

Tabel
Variabel Minat

Responden	Item Pertanyaan										Total
	5	6	7	8	9	10	11	12	13	14	
1	5	5	5	5	5	5	5	5	5	5	50
2	3	3	3	5	5	4	3	3	3	3	35
3	5	5	5	5	5	5	5	5	5	5	50
4	4	4	4	4	4	4	4	4	4	4	40
5	5	5	5	5	5	5	5	5	5	5	50
6	3	3	3	5	4	4	3	3	3	3	34
7	4	4	4	4	4	4	4	4	4	4	40
8	5	5	5	5	5	5	5	5	5	5	50
9	5	5	5	5	5	5	5	5	5	5	50
10	4	4	4	4	4	4	4	4	4	4	40
11	5	5	5	5	5	5	5	5	5	5	50
12	4	4	4	4	4	4	4	4	4	4	40
13	4	4	4	4	4	4	4	4	4	4	40
14	3	3	3	3	4	3	3	3	3	3	31
15	5	5	5	5	5	5	5	5	5	5	50
16	2	1	2	2	1	1	2	1	2	2	16
17	4	4	4	4	4	4	4	4	4	4	40
18	5	5	5	5	5	5	5	5	5	5	50
19	1	1	1	1	1	1	1	1	1	1	10
20	4	4	4	4	4	4	4	4	4	4	40
21	5	5	5	5	5	5	5	5	5	5	50
22	2	2	2	2	2	2	2	2	2	2	20
23	3	3	3	3	3	3	3	3	3	3	30
24	5	5	5	5	5	5	5	5	5	5	50
25	4	4	4	4	4	4	4	4	4	4	40
26	2	3	3	3	3	3	3	3	2	2	27

27	4	4	4	4	4	4	4	4	4	4	40
28	2	3	3	2	3	2	3	3	2	2	25
29	4	4	4	4	4	4	4	4	4	4	40
30	4	4	4	4	4	4	4	4	4	4	40
31	4	4	4	4	4	4	4	4	4	4	40
32	1	1	1	1	3	3	1	1	1	1	14
33	5	5	5	5	5	5	5	5	5	5	50
34	4	4	4	4	4	4	4	4	4	4	40
35	4	4	4	4	4	4	4	4	4	4	40
36	2	2	2	2	2	2	2	2	2	2	20
37	5	5	5	5	5	5	5	5	5	5	50
38	4	4	4	4	4	4	4	4	4	4	40
39	4	4	4	4	4	4	4	4	4	4	40
40	2	2	2	2	2	2	2	2	2	2	20
41	4	4	4	4	4	4	4	4	4	4	40
42	4	4	4	4	4	4	4	4	4	4	40
43	4	4	4	4	4	4	4	4	4	4	40
44	4	4	4	4	4	4	4	4	4	4	40
45	5	5	5	5	5	5	5	5	5	5	50
46	2	2	2	2	2	2	2	2	2	2	20
47	2	2	2	2	2	2	2	2	2	2	20
48	2	2	2	2	2	2	2	2	2	2	20
Total	177	178	179	182	184	181	179	178	177	177	

Tabel
Variabel Pendapatan

Responden	Item Pertanyaan				Total Skor
	1	2	3	4	
1	5	5	5	3	18
2	3	3	3	3	12
3	5	5	5	3	18
4	4	4	4	3	15
5	5	5	5	3	18
6	3	3	3	3	12
7	3	3	3	3	12
8	5	5	5	3	18
9	3	3	3	3	12
10	3	3	3	3	12
11	5	5	5	3	18
12	4	4	4	3	1
13	4	4	4	3	15
14	3	3	3	3	12
15	5	5	5	3	18
16	2	1	2	2	7
17	3	3	3	3	12
18	5	5	5	3	18
19	1	1	1	1	4
20	3	3	3	3	12
21	5	5	5	3	18
22	2	2	2	2	8
23	3	3	3	3	12

24	3	3	3	3	12
25	3	3	3	3	12
26	2	3	3	3	11
27	3	3	3	3	12
28	2	3	3	2	10
29	4	4	4	3	15
30	3	3	3	3	12
31	3	3	3	3	12
32	1	1	1	1	4
33	3	3	3	3	12
34	4	4	4	3	15
35	4	4	4	3	15
36	2	2	2	2	8
37	5	5	5	3	18
38	4	4	4	3	15
39	4	4	4	3	15
40	2	2	2	2	8
41	4	4	4	3	15
42	4	4	4	3	15
43	4	4	4	3	15
44	4	4	4	3	15
45	3	3	3	3	12
46	2	2	2	2	8
47	2	2	2	2	8
48	2	2	2	2	8
Total Skor					604

Hasil SPSS Reliabel dan Valid Variabel Pendapatan

Reliability

Scale: ALL VARIABLES

Case Processing Summary

		N	%
Cases	Valid	48	100,0
	Excluded ^a	0	,0
	Total	48	100,0

a. Listwise deletion based on all variables in the procedure.

Reliability Statistics

Cronbach's Alpha	N of Items
,989	4

Item Statistics

	Mean	Std. Deviation	N
P1	3,69	1,188	48
P2	3,71	1,184	48
P3	3,73	1,144	48
P4	3,79	1,184	48

Item-Total Statistics

	Scale Mean if Item Deleted	Scale Variance if Item Deleted	Corrected Item-Total Correlation	Cronbach's Alpha if Item Deleted
P1	11,23	11,925	,983	,983
P2	11,21	11,956	,982	,983
P3	11,19	12,198	,988	,982
P4	11,13	12,239	,936	,995

Scale Statistics

Mean	Variance	Std. Deviation	N of Items
14,92	21,397	4,626	4

Hasil SPSS Reliabel dan Valid Variabel Minat

Reliability

Scale: ALL VARIABLES

Case Processing Summary

		N	%
Cases	Valid	48	100,0
	Excluded ^a	0	,0
	Total	48	100,0

a. Listwise deletion based on all variables in the procedure.

Case Processing Summary

		N	%
Cases	Valid	48	100,0
	Excluded ^a	0	,0
	Total	48	100,0

a. Listwise deletion based on all variables in the procedure.

Reliability Statistics

Cronbach's Alpha	N of Items
,996	10

Item Statistics

	Mean	Std. Deviation	N
P1	3,69	1,188	48
P2	3,71	1,184	48
P3	3,73	1,144	48
P4	3,79	1,184	48
P5	3,83	1,117	48
P6	3,77	1,134	48
P7	3,73	1,144	48
P8	3,71	1,184	48
P9	3,69	1,188	48
P10	3,69	1,188	48

Item-Total Statistics

	Scale Mean if Item Deleted	Scale Variance if Item Deleted	Corrected Item-Total Correlation	Cronbach's Alpha if Item Deleted
P1	33,65	105,297	,987	,995
P2	33,62	105,346	,989	,995
P3	33,60	106,159	,989	,995
P4	33,54	106,211	,949	,996
P5	33,50	107,787	,937	,996
P6	33,56	106,932	,962	,996
P7	33,60	106,159	,989	,995
P8	33,62	105,346	,989	,995
P9	33,65	105,297	,987	,995
P10	33,65	105,297	,987	,995

Scale Statistics

Mean	Variance	Std. Deviation	N of Items
37,33	130,780	11,436	10

Hasil SPSS Normalitas Variabel Pendapatan

Case Processing Summary

	Cases					
	Valid		Missing		Total	
	N	Percent	N	Percent	N	Percent
Pendapatan	48	100,0%	0	0,0%	48	100,0%

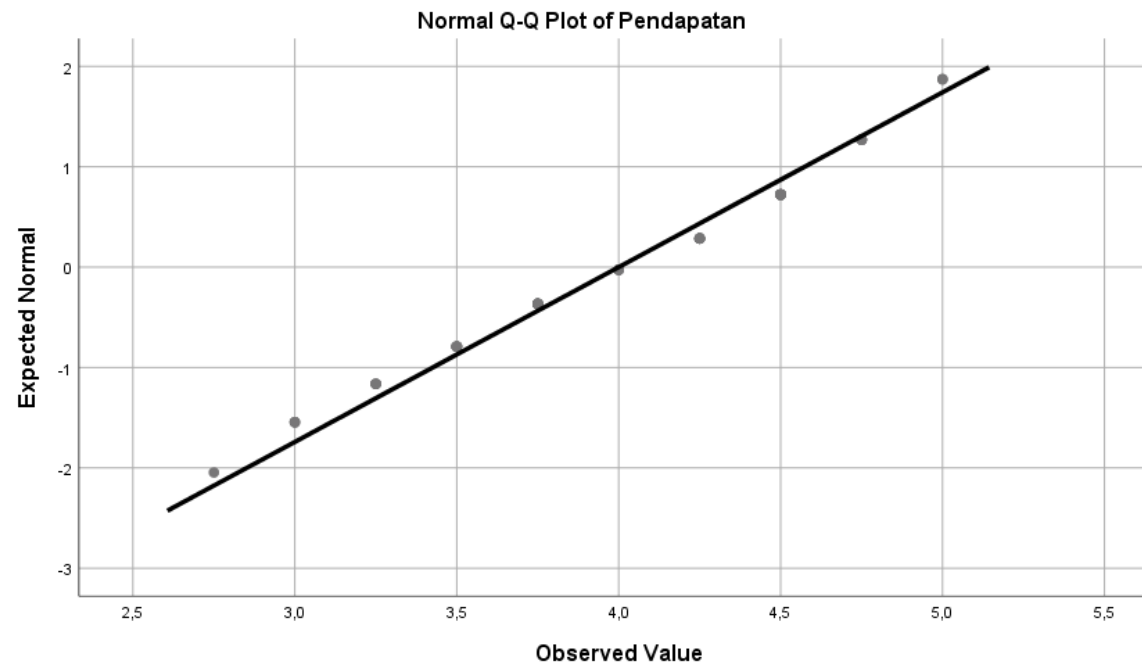
Descriptives

		Statistic	Std. Error	
Pendapatan	Mean	4,0000	,08289	
	95% Confidence Interval for Mean	Lower Bound	3,8332	
		Upper Bound	4,1668	
	5% Trimmed Mean	4,0081		
	Median	4,0000		
	Variance	,330		
	Std. Deviation	,57427		
	Minimum	2,75		
	Maximum	5,00		
	Range	2,25		
	Interquartile Range	1,00		
	Skewness	-,220	,343	
	Kurtosis	-,777	,674	

Tests of Normality

	Kolmogorov-Smirnov ^a			Shapiro-Wilk		
	Statistic	df	Sig.	Statistic	df	Sig.
Pendapatan	,127	48	,052	,962	48	,126

a. Lilliefors Significance Correction



Hasil SPSS Normalitas Variabel Minat

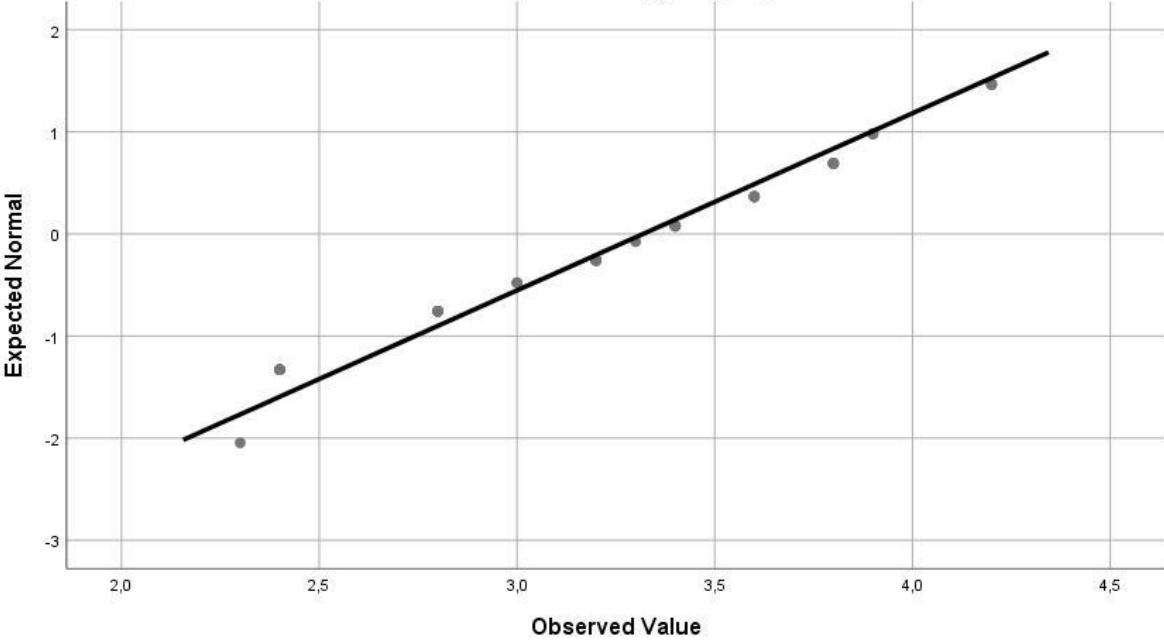
Tests of Normality

	Kolmogorov-Smirnov ^a			Shapiro-Wilk		
	Statistic	df	Sig.	Statistic	df	Sig.
Minat_pedagang	,108	48	,200 [*]	,941	48	,018

*. This is a lower bound of the true significance.

a. Lilliefors Significance Correction

Normal Q-Q Plot of Minat_pedagang



Hasil Uji Linearitas

Case Processing Summary

	Cases					
	Included		Excluded		Total	
	N	Percent	N	Percent	N	Percent
Minat * Pendapatan	48	100,0%	0	0,0%	48	100,0%

Report

Minat

Pendapatan	Mean	N	Std. Deviation
3	3,10	1	.
3	3,40	3	,721
3	3,07	3	,757
4	2,55	6	1,110
4	2,71	8	,966
4	2,60	5	1,111
4	3,46	7	1,011
5	3,85	8	,912
5	3,18	5	,531
5	2,20	2	,849
Total	3,08	48	,980

ANOVA Table

			Sum of Squares	df	Mean Square	F	Sig.
Minat * Pendapatan	Between Groups	(Combined)	11,564	9	1,285	1,452	,201
		Linearity	,895	1	,895	1,012	,321
		Deviation from Linearity	10,668	8	1,334	1,507	,187
	Within Groups		33,616	38	,885		
	Total		45,179	47			

Measures of Association

	R	R Squared	Eta	Eta Squared
Minat * Pendapatan	,141	,020	,506	,256

Hasil Analisis Regresi Linear Sederhana

Regression

Descriptive Statistics

	Mean	Std. Deviation	N
Minat	3,08	,980	48
Pendapatan	3,82	,733	48

Correlations

		Minat	Pendapatan
Pearson Correlation	Minat	1,000	,295
	Pendapatan	,295	1,000
Sig. (1-tailed)	Minat	.	,021
	Pendapatan	,021	.
N	Minat	48	48
	Pendapatan	48	48

Variables Entered/Removed^a

Model	Variables Entered	Variables Removed	Method
1	Pendapatan ^b	.	Enter

a. Dependent Variable: Minat

b. All requested variables entered.

Model Summary^b

Model	R	R Square	Adjusted R Square	Std. Error of the Estimate
1	,295 ^a	,087	,067	,947

a. Predictors: (Constant), Pendapatan

b. Dependent Variable: Minat

Coefficients^a

Model		Unstandardized Coefficients		Standardized Coefficients	t	Sig.
		B	Std. Error	Beta		
1	(Constant)	1,569	,733		2,140	,038
	Pendapatan	,395	,188	,295	2,096	,042

a. Dependent Variable: Minat

ANOVA^a

Model		Sum of Squares	df	Mean Square	F	Sig.
1	Regression	3,940	1	3,940	4,395	,042 ^b
	Residual	41,239	46	,897		
	Total	45,179	47			

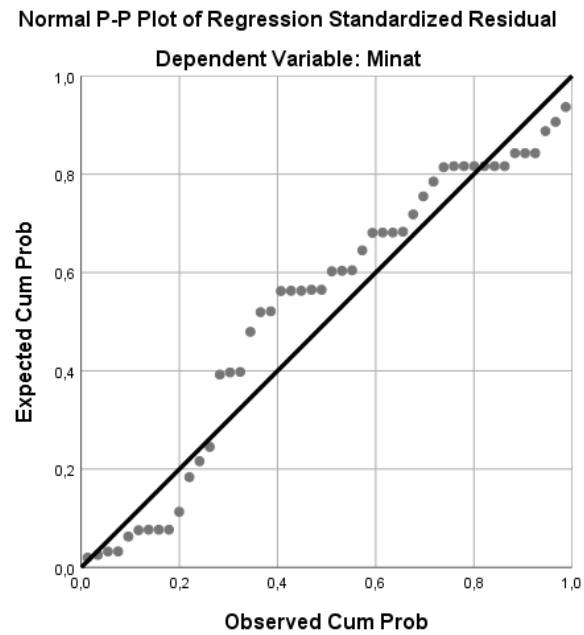
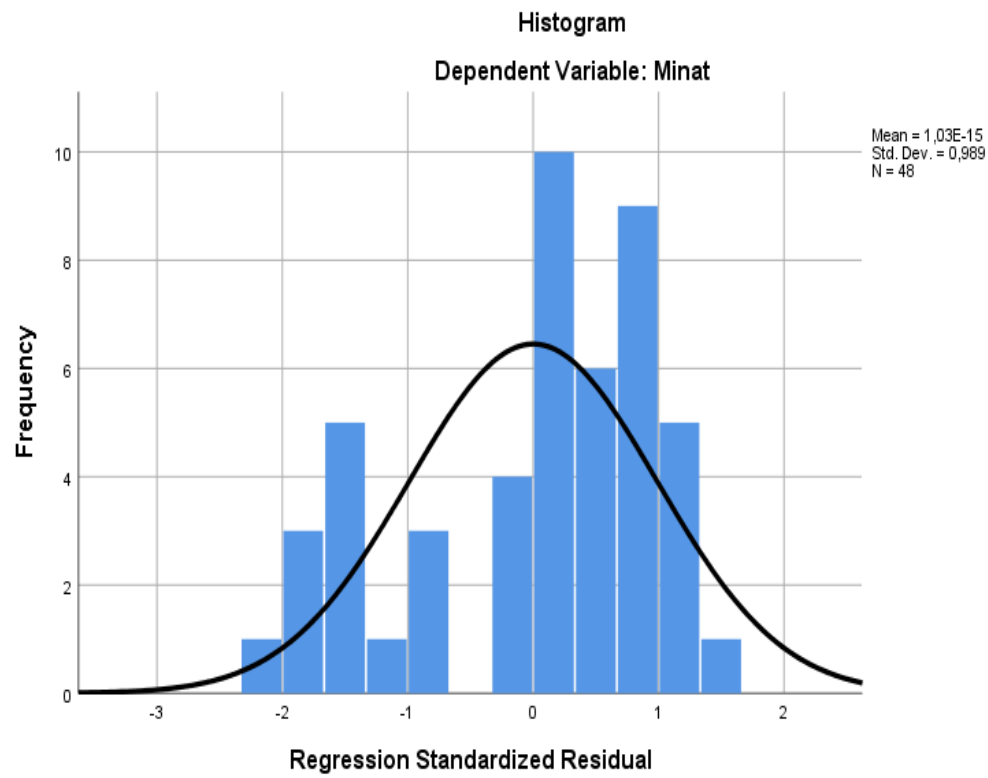
a. Dependent Variable: Minat

b. Predictors: (Constant), Pendapatan

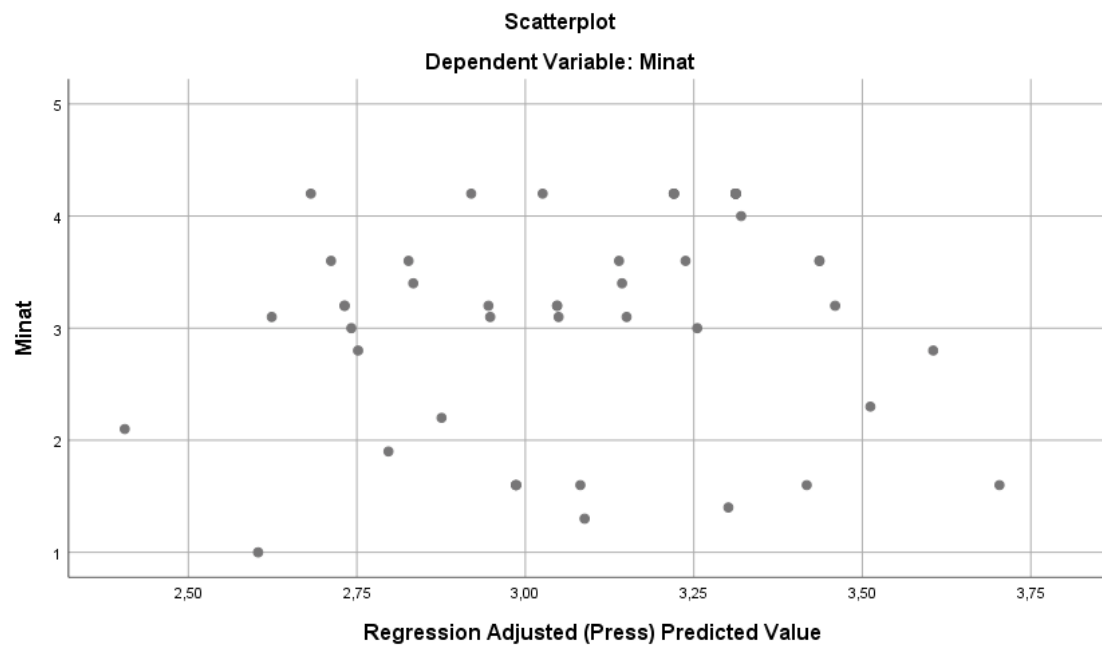
Residuals Statistics^a

	Minimum	Maximum	Mean	Std. Deviation	N
Predicted Value	2,36	3,54	3,08	,290	48
Std. Predicted Value	-2,487	1,606	,000	1,000	48
Standard Error of Predicted Value	,137	,370	,187	,051	48
Adjusted Predicted Value	2,41	3,70	3,08	,288	48
Residual	-1,944	1,446	,000	,937	48
Std. Residual	-2,053	1,527	,000	,989	48
Stud. Residual	-2,136	1,565	-,003	1,011	48
Deleted Residual	-2,103	1,518	-,006	,980	48
Stud. Deleted Residual	-2,226	1,591	-,011	1,027	48
Mahal. Distance	,010	6,187	,979	1,286	48
Cook's Distance	,000	,219	,023	,041	48
Centered Leverage Value	,000	,132	,021	,027	48

a. Dependent Variable: Minat



Hasil Uji Heterokedasitas



RIWAYAT HIDUP PENULIS

1. Nama Lengkap : Rina
 2. Tempat, Tanggal Lahir : Samuda, 13 Juli 1995
 3. Agama : Islam
 4. Kebangsaan : Indonesia
 5. Status Perkawinan : Belum Kawin
 6. Alamat : Jl. Simp. Jd Makmur 08/04, Samuda. Daha Selatan
 7. Pendidikan : a. SDN Samuda 2 tahun 2002-2008
b. MTsn Habirau Tengah tahun 2008-2011
c. MAN Negara tahun 2011-2014
 8. Pengalaman Organisasi : a. KSR PMI
b. ASRI (~~Anak-Anak~~ ~~Suarah~~)
- **Orang Tua**
- Ayah
Nama : H. Hamrani
Pekerjaan : Wiraswasta
Alamat : Jl. Simp. Jd Makmur 08/04, Samuda. Daha Selatan
- Ibu
Nama : Hj. Paridah
Pekerjaan : Ibu Rumah Tangga
Alamat : Jl. Simp. Jd Makmur 08/04, Samuda. Daha Selatan
10. Jumlah Saudara : 2 Orang (Anak ke 2 dari 3 bersaudara)

Banjarmasin, Juni 2018

Penulis,



Rina