

LAMPIRAN

ANGKET PENELITIAN

Pengaruh Publisitas Program-Program Distribusi dan Kredibilitas Lembaga Terhadap Loyalitas Pembayar Zakat Infak dan Sedekah Di Baznas Kabupaten Hulu Sungai Utara

Dalam rangka penyusunan tugas akhir skripsi pada Fakultas Ekonomi dan Bisnis Islam UIN Antasari Banjarmasin, maka dengan ini saya memohon kesediaan Bapak/Ibu/Sdr/I untuk meluangkan sedikit waktunya guna mengisi kuesioner pada penelitian yang saya sertakan berikut ini. Seluruh informasi yang Bapak/Ibu/Sdr/I berikan dalam kuesioner ini bersifat rahasia dan tidak mempengaruhi eksistensi Bapak/Ibu dalam menyalurkan zakat, infak, dan sedekah di Badan Amil Zakat Nasional dan semacamnya.

Atas kesediaan Bapak/Ibu/Sdr/I dalam pengisian kuesioner ini, saya ucapkan terima kasih.

Peneliti

Fitra Ariani

A. Identitas Diri

Mohon dengan hormat Bapak/Ibu/Sdr/I untuk mengisi data responden di

bawah ini :

Nama :

Alamat :

Jenis Kelamin : Laki-laki Perempuan

Umur : 20-30 30-40 >40

Pendidikan Terakhir : SD SMP

SMA Sarjana

Pekerjaan/Profesi : PNS Pegawai Swasta

Wiraswasta Wirausaha

TNI/POLRI Lain-lain

Penghasilan : 500.000 – 1000.000 1000.000 – 3000.000

3.000.000 – 5.000.000 5000.000 -7000.000

>7000.000

Petunjuk Pengisian Angket

Berilah tanda (X) pada kolom yang Bapak/Ibu/Sdr/I pilih sesuai dengan keadaan yang sebenarnya, dengan alternatif jawaban sebagai berikut:

SS : Sangat Setuju

S : Setuju

N : Netral

TS : Tidak Setuju

STS : Sangat Tidak Setuju

Publisitas program-program

No	PERNYATAAN	ALTERNATIF JAWABAN				
		SS	S	N/R	TS	STS
1	Pemberitaan melalui media cetak, seperti melalui brosur dan kalender tentang Baznas Kabupaten HSU membantu masyarakat atau muzakki mengetahui kegiatan dan program-programnya.					
2	Sering membaca berita melalui media sosial di facebook ataupun di instagram tentang kegiatan dan program-program Baznas Kabupaten HSU					
3	Pemberitaan melalui televisi yang disiarkan oleh saluran Kominfo tentang Baznas Kabupaten HSU membantu masyarakat atau muzakki mengetahui kegiatan dan program-programnya.					
4	Dalam pengenalan kepada masyarakat atau muzakki melalui media sosial, media elektronik, dan media cetak Baznas Kabupaten HSU sudah memberikan informasi yang lengkap mengenai program-programnya.					
5	Berita yang disampaikan kepada masyarakat atau muzakki mudah dipahami.					
6	Pernah mengikuti kegiatan yang dilakukan Baznas dalam upaya memberikan pengetahuan tentang					

	baznas baik itu seminar, pelatihan dan baksos.					
7	Publikasi Baznas kabupaten Hulu Sungai Utara memberikan kepercayaan bagi saya bahwa Baznas Kabupaten Hulu Sungai Utara memang pantas untuk mengelola dana dari muzakki.					

Kredibilitas Lembaga

No	PERNYATAAN	ALTERNATIF JAWABAN				
		SS	S	N/R	TS	STS
1	Saya merasa amil bekerja dengan professional					
2	Saya merasa kantor pelayanan di BAZNAS Kabupaten HSU cukup memenuhi standar kantor modern					
3	BAZNAS Kabupaten HSU bersikap jujur dalam memberikan segala informasi/berita kepada masyarakat					
4	Ketika Saya datang ke BAZNAS Kabupaten HSU saya merasa amil memberikan perhatian yang cukup baik kepada saya					
5	Saya merasa Baznas Kabupaten HSU mampu melayani berbagai kebutuhan dan informasi yang dibutuhkan					
6	Saya merasa BAZNAS Kabupaten HSU merupakan lembaga amil zakat yang cukup terkenal dikalangan masyarakat					

7	Menurut saya BAZNAS Kabupaten HSU dapat mempertanggungjawabkan kinerjanya secara vertikal (Tuhan) maupun horizontal (masyarakat secara umum)					
8	Saya membayar zakat, infak ataupun sedekah di BAZNAS Kabupaten HSU karena selalu mempublikasikan laporan keuangannya setiap penggunaan atau pengeluaran dana zakat, infak maupun sedekah dengan cepat dan tepat					
9	Saya membayar zakat, infak ataupun sedekah di BAZNAS Kabupaten HSU karena menjalankan setiap programnya dengan baik dan benar					
10	Saya merasa membayar zakat, infak ataupun sedekah di BAZNAS Kabupaten HSU informasi yang diberikan staf kepada saya mudah dipahami					
11	BAZNAS Kabupaten HSU dikelola secara terbuka kepada masyarakat					
12	BAZNAS Kabupaten HSU memberikan layanan konsultasi kepada masyarakat					
13	BAZNAS Kabuapten HSU melalui pengelolaannya dapat meningkatkan taraf hidup masyarakat miskin					

Loyalitas

No	PERNYATAAN	ALTERNATIF JAWABAN				
		SS	S	N/R	TS	STS
1	Saya akan menyalurkan kembali dana zakat, infak ataupun sedekah melalui BAZNAS Kabupaten HSU					
2	Di masa yang akan datang saya akan menyalurkan dana zakat, infak ataupun sedekah melalui BAZNAS kabupaten HSU					
3	Saya akan menceritakan keunggulan menyalurkan zakat, infak ataupun sedekah melalui BAZNAS Kabupaten HSU kepada teman, saudara dan orang lain					
4	Saya merekomendasikan kepada teman, saudara dan orang lain untuk menyalurkan dana zakat, infak dan sedekah melalui BAZNAS Kabupaten HSU					
5	Saya yakin BAZNAS Kabupaten HSU menyalurkan dana zakat, infak dan sedekah dengan amanah dan sesuai ketentuan syariah					
6	Saya percaya untuk menyalurkan dana zakat, infak ataupun sedekah melalui BAZNAS Kabupaten HSU					

Validitas

1. Publisitas Program-Program Distribusi

Correlations

		P1	P2	P3	P4	P5	P6	P7	Publisitas
P1	Pearson Correlation	1	-.072	-.115	-.012	.014	.115	.045	.282**
	Sig. (2-tailed)		.481	.260	.909	.890	.261	.658	.005
	N	98	98	98	98	98	98	98	98
P2	Pearson Correlation	-.072	1	.219*	.040	-.009	.056	-.096	.438**
	Sig. (2-tailed)	.481		.030	.693	.933	.582	.347	.000
	N	98	98	98	98	98	98	98	98
P3	Pearson Correlation	-.115	.219*	1	.191	.306**	-.030	.019	.478**
	Sig. (2-tailed)	.260	.030		.059	.002	.769	.851	.000
	N	98	98	98	98	98	98	98	98
P4	Pearson Correlation	-.012	.040	.191	1	.481**	.082	-.210*	.524**
	Sig. (2-tailed)	.909	.693	.059		.000	.424	.038	.000
	N	98	98	98	98	98	98	98	98
P5	Pearson Correlation	.014	-.009	.306**	.481**	1	.034	-.049	.581**
	Sig. (2-tailed)	.890	.933	.002	.000		.739	.634	.000
	N	98	98	98	98	98	98	98	98
P6	Pearson Correlation	.115	.056	-.030	.082	.034	1	-.098	.430**
	Sig. (2-tailed)	.261	.582	.769	.424	.739		.339	.000
	N	98	98	98	98	98	98	98	98
P7	Pearson Correlation	.045	-.096	.019	-.210*	-.049	-.098	1	.219*
	Sig. (2-tailed)	.658	.347	.851	.038	.634	.339		.030
	N	98	98	98	98	98	98	98	98
Publisitas	Pearson Correlation	.282**	.438**	.478**	.524**	.581**	.430**	.219*	1
	Sig. (2-tailed)	.005	.000	.000	.000	.000	.000	.030	
	N	98	98	98	98	98	98	98	98

** . Correlation is significant at the 0.01 level (2-tailed).

* . Correlation is significant at the 0.05 level (2-tailed).

2. Kredibilitas Lembaga

Correlations

		K1	K2	K3	K4	K5	K6	K7	K8	K9	K10	K11	K12	K13	Kredibilitas
K1	Pearson Correlation	1	.295**	.192	-.029	.094	-.129	.250*	.043	-.030	.001	.342**	-.039	.024	.295**
	Sig. (2-tailed)		.003	.058	.775	.356	.206	.013	.676	.770	.992	.001	.706	.812	.003
	N	98	98	98	98	98	98	98	98	98	98	98	98	98	98
K2	Pearson Correlation	.295**	1	.220*	-.205*	.016	.031	.123	-.007	-.064	-.090	.048	.033	.024	.248*
	Sig. (2-tailed)	.003		.029	.043	.879	.762	.229	.943	.533	.381	.639	.746	.817	.014
	N	98	98	98	98	98	98	98	98	98	98	98	98	98	98
K3	Pearson Correlation	.192	.220*	1	.219*	.290**	.250*	.326**	.198	.309**	.300**	.262**	.160	.018	.641**
	Sig. (2-tailed)	.058	.029		.030	.004	.013	.001	.051	.002	.003	.009	.115	.861	.000
	N	98	98	98	98	98	98	98	98	98	98	98	98	98	98
K4	Pearson Correlation	-.029	-.205*	.219*	1	.346**	-.147	.188	-.047	.491**	.317**	.059	-.201*	-.066	.323**
	Sig. (2-tailed)	.775	.043	.030		.000	.149	.064	.644	.000	.001	.561	.047	.516	.001
	N	98	98	98	98	98	98	98	98	98	98	98	98	98	98
K5	Pearson Correlation	.094	.016	.290**	.346**	1	.257*	.060	.168	.183	.183	.354**	.187	.069	.533**
	Sig. (2-tailed)	.356	.879	.004	.000		.011	.557	.099	.071	.072	.000	.065	.501	.000
	N	98	98	98	98	98	98	98	98	98	98	98	98	98	98
K6	Pearson Correlation	-.129	.031	.250*	-.147	.257*	1	-.017	.290**	.121	.146	.051	.211*	-.009	.396**
	Sig. (2-tailed)	.206	.762	.013	.149	.011		.871	.004	.236	.150	.616	.037	.932	.000
	N	98	98	98	98	98	98	98	98	98	98	98	98	98	98
K7	Pearson Correlation	.250*	.123	.326**	.188	.060	-.017	1	.009	.195	.092	.040	-.152	-.071	.314**
	Sig. (2-tailed)	.013	.229	.001	.064	.557	.871		.928	.055	.370	.694	.136	.486	.002
	N	98	98	98	98	98	98	98	98	98	98	98	98	98	98
K8	Pearson Correlation	.043	-.007	.198	-.047	.168	.290**	.009	1	.157	.326**	.158	.256*	-.044	.461**
	Sig. (2-tailed)	.676	.943	.051	.644	.099	.004	.928		.123	.001	.121	.011	.666	.000
	N	98	98	98	98	98	98	98	98	98	98	98	98	98	98
K9	Pearson Correlation	-.030	-.064	.309**	.491**	.183	.121	.195	.157	1	.409**	.022	-.197	.151	.512**
	Sig. (2-tailed)	.770	.533	.002	.000	.071	.236	.055	.123		.000	.826	.052	.138	.000
	N	98	98	98	98	98	98	98	98	98	98	98	98	98	98
K10	Pearson Correlation	.001	-.090	.300**	.317**	.183	.146	.092	.326**	.409**	1	.158	-.071	.006	.532**
	Sig. (2-tailed)	.992	.381	.003	.001	.072	.150	.370	.001	.000		.121	.489	.950	.000
	N	98	98	98	98	98	98	98	98	98	98	98	98	98	98
K11	Pearson Correlation	.342**	.048	.262**	.059	.354**	.051	.040	.158	.022	.158	1	.237*	.258*	.518**
	Sig. (2-tailed)	.001	.639	.009	.561	.000	.616	.694	.121	.826	.121		.019	.010	.000
	N	98	98	98	98	98	98	98	98	98	98	98	98	98	98
K12	Pearson Correlation	-.039	.033	.160	-.201*	.187	.211*	-.152	.256*	-.197	-.071	.237*	1	-.072	.250*
	Sig. (2-tailed)	.706	.746	.115	.047	.065	.037	.136	.011	.052	.489	.019		.483	.013
	N	98	98	98	98	98	98	98	98	98	98	98	98	98	98
K13	Pearson Correlation	.024	.024	.018	-.066	.069	-.009	-.071	-.044	.151	.006	.258*	-.072	1	.371**
	Sig. (2-tailed)	.812	.817	.861	.516	.501	.932	.486	.666	.138	.950	.010	.483		.000
	N	98	98	98	98	98	98	98	98	98	98	98	98	98	98
Kredibilitas	Pearson Correlation	.295**	.248*	.641**	.323**	.533**	.396**	.314**	.461**	.512**	.532**	.518**	.250*	.371**	1
	Sig. (2-tailed)	.003	.014	.000	.001	.000	.000	.002	.000	.000	.000	.000	.013	.000	
	N	98	98	98	98	98	98	98	98	98	98	98	98	98	98

** Correlation is significant at the 0.01 level (2-tailed).

* Correlation is significant at the 0.05 level (2-tailed).

3. Loyalitas

Correlations

		L1	L2	L3	L4	L5	L6	Loyalitas
L1	Pearson Correlation	1	.520**	.231*	.189	.263**	.236*	.634**
	Sig. (2-tailed)		.000	.022	.063	.009	.019	.000
	N	98	98	98	98	98	98	98
L2	Pearson Correlation	.520**	1	.080	.192	.373**	.274**	.640**
	Sig. (2-tailed)	.000		.434	.058	.000	.006	.000
	N	98	98	98	98	98	98	98
L3	Pearson Correlation	.231*	.080	1	.278**	.066	.125	.499**
	Sig. (2-tailed)	.022	.434		.006	.521	.220	.000
	N	98	98	98	98	98	98	98
L4	Pearson Correlation	.189	.192	.278**	1	.271**	.192	.601**
	Sig. (2-tailed)	.063	.058	.006		.007	.058	.000
	N	98	98	98	98	98	98	98
L5	Pearson Correlation	.263**	.373**	.066	.271**	1	.531**	.667**
	Sig. (2-tailed)	.009	.000	.521	.007		.000	.000
	N	98	98	98	98	98	98	98
L6	Pearson Correlation	.236*	.274**	.125	.192	.531**	1	.647**
	Sig. (2-tailed)	.019	.006	.220	.058	.000		.000
	N	98	98	98	98	98	98	98
Loyalitas	Pearson Correlation	.634**	.640**	.499**	.601**	.667**	.647**	1
	Sig. (2-tailed)	.000	.000	.000	.000	.000	.000	
	N	98	98	98	98	98	98	98

** . Correlation is significant at the 0.01 level (2-tailed).

* . Correlation is significant at the 0.05 level (2-tailed).

Reliabilitas

1. Publisitas Program-Program Distribusi

Reliability Statistics

Cronbach's Alpha	N of Items
.657	3

2. Kredibilitas Lembaga

Reliability Statistics

Cronbach's Alpha	N of Items
.603	13

3. Loyalitas

Reliability Statistics

Cronbach's Alpha	N of Items
.664	6

Asumsi Klasik

1. Uji Multikolinieritas

Coefficients^a

Model		Unstandardized Coefficients		Standardized Coefficients	t	Sig.	Collinearity Statistics	
		B	Std. Error	Beta			Tolerance	VIF
1	(Constant)	7.142	3.753		1.903	.060		
	Publisitas (X1)	-.024	.096	-.023	-.250	.803	.973	1.028
	Kredibilitas (X2)	.351	.068	.473	5.149	.000	.973	1.028

a. Dependent Variable: Loyalitas (Y)

2. Uji Autokorelasi

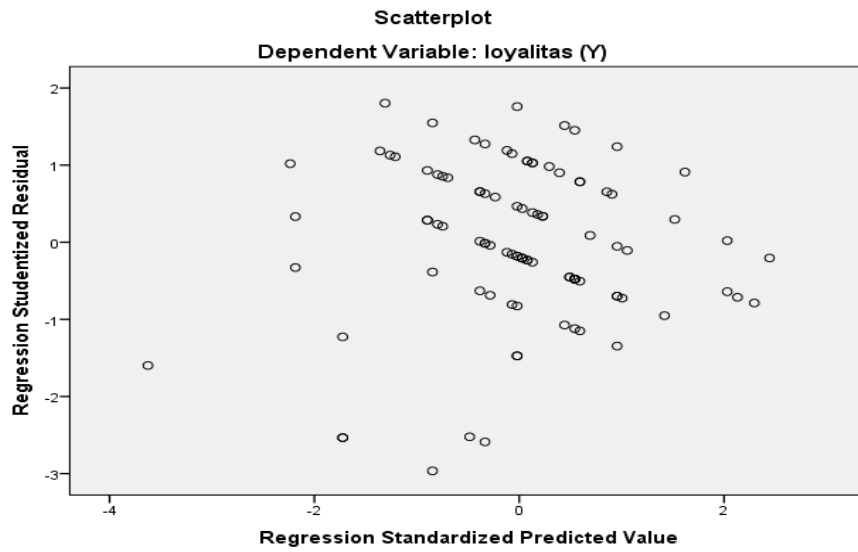
Model Summary^b

Model	R	R Square	Adjusted R Square	Std. Error of the Estimate	Durbin-Watson
1	.470 ^a	.221	.204	1.565	1.793

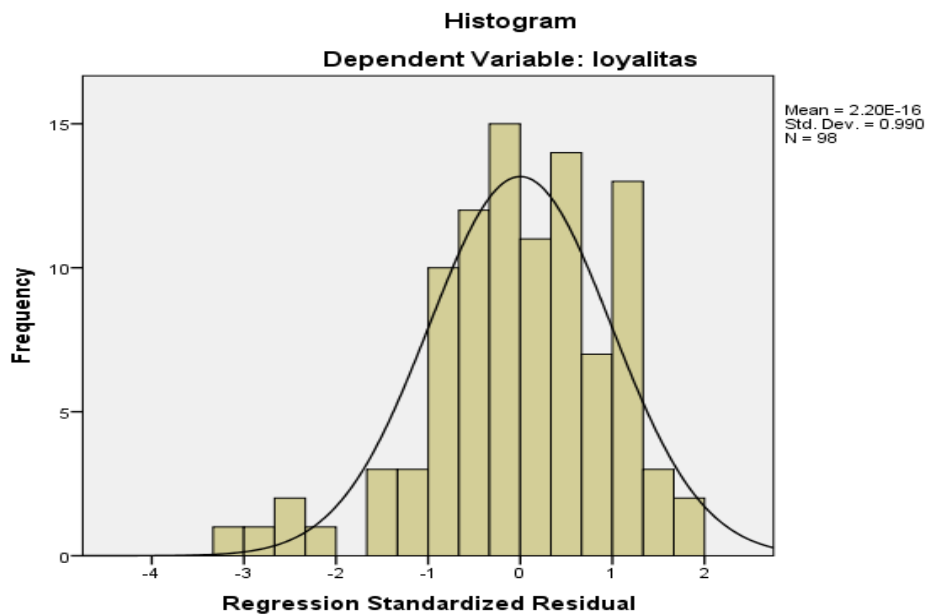
a. Predictors: (Constant), Kredibilitas (X2), Publisitas (X1)

b. Dependent Variable: Loyalitas (Y)

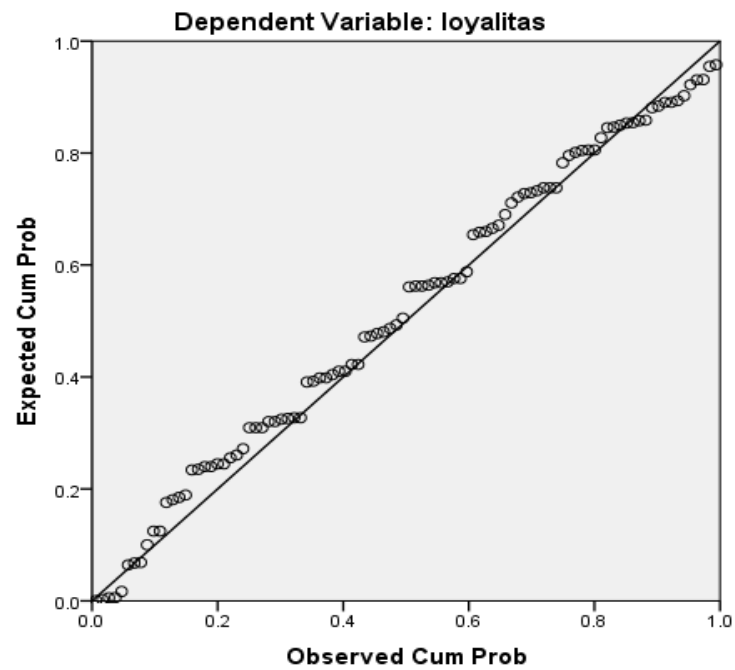
3. Uji Heteroskedastisitas



4. Normalitas



Normal P-P Plot of Regression Standardized Residual



Regresi Linier Berganda

Model Summary

Model	R	R Square	Adjusted R Square	Std. Error of the Estimate
1	.470 ^a	.221	.204	1.565

a. Predictors: (Constant), kredibilitas (X2), publisitas (X1)

Uji Simultan (Uji F)

ANOVA^a

Model		Sum of Squares	df	Mean Square	F	Sig.
1	Regression	65.807	2	32.904	13.438	.000 ^b
	Residual	232.611	95	2.449		
	Total	298.418	97			

a. Dependent Variable: loyalitas (Y)

b. Predictors: (Constant), kredibilitas (X2), publisitas (X1)

Uji Parsial (Uji t)

Coefficients^a

Model		Unstandardized Coefficients		Standardized Coefficients	t	Sig.
		B	Std. Error	Beta		
1	(Constant)	7.142	3.753		1.903	.060
	publisitas (X1)	-.024	.096	-.023	-.250	.803
	kredibilitas (X2)	.351	.068	.473	5.149	.000

a. Dependent Variable: loyalitas (Y)

Foto Peneliti Sedang Meminta Responden Mengisi Kuesioner



Foto Bersama Keluarga Besar BAZNAS Kabupaten HSU



Foto Kantor BAZNAS Kabupaten HSU



Tabel Uji F

$\alpha =$ 0,05	df1=(k-1)							
	1	2	3	4	5	6	7	8
df2=(n-k)								
1	161,448	199,500	215,707	224,583	230,162	233,98 6	236,768	238,883
2	18,513	19,000	19,164	19,247	19,296	19,330	19,353	19,371
3	10,128	9,552	9,277	9,117	9,013	8,941	8,887	8,845
4	7,709	6,944	6,591	6,388	6,256	6,163	6,094	6,041
5	6,608	5,786	5,409	5,192	5,050	4,950	4,876	4,818
6	5,987	5,143	4,757	4,534	4,387	4,284	4,207	4,147
7	5,591	4,737	4,347	4,120	3,972	3,866	3,787	3,726
8	5,318	4,459	4,066	3,838	3,687	3,581	3,500	3,438
9	5,117	4,256	3,863	3,633	3,482	3,374	3,293	3,230
10	4,965	4,103	3,708	3,478	3,326	3,217	3,135	3,072
11	4,844	3,982	3,587	3,357	3,204	3,095	3,012	2,948
12	4,747	3,885	3,490	3,259	3,106	2,996	2,913	2,849
13	4,667	3,806	3,411	3,179	3,025	2,915	2,832	2,767
14	4,600	3,739	3,344	3,112	2,958	2,848	2,764	2,699
15	4,543	3,682	3,287	3,056	2,901	2,790	2,707	2,641
16	4,494	3,634	3,239	3,007	2,852	2,741	2,657	2,591
17	4,451	3,592	3,197	2,965	2,810	2,699	2,614	2,548
18	4,414	3,555	3,160	2,928	2,773	2,661	2,577	2,510
19	4,381	3,522	3,127	2,895	2,740	2,628	2,544	2,477
20	4,351	3,493	3,098	2,866	2,711	2,599	2,514	2,447
21	4,325	3,467	3,072	2,840	2,685	2,573	2,488	2,420
22	4,301	3,443	3,049	2,817	2,661	2,549	2,464	2,397
23	4,279	3,422	3,028	2,796	2,640	2,528	2,442	2,375
24	4,260	3,403	3,009	2,776	2,621	2,508	2,423	2,355
25	4,242	3,385	2,991	2,759	2,603	2,490	2,405	2,337

26	4,225	3,369	2,975	2,743	2,587	2,474	2,388	2,321
27	4,210	3,354	2,960	2,728	2,572	2,459	2,373	2,305
28	4,196	3,340	2,947	2,714	2,558	2,445	2,359	2,291
29	4,183	3,328	2,934	2,701	2,545	2,432	2,346	2,278
30	4,171	3,316	2,922	2,690	2,534	2,421	2,334	2,266
31	4,160	3,305	2,911	2,679	2,523	2,409	2,323	2,255
32	4,149	3,295	2,901	2,668	2,512	2,399	2,313	2,244
33	4,139	3,285	2,892	2,659	2,503	2,389	2,303	2,235
34	4,130	3,276	2,883	2,650	2,494	2,380	2,294	2,225
35	4,121	3,267	2,874	2,641	2,485	2,372	2,285	2,217
36	4,113	3,259	2,866	2,634	2,477	2,364	2,277	2,209
37	4,105	3,252	2,859	2,626	2,470	2,356	2,270	2,201
38	4,098	3,245	2,852	2,619	2,463	2,349	2,262	2,194
39	4,091	3,238	2,845	2,612	2,456	2,342	2,255	2,187
40	4,085	3,232	2,839	2,606	2,449	2,336	2,249	2,180
41	4,079	3,226	2,833	2,600	2,443	2,330	2,243	2,174
42	4,073	3,220	2,827	2,594	2,438	2,324	2,237	2,168
43	4,067	3,214	2,822	2,589	2,432	2,318	2,232	2,163
44	4,062	3,209	2,816	2,584	2,427	2,313	2,226	2,157
45	4,057	3,204	2,812	2,579	2,422	2,308	2,221	2,152
46	4,052	3,200	2,807	2,574	2,417	2,304	2,216	2,147
47	4,047	3,195	2,802	2,570	2,413	2,299	2,212	2,143
48	4,043	3,191	2,798	2,565	2,409	2,295	2,207	2,138
49	4,038	3,187	2,794	2,561	2,404	2,290	2,203	2,134
50	4,034	3,183	2,790	2,557	2,400	2,286	2,199	2,130
51	4,030	3,179	2,786	2,553	2,397	2,283	2,195	2,126
52	4,027	3,175	2,783	2,550	2,393	2,279	2,192	2,122
53	4,023	3,172	2,779	2,546	2,389	2,275	2,188	2,119
54	4,020	3,168	2,776	2,543	2,386	2,272	2,185	2,115
55	4,016	3,165	2,773	2,540	2,383	2,269	2,181	2,112
56	4,013	3,162	2,769	2,537	2,380	2,266	2,178	2,109
57	4,010	3,159	2,766	2,534	2,377	2,263	2,175	2,106
58	4,007	3,156	2,764	2,531	2,374	2,260	2,172	2,103
59	4,004	3,153	2,761	2,528	2,371	2,257	2,169	2,100
60	4,001	3,150	2,758	2,525	2,368	2,254	2,167	2,097
61	3,998	3,148	2,755	2,523	2,366	2,251	2,164	2,094

62	3,996	3,145	2,753	2,520	2,363	2,249	2,161	2,092
63	3,993	3,143	2,751	2,518	2,361	2,246	2,159	2,089
64	3,991	3,140	2,748	2,515	2,358	2,244	2,156	2,087
65	3,989	3,138	2,746	2,513	2,356	2,242	2,154	2,084
66	3,986	3,136	2,744	2,511	2,354	2,239	2,152	2,082
67	3,984	3,134	2,742	2,509	2,352	2,237	2,150	2,080
68	3,982	3,132	2,740	2,507	2,350	2,235	2,148	2,078
69	3,980	3,130	2,737	2,505	2,348	2,233	2,145	2,076
70	3,978	3,128	2,736	2,503	2,346	2,231	2,143	2,074
71	3,976	3,126	2,734	2,501	2,344	2,229	2,142	2,072
72	3,974	3,124	2,732	2,499	2,342	2,227	2,140	2,070
73	3,972	3,122	2,730	2,497	2,340	2,226	2,138	2,068
74	3,970	3,120	2,728	2,495	2,338	2,224	2,136	2,066
75	3,968	3,119	2,727	2,494	2,337	2,222	2,134	2,064
76	3,967	3,117	2,725	2,492	2,335	2,220	2,133	2,063
77	3,965	3,115	2,723	2,490	2,333	2,219	2,131	2,061
78	3,963	3,114	2,722	2,489	2,332	2,217	2,129	2,059
79	3,962	3,112	2,720	2,487	2,330	2,216	2,128	2,058
80	3,960	3,111	2,719	2,486	2,329	2,214	2,126	2,056
81	3,959	3,109	2,717	2,484	2,327	2,213	2,125	2,055
82	3,957	3,108	2,716	2,483	2,326	2,211	2,123	2,053
83	3,956	3,107	2,715	2,482	2,324	2,210	2,122	2,052
84	3,955	3,105	2,713	2,480	2,323	2,209	2,121	2,051
85	3,953	3,104	2,712	2,479	2,322	2,207	2,119	2,049
86	3,952	3,103	2,711	2,478	2,321	2,206	2,118	2,048
87	3,951	3,101	2,709	2,476	2,319	2,205	2,117	2,047
88	3,949	3,100	2,708	2,475	2,318	2,203	2,115	2,045
89	3,948	3,099	2,707	2,474	2,317	2,202	2,114	2,044
90	3,947	3,098	2,706	2,473	2,316	2,201	2,113	2,043
91	3,946	3,097	2,705	2,472	2,315	2,200	2,112	2,042
92	3,945	3,095	2,704	2,471	2,313	2,199	2,111	2,041
93	3,943	3,094	2,703	2,470	2,312	2,198	2,110	2,040
94	3,942	3,093	2,701	2,469	2,311	2,197	2,109	2,038
95	3,941	3,092	2,700	2,467	2,310	2,196	2,108	2,037
96	3,940	3,091	2,699	2,466	2,309	2,195	2,106	2,036
97	3,939	3,090	2,698	2,465	2,308	2,194	2,105	2,035

98	3,938	3,089	2,697	2,465	2,307	2,193	2,104	2,034
99	3,937	3,088	2,696	2,464	2,306	2,192	2,103	2,033
100	3,936	3,087	2,696	2,463	2,305	2,191	2,103	2,032

Tabel Durbin-Watson (DW), $\alpha = 5\%$

n	k=1		k=2		k=3		k=4		k=5	
	dL	dU	dL	dU	dL	dU	dL	dU	dL	dU
6	0.6102	1.4002								
7	0.6996	1.3564	0.4672	1.8964						
8	0.7629	1.3324	0.5591	1.7771	0.3674	2.2866				
9	0.8243	1.3199	0.6291	1.6993	0.4548	2.1282	0.2957	2.5881		
10	0.8791	1.3197	0.6972	1.6413	0.5253	2.0163	0.3760	2.4137	0.2427	2.8217
11	0.9273	1.3241	0.7580	1.6044	0.5948	1.9280	0.4441	2.2833	0.3155	2.6446
12	0.9708	1.3314	0.8122	1.5794	0.6577	1.8640	0.5120	2.1766	0.3796	2.5061
13	1.0097	1.3404	0.8612	1.5621	0.7147	1.8159	0.5745	2.0943	0.4445	2.3897
14	1.0450	1.3503	0.9054	1.5507	0.7667	1.7788	0.6321	2.0296	0.5052	2.2959
15	1.0770	1.3605	0.9455	1.5432	0.8140	1.7501	0.6852	1.9774	0.5620	2.2198
16	1.1062	1.3709	0.9820	1.5386	0.8572	1.7277	0.7340	1.9351	0.6150	2.1567
17	1.1330	1.3812	1.0154	1.5361	0.8968	1.7101	0.7790	1.9005	0.6641	2.1041
18	1.1576	1.3913	1.0461	1.5353	0.9331	1.6961	0.8204	1.8719	0.7098	2.0600
19	1.1804	1.4012	1.0743	1.5355	0.9666	1.6851	0.8588	1.8482	0.7523	2.0226
20	1.2015	1.4107	1.1004	1.5367	0.9976	1.6763	0.8943	1.8283	0.7918	1.9908
21	1.2212	1.4200	1.1246	1.5385	1.0262	1.6694	0.9272	1.8116	0.8286	1.9635
22	1.2395	1.4289	1.1471	1.5408	1.0529	1.6640	0.9578	1.7974	0.8629	1.9400
23	1.2567	1.4375	1.1682	1.5435	1.0778	1.6597	0.9864	1.7855	0.8949	1.9196
24	1.2728	1.4458	1.1878	1.5464	1.1010	1.6565	1.0131	1.7753	0.9249	1.9018
25	1.2879	1.4537	1.2063	1.5495	1.1228	1.6540	1.0381	1.7666	0.9530	1.8863
26	1.3022	1.4614	1.2236	1.5528	1.1432	1.6523	1.0616	1.7591	0.9794	1.8727
27	1.3157	1.4688	1.2399	1.5562	1.1624	1.6510	1.0836	1.7527	1.0042	1.8608
28	1.3284	1.4759	1.2553	1.5596	1.1805	1.6503	1.1044	1.7473	1.0276	1.8502
29	1.3405	1.4828	1.2699	1.5631	1.1976	1.6499	1.1241	1.7426	1.0497	1.8409
30	1.3520	1.4894	1.2837	1.5666	1.2138	1.6498	1.1426	1.7386	1.0706	1.8326
31	1.3630	1.4957	1.2969	1.5701	1.2292	1.6500	1.1602	1.7352	1.0904	1.8252
32	1.3734	1.5019	1.3093	1.5736	1.2437	1.6505	1.1769	1.7323	1.1092	1.8187
33	1.3834	1.5078	1.3212	1.5770	1.2576	1.6511	1.1927	1.7298	1.1270	1.8128
34	1.3929	1.5136	1.3325	1.5805	1.2707	1.6519	1.2078	1.7277	1.1439	1.8076
35	1.4019	1.5191	1.3433	1.5838	1.2833	1.6528	1.2221	1.7259	1.1601	1.8029
36	1.4107	1.5245	1.3537	1.5872	1.2953	1.6539	1.2358	1.7245	1.1755	1.7987
37	1.4190	1.5297	1.3635	1.5904	1.3068	1.6550	1.2489	1.7233	1.1901	1.7950
38	1.4270	1.5348	1.3730	1.5937	1.3177	1.6563	1.2614	1.7223	1.2042	1.7916
39	1.4347	1.5396	1.3821	1.5969	1.3283	1.6575	1.2734	1.7215	1.2176	1.7886
40	1.4421	1.5444	1.3908	1.6000	1.3384	1.6589	1.2848	1.7209	1.2305	1.7859
41	1.4493	1.5490	1.3992	1.6031	1.3480	1.6603	1.2958	1.7205	1.2428	1.7835

42	1.4562	1.5534	1.4073	1.6061	1.3573	1.6617	1.3064	1.7202	1.2546	1.7814
43	1.4628	1.5577	1.4151	1.6091	1.3663	1.6632	1.3166	1.7200	1.2660	1.7794
44	1.4692	1.5619	1.4226	1.6120	1.3749	1.6647	1.3263	1.7200	1.2769	1.7777
45	1.4754	1.5660	1.4298	1.6148	1.3832	1.6662	1.3357	1.7200	1.2874	1.7762
46	1.4814	1.5700	1.4368	1.6176	1.3912	1.6677	1.3448	1.7201	1.2976	1.7748
47	1.4872	1.5739	1.4435	1.6204	1.3989	1.6692	1.3535	1.7203	1.3073	1.7736
48	1.4928	1.5776	1.4500	1.6231	1.4064	1.6708	1.3619	1.7206	1.3167	1.7725
49	1.4982	1.5813	1.4564	1.6257	1.4136	1.6723	1.3701	1.7210	1.3258	1.7716
50	1.5035	1.5849	1.4625	1.6283	1.4206	1.6739	1.3779	1.7214	1.3346	1.7708
51	1.5086	1.5884	1.4684	1.6309	1.4273	1.6754	1.3855	1.7218	1.3431	1.7701
52	1.5135	1.5917	1.4741	1.6334	1.4339	1.6769	1.3929	1.7223	1.3512	1.7694
53	1.5183	1.5951	1.4797	1.6359	1.4402	1.6785	1.4000	1.7228	1.3592	1.7689
54	1.5230	1.5983	1.4851	1.6383	1.4464	1.6800	1.4069	1.7234	1.3669	1.7684
55	1.5276	1.6014	1.4903	1.6406	1.4523	1.6815	1.4136	1.7240	1.3743	1.7681
56	1.5320	1.6045	1.4954	1.6430	1.4581	1.6830	1.4201	1.7246	1.3815	1.7678
57	1.5363	1.6075	1.5004	1.6452	1.4637	1.6845	1.4264	1.7253	1.3885	1.7675
58	1.5405	1.6105	1.5052	1.6475	1.4692	1.6860	1.4325	1.7259	1.3953	1.7673
59	1.5446	1.6134	1.5099	1.6497	1.4745	1.6875	1.4385	1.7266	1.4019	1.7672
60	1.5485	1.6162	1.5144	1.6518	1.4797	1.6889	1.4443	1.7274	1.4083	1.7671
61	1.5524	1.6189	1.5189	1.6540	1.4847	1.6904	1.4499	1.7281	1.4146	1.7671
62	1.5562	1.6216	1.5232	1.6561	1.4896	1.6918	1.4554	1.7288	1.4206	1.7671
63	1.5599	1.6243	1.5274	1.6581	1.4943	1.6932	1.4607	1.7296	1.4265	1.7671
64	1.5635	1.6268	1.5315	1.6601	1.4990	1.6946	1.4659	1.7303	1.4322	1.7672
65	1.5670	1.6294	1.5355	1.6621	1.5035	1.6960	1.4709	1.7311	1.4378	1.7673
66	1.5704	1.6318	1.5395	1.6640	1.5079	1.6974	1.4758	1.7319	1.4433	1.7675
67	1.5738	1.6343	1.5433	1.6660	1.5122	1.6988	1.4806	1.7327	1.4486	1.7676
68	1.5771	1.6367	1.5470	1.6678	1.5164	1.7001	1.4853	1.7335	1.4537	1.7678
69	1.5803	1.6390	1.5507	1.6697	1.5205	1.7015	1.4899	1.7343	1.4588	1.7680
70	1.5834	1.6413	1.5542	1.6715	1.5245	1.7028	1.4943	1.7351	1.4637	1.7683

n	k=1		k=2		k=3		k=4		k=5	
	dL	dU	dL	dU	dL	dU	dL	dU	dL	dU
71	1.5865	1.6435	1.5577	1.6733	1.5284	1.7041	1.4987	1.7358	1.4685	1.7685
72	1.5895	1.6457	1.5611	1.6751	1.5323	1.7054	1.5029	1.7366	1.4732	1.7688
73	1.5924	1.6479	1.5645	1.6768	1.5360	1.7067	1.5071	1.7375	1.4778	1.7691
74	1.5953	1.6500	1.5677	1.6785	1.5397	1.7079	1.5112	1.7383	1.4822	1.7694
75	1.5981	1.6521	1.5709	1.6802	1.5432	1.7092	1.5151	1.7390	1.4866	1.7698
76	1.6009	1.6541	1.5740	1.6819	1.5467	1.7104	1.5190	1.7399	1.4909	1.7701
77	1.6036	1.6561	1.5771	1.6835	1.5502	1.7117	1.5228	1.7407	1.4950	1.7704
78	1.6063	1.6581	1.5801	1.6851	1.5535	1.7129	1.5265	1.7415	1.4991	1.7708
79	1.6089	1.6601	1.5830	1.6867	1.5568	1.7141	1.5302	1.7423	1.5031	1.7712
80	1.6114	1.6620	1.5859	1.6882	1.5600	1.7153	1.5337	1.7430	1.5070	1.7716
81	1.6139	1.6639	1.5888	1.6898	1.5632	1.7164	1.5372	1.7438	1.5109	1.7720
82	1.6164	1.6657	1.5915	1.6913	1.5663	1.7176	1.5406	1.7446	1.5146	1.7724
83	1.6188	1.6675	1.5942	1.6928	1.5693	1.7187	1.5440	1.7454	1.5183	1.7728
84	1.6212	1.6693	1.5969	1.6942	1.5723	1.7199	1.5472	1.7462	1.5219	1.7732
85	1.6235	1.6711	1.5995	1.6957	1.5752	1.7210	1.5505	1.7470	1.5254	1.7736
86	1.6258	1.6728	1.6021	1.6971	1.5780	1.7221	1.5536	1.7478	1.5289	1.7740

87	1.6280	1.6745	1.6046	1.6985	1.5808	1.7232	1.5567	1.7485	1.5322	1.7745
88	1.6302	1.6762	1.6071	1.6999	1.5836	1.7243	1.5597	1.7493	1.5356	1.7749
89	1.6324	1.6778	1.6095	1.7013	1.5863	1.7254	1.5627	1.7501	1.5388	1.7754
90	1.6345	1.6794	1.6119	1.7026	1.5889	1.7264	1.5656	1.7508	1.5420	1.7758
91	1.6366	1.6810	1.6143	1.7040	1.5915	1.7275	1.5685	1.7516	1.5452	1.7763
92	1.6387	1.6826	1.6166	1.7053	1.5941	1.7285	1.5713	1.7523	1.5482	1.7767
93	1.6407	1.6841	1.6188	1.7066	1.5966	1.7295	1.5741	1.7531	1.5513	1.7772
94	1.6427	1.6857	1.6211	1.7078	1.5991	1.7306	1.5768	1.7538	1.5542	1.7776
95	1.6447	1.6872	1.6233	1.7091	1.6015	1.7316	1.5795	1.7546	1.5572	1.7781
96	1.6466	1.6887	1.6254	1.7103	1.6039	1.7326	1.5821	1.7553	1.5600	1.7785
97	1.6485	1.6901	1.6275	1.7116	1.6063	1.7335	1.5847	1.7560	1.5628	1.7790
98	1.6504	1.6916	1.6296	1.7128	1.6086	1.7345	1.5872	1.7567	1.5656	1.7795
99	1.6522	1.6930	1.6317	1.7140	1.6108	1.7355	1.5897	1.7575	1.5683	1.7799
100	1.6540	1.6944	1.6337	1.7152	1.6131	1.7364	1.5922	1.7582	1.5710	1.7804
101	1.6558	1.6958	1.6357	1.7163	1.6153	1.7374	1.5946	1.7589	1.5736	1.7809
102	1.6576	1.6971	1.6376	1.7175	1.6174	1.7383	1.5969	1.7596	1.5762	1.7813
103	1.6593	1.6985	1.6396	1.7186	1.6196	1.7392	1.5993	1.7603	1.5788	1.7818
104	1.6610	1.6998	1.6415	1.7198	1.6217	1.7402	1.6016	1.7610	1.5813	1.7823
105	1.6627	1.7011	1.6433	1.7209	1.6237	1.7411	1.6038	1.7617	1.5837	1.7827
106	1.6644	1.7024	1.6452	1.7220	1.6258	1.7420	1.6061	1.7624	1.5861	1.7832
107	1.6660	1.7037	1.6470	1.7231	1.6277	1.7428	1.6083	1.7631	1.5885	1.7837
108	1.6676	1.7050	1.6488	1.7241	1.6297	1.7437	1.6104	1.7637	1.5909	1.7841
109	1.6692	1.7062	1.6505	1.7252	1.6317	1.7446	1.6125	1.7644	1.5932	1.7846
110	1.6708	1.7074	1.6523	1.7262	1.6336	1.7455	1.6146	1.7651	1.5955	1.7851
111	1.6723	1.7086	1.6540	1.7273	1.6355	1.7463	1.6167	1.7657	1.5977	1.7855
112	1.6738	1.7098	1.6557	1.7283	1.6373	1.7472	1.6187	1.7664	1.5999	1.7860
113	1.6753	1.7110	1.6574	1.7293	1.6391	1.7480	1.6207	1.7670	1.6021	1.7864
114	1.6768	1.7122	1.6590	1.7303	1.6410	1.7488	1.6227	1.7677	1.6042	1.7869
115	1.6783	1.7133	1.6606	1.7313	1.6427	1.7496	1.6246	1.7683	1.6063	1.7874
116	1.6797	1.7145	1.6622	1.7323	1.6445	1.7504	1.6265	1.7690	1.6084	1.7878
117	1.6812	1.7156	1.6638	1.7332	1.6462	1.7512	1.6284	1.7696	1.6105	1.7883
118	1.6826	1.7167	1.6653	1.7342	1.6479	1.7520	1.6303	1.7702	1.6125	1.7887
119	1.6839	1.7178	1.6669	1.7352	1.6496	1.7528	1.6321	1.7709	1.6145	1.7892
120	1.6853	1.7189	1.6684	1.7361	1.6513	1.7536	1.6339	1.7715	1.6164	1.7896
121	1.6867	1.7200	1.6699	1.7370	1.6529	1.7544	1.6357	1.7721	1.6184	1.7901
122	1.6880	1.7210	1.6714	1.7379	1.6545	1.7552	1.6375	1.7727	1.6203	1.7905
123	1.6893	1.7221	1.6728	1.7388	1.6561	1.7559	1.6392	1.7733	1.6222	1.7910
124	1.6906	1.7231	1.6743	1.7397	1.6577	1.7567	1.6409	1.7739	1.6240	1.7914
125	1.6919	1.7241	1.6757	1.7406	1.6592	1.7574	1.6426	1.7745	1.6258	1.7919
126	1.6932	1.7252	1.6771	1.7415	1.6608	1.7582	1.6443	1.7751	1.6276	1.7923
127	1.6944	1.7261	1.6785	1.7424	1.6623	1.7589	1.6460	1.7757	1.6294	1.7928
128	1.6957	1.7271	1.6798	1.7432	1.6638	1.7596	1.6476	1.7763	1.6312	1.7932
129	1.6969	1.7281	1.6812	1.7441	1.6653	1.7603	1.6492	1.7769	1.6329	1.7937

Tabel r untuk df = 1-50

df = (N-2)	Tingkat signifikansi untuk uji satu arah				
	0.05	0.025	0.01	0.005	0.0005
	Tingkat signifikansi untuk uji dua arah				
	0.1	0.05	0.02	0.01	0.001
1	0.9877	0.9969	0.9995	0.9999	1.0000
2	0.9000	0.9500	0.9800	0.9900	0.9990
3	0.8054	0.8783	0.9343	0.9587	0.9911
4	0.7293	0.8114	0.8822	0.9172	0.9741
5	0.6694	0.7545	0.8329	0.8745	0.9509
6	0.6215	0.7067	0.7887	0.8343	0.9249
7	0.5822	0.6664	0.7498	0.7977	0.8983
8	0.5494	0.6319	0.7155	0.7646	0.8721
9	0.5214	0.6021	0.6851	0.7348	0.8470
10	0.4973	0.5760	0.6581	0.7079	0.8233
11	0.4762	0.5529	0.6339	0.6835	0.8010
12	0.4575	0.5324	0.6120	0.6614	0.7800
13	0.4409	0.5140	0.5923	0.6411	0.7604
14	0.4259	0.4973	0.5742	0.6226	0.7419
15	0.4124	0.4821	0.5577	0.6055	0.7247
16	0.4000	0.4683	0.5425	0.5897	0.7084
17	0.3887	0.4555	0.5285	0.5751	0.6932
18	0.3783	0.4438	0.5155	0.5614	0.6788
19	0.3687	0.4329	0.5034	0.5487	0.6652
20	0.3598	0.4227	0.4921	0.5368	0.6524
21	0.3515	0.4132	0.4815	0.5256	0.6402
22	0.3438	0.4044	0.4716	0.5151	0.6287
23	0.3365	0.3961	0.4622	0.5052	0.6178
24	0.3297	0.3882	0.4534	0.4958	0.6074
25	0.3233	0.3809	0.4451	0.4869	0.5974

26	0.3172	0.3739	0.4372	0.4785	0.5880
27	0.3115	0.3673	0.4297	0.4705	0.5790
28	0.3061	0.3610	0.4226	0.4629	0.5703
29	0.3009	0.3550	0.4158	0.4556	0.5620
30	0.2960	0.3494	0.4093	0.4487	0.5541
31	0.2913	0.3440	0.4032	0.4421	0.5465
32	0.2869	0.3388	0.3972	0.4357	0.5392
33	0.2826	0.3338	0.3916	0.4296	0.5322
34	0.2785	0.3291	0.3862	0.4238	0.5254
35	0.2746	0.3246	0.3810	0.4182	0.5189
36	0.2709	0.3202	0.3760	0.4128	0.5126
37	0.2673	0.3160	0.3712	0.4076	0.5066
38	0.2638	0.3120	0.3665	0.4026	0.5007
39	0.2605	0.3081	0.3621	0.3978	0.4950
40	0.2573	0.3044	0.3578	0.3932	0.4896
41	0.2542	0.3008	0.3536	0.3887	0.4843
42	0.2512	0.2973	0.3496	0.3843	0.4791
43	0.2483	0.2940	0.3457	0.3801	0.4742
44	0.2455	0.2907	0.3420	0.3761	0.4694
45	0.2429	0.2876	0.3384	0.3721	0.4647
46	0.2403	0.2845	0.3348	0.3683	0.4601
47	0.2377	0.2816	0.3314	0.3646	0.4557
48	0.2353	0.2787	0.3281	0.3610	0.4514
49	0.2329	0.2759	0.3249	0.3575	0.4473
50	0.2306	0.2732	0.3218	0.3542	0.4432

Tabel r untuk df = 51-100

df = (N-2)	Tingkat signifikansi untuk uji satu arah				
	0.05	0.025	0.01	0.005	0.0005
	Tingkat signifikansi untuk uji dua arah				
	0.1	0.05	0.02	0.01	0.001
51	0.2284	0.2706	0.3188	0.3509	0.4393
52	0.2262	0.2681	0.3158	0.3477	0.4354
53	0.2241	0.2656	0.3129	0.3445	0.4317
54	0.2221	0.2632	0.3102	0.3415	0.4280
55	0.2201	0.2609	0.3074	0.3385	0.4244
56	0.2181	0.2586	0.3048	0.3357	0.4210
57	0.2162	0.2564	0.3022	0.3328	0.4176
58	0.2144	0.2542	0.2997	0.3301	0.4143
59	0.2126	0.2521	0.2972	0.3274	0.4110
60	0.2108	0.2500	0.2948	0.3248	0.4079
61	0.2091	0.2480	0.2925	0.3223	0.4048
62	0.2075	0.2461	0.2902	0.3198	0.4018
63	0.2058	0.2441	0.2880	0.3173	0.3988
64	0.2042	0.2423	0.2858	0.3150	0.3959
65	0.2027	0.2404	0.2837	0.3126	0.3931
66	0.2012	0.2387	0.2816	0.3104	0.3903
67	0.1997	0.2369	0.2796	0.3081	0.3876
68	0.1982	0.2352	0.2776	0.3060	0.3850
69	0.1968	0.2335	0.2756	0.3038	0.3823
70	0.1954	0.2319	0.2737	0.3017	0.3798
71	0.1940	0.2303	0.2718	0.2997	0.3773
72	0.1927	0.2287	0.2700	0.2977	0.3748
73	0.1914	0.2272	0.2682	0.2957	0.3724
74	0.1901	0.2257	0.2664	0.2938	0.3701
75	0.1888	0.2242	0.2647	0.2919	0.3678

76	0.1876	0.2227	0.2630	0.2900	0.3655
77	0.1864	0.2213	0.2613	0.2882	0.3633
78	0.1852	0.2199	0.2597	0.2864	0.3611
79	0.1841	0.2185	0.2581	0.2847	0.3589
80	0.1829	0.2172	0.2565	0.2830	0.3568
81	0.1818	0.2159	0.2550	0.2813	0.3547
82	0.1807	0.2146	0.2535	0.2796	0.3527
83	0.1796	0.2133	0.2520	0.2780	0.3507
84	0.1786	0.2120	0.2505	0.2764	0.3487
85	0.1775	0.2108	0.2491	0.2748	0.3468
86	0.1765	0.2096	0.2477	0.2732	0.3449
87	0.1755	0.2084	0.2463	0.2717	0.3430
88	0.1745	0.2072	0.2449	0.2702	0.3412
89	0.1735	0.2061	0.2435	0.2687	0.3393
90	0.1726	0.2050	0.2422	0.2673	0.3375
91	0.1716	0.2039	0.2409	0.2659	0.3358
92	0.1707	0.2028	0.2396	0.2645	0.3341
93	0.1698	0.2017	0.2384	0.2631	0.3323
94	0.1689	0.2006	0.2371	0.2617	0.3307
95	0.1680	0.1996	0.2359	0.2604	0.3290
96	0.1671	0.1986	0.2347	0.2591	0.3274
97	0.1663	0.1975	0.2335	0.2578	0.3258
98	0.1654	0.1966	0.2324	0.2565	0.3242
99	0.1646	0.1956	0.2312	0.2552	0.3226
100	0.1638	0.1946	0.2301	0.2540	0.3211

Tabel Distribusi t (df = 1- 40)

Df \ Pr	0.25 0.50	0.10 0.20	0.05 0.10	0.025 0.050	0.01 0.02	0.005 0.010	0.001 0.002
1	1.00000	3.07768	6.31375	12.70620	31.82052	63.65674	318.30884
2	0.81650	1.88562	2.91999	4.30265	6.96456	9.92484	22.32712
3	0.76489	1.63774	2.35336	3.18245	4.54070	5.84091	10.21453
4	0.74070	1.53321	2.13185	2.77645	3.74695	4.60409	7.17318
5	0.72669	1.47588	2.01505	2.57058	3.36493	4.03214	5.89343
6	0.71756	1.43976	1.94318	2.44691	3.14267	3.70743	5.20763
7	0.71114	1.41492	1.89458	2.36462	2.99795	3.49948	4.78529
8	0.70639	1.39682	1.85955	2.30600	2.89646	3.35539	4.50079
9	0.70272	1.38303	1.83311	2.26216	2.82144	3.24984	4.29681
10	0.69981	1.37218	1.81246	2.22814	2.76377	3.16927	4.14370
11	0.69745	1.36343	1.79588	2.20099	2.71808	3.10581	4.02470
12	0.69548	1.35622	1.78229	2.17881	2.68100	3.05454	3.92963
13	0.69383	1.35017	1.77093	2.16037	2.65031	3.01228	3.85198
14	0.69242	1.34503	1.76131	2.14479	2.62449	2.97684	3.78739
15	0.69120	1.34061	1.75305	2.13145	2.60248	2.94671	3.73283
16	0.69013	1.33676	1.74588	2.11991	2.58349	2.92078	3.68615
17	0.68920	1.33338	1.73961	2.10982	2.56693	2.89823	3.64577
18	0.68836	1.33039	1.73406	2.10092	2.55238	2.87844	3.61048
19	0.68762	1.32773	1.72913	2.09302	2.53948	2.86093	3.57940
20	0.68695	1.32534	1.72472	2.08596	2.52798	2.84534	3.55181
21	0.68635	1.32319	1.72074	2.07961	2.51765	2.83136	3.52715
22	0.68581	1.32124	1.71714	2.07387	2.50832	2.81876	3.50499
23	0.68531	1.31946	1.71387	2.06866	2.49987	2.80734	3.48496
24	0.68485	1.31784	1.71088	2.06390	2.49216	2.79694	3.46678
25	0.68443	1.31635	1.70814	2.05954	2.48511	2.78744	3.45019
26	0.68404	1.31497	1.70562	2.05553	2.47863	2.77871	3.43500
27	0.68368	1.31370	1.70329	2.05183	2.47266	2.77068	3.42103
28	0.68335	1.31253	1.70113	2.04841	2.46714	2.76326	3.40816
29	0.68304	1.31143	1.69913	2.04523	2.46202	2.75639	3.39624
30	0.68276	1.31042	1.69726	2.04227	2.45726	2.75000	3.38518
31	0.68249	1.30946	1.69552	2.03951	2.45282	2.74404	3.37490
32	0.68223	1.30857	1.69389	2.03693	2.44868	2.73848	3.36531
33	0.68200	1.30774	1.69236	2.03452	2.44479	2.73328	3.35634
34	0.68177	1.30695	1.69092	2.03224	2.44115	2.72839	3.34793
35	0.68156	1.30621	1.68957	2.03011	2.43772	2.72381	3.34005
36	0.68137	1.30551	1.68830	2.02809	2.43449	2.71948	3.33262
37	0.68118	1.30485	1.68709	2.02619	2.43145	2.71541	3.32563
38	0.68100	1.30423	1.68595	2.02439	2.42857	2.71156	3.31903
39	0.68083	1.30364	1.68488	2.02269	2.42584	2.70791	3.31279
40	0.68067	1.30308	1.68385	2.02108	2.42326	2.70446	3.30688

Tabel Distribusi t (df = 41 – 80)

Df \ Pr	0.25	0.10	0.05	0.025	0.01	0.005	0.001
	0.50	0.20	0.10	0.050	0.02	0.010	0.002
41	0.68052	1.30254	1.68288	2.01954	2.42080	2.70118	3.30127
42	0.68038	1.30204	1.68195	2.01808	2.41847	2.69807	3.29595
43	0.68024	1.30155	1.68107	2.01669	2.41625	2.69510	3.29089
44	0.68011	1.30109	1.68023	2.01537	2.41413	2.69228	3.28607
45	0.67998	1.30065	1.67943	2.01410	2.41212	2.68959	3.28148
46	0.67986	1.30023	1.67866	2.01290	2.41019	2.68701	3.27710
47	0.67975	1.29982	1.67793	2.01174	2.40835	2.68456	3.27291
48	0.67964	1.29944	1.67722	2.01063	2.40658	2.68220	3.26891
49	0.67953	1.29907	1.67655	2.00958	2.40489	2.67995	3.26508
50	0.67943	1.29871	1.67591	2.00856	2.40327	2.67779	3.26141
51	0.67933	1.29837	1.67528	2.00758	2.40172	2.67572	3.25789
52	0.67924	1.29805	1.67469	2.00665	2.40022	2.67373	3.25451
53	0.67915	1.29773	1.67412	2.00575	2.39879	2.67182	3.25127
54	0.67906	1.29743	1.67356	2.00488	2.39741	2.66998	3.24815
55	0.67898	1.29713	1.67303	2.00404	2.39608	2.66822	3.24515
56	0.67890	1.29685	1.67252	2.00324	2.39480	2.66651	3.24226
57	0.67882	1.29658	1.67203	2.00247	2.39357	2.66487	3.23948
58	0.67874	1.29632	1.67155	2.00172	2.39238	2.66329	3.23680
59	0.67867	1.29607	1.67109	2.00100	2.39123	2.66176	3.23421
60	0.67860	1.29582	1.67065	2.00030	2.39012	2.66028	3.23171
61	0.67853	1.29558	1.67022	1.99962	2.38905	2.65886	3.22930
62	0.67847	1.29536	1.66980	1.99897	2.38801	2.65748	3.22696
63	0.67840	1.29513	1.66940	1.99834	2.38701	2.65615	3.22471
64	0.67834	1.29492	1.66901	1.99773	2.38604	2.65485	3.22253
65	0.67828	1.29471	1.66864	1.99714	2.38510	2.65360	3.22041
66	0.67823	1.29451	1.66827	1.99656	2.38419	2.65239	3.21837
67	0.67817	1.29432	1.66792	1.99601	2.38330	2.65122	3.21639
68	0.67811	1.29413	1.66757	1.99547	2.38245	2.65008	3.21446
69	0.67806	1.29394	1.66724	1.99495	2.38161	2.64898	3.21260
70	0.67801	1.29376	1.66691	1.99444	2.38081	2.64790	3.21079
71	0.67796	1.29359	1.66660	1.99394	2.38002	2.64686	3.20903
72	0.67791	1.29342	1.66629	1.99346	2.37926	2.64585	3.20733
73	0.67787	1.29326	1.66600	1.99300	2.37852	2.64487	3.20567
74	0.67782	1.29310	1.66571	1.99254	2.37780	2.64391	3.20406
75	0.67778	1.29294	1.66543	1.99210	2.37710	2.64298	3.20249
76	0.67773	1.29279	1.66515	1.99167	2.37642	2.64208	3.20096
77	0.67769	1.29264	1.66488	1.99125	2.37576	2.64120	3.19948
78	0.67765	1.29250	1.66462	1.99085	2.37511	2.64034	3.19804
79	0.67761	1.29236	1.66437	1.99045	2.37448	2.63950	3.19663
80	0.67757	1.29222	1.66412	1.99006	2.37387	2.63869	3.19526

Titik Persentase Distribusi t (df = 81 – 120)

Resp.	X1-1	X1-2	X1-3	X1-4	X1-5	X1-6	X1-7	Total X ₁
Pr Df	0.25 0.50	0.10 0.20	0.05 0.10	0.025 0.050	0.01 0.02	0.005 0.010	0.001 0.002	
81	0.67753	1.29209	1.66388	1.98969	2.37327	2.63790	3.19392	
82	0.67749	1.29196	1.66365	1.98932	2.37269	2.63712	3.19262	
83	0.67746	1.29183	1.66342	1.98896	2.37212	2.63637	3.19135	
84	0.67742	1.29171	1.66320	1.98861	2.37156	2.63563	3.19011	
85	0.67739	1.29159	1.66298	1.98827	2.37102	2.63491	3.18890	
86	0.67735	1.29147	1.66277	1.98793	2.37049	2.63421	3.18772	
87	0.67732	1.29136	1.66256	1.98761	2.36998	2.63353	3.18657	
88	0.67729	1.29125	1.66235	1.98729	2.36947	2.63286	3.18544	
89	0.67726	1.29114	1.66216	1.98698	2.36898	2.63220	3.18434	
90	0.67723	1.29103	1.66196	1.98667	2.36850	2.63157	3.18327	
91	0.67720	1.29092	1.66177	1.98638	2.36803	2.63094	3.18222	
92	0.67717	1.29082	1.66159	1.98609	2.36757	2.63033	3.18119	
93	0.67714	1.29072	1.66140	1.98580	2.36712	2.62973	3.18019	
94	0.67711	1.29062	1.66123	1.98552	2.36667	2.62915	3.17921	
95	0.67708	1.29053	1.66105	1.98525	2.36624	2.62858	3.17825	
96	0.67705	1.29043	1.66088	1.98498	2.36582	2.62802	3.17731	
97	0.67703	1.29034	1.66071	1.98472	2.36541	2.62747	3.17639	
98	0.67700	1.29025	1.66055	1.98447	2.36500	2.62693	3.17549	
99	0.67698	1.29016	1.66039	1.98422	2.36461	2.62641	3.17460	
100	0.67695	1.29007	1.66023	1.98397	2.36422	2.62589	3.17374	
101	0.67693	1.28999	1.66008	1.98373	2.36384	2.62539	3.17289	
102	0.67690	1.28991	1.65993	1.98350	2.36346	2.62489	3.17206	
103	0.67688	1.28982	1.65978	1.98326	2.36310	2.62441	3.17125	
104	0.67686	1.28974	1.65964	1.98304	2.36274	2.62393	3.17045	
105	0.67683	1.28967	1.65950	1.98282	2.36239	2.62347	3.16967	
106	0.67681	1.28959	1.65936	1.98260	2.36204	2.62301	3.16890	
107	0.67679	1.28951	1.65922	1.98238	2.36170	2.62256	3.16815	
108	0.67677	1.28944	1.65909	1.98217	2.36137	2.62212	3.16741	
109	0.67675	1.28937	1.65895	1.98197	2.36105	2.62169	3.16669	
110	0.67673	1.28930	1.65882	1.98177	2.36073	2.62126	3.16598	
111	0.67671	1.28922	1.65870	1.98157	2.36041	2.62085	3.16528	
112	0.67669	1.28916	1.65857	1.98137	2.36010	2.62044	3.16460	
113	0.67667	1.28909	1.65845	1.98118	2.35980	2.62004	3.16392	
114	0.67665	1.28902	1.65833	1.98099	2.35950	2.61964	3.16326	
115	0.67663	1.28896	1.65821	1.98081	2.35921	2.61926	3.16262	
116	0.67661	1.28889	1.65810	1.98063	2.35892	2.61888	3.16198	
117	0.67659	1.28883	1.65798	1.98045	2.35864	2.61850	3.16135	
118	0.67657	1.28877	1.65787	1.98027	2.35837	2.61814	3.16074	
119	0.67656	1.28871	1.65776	1.98010	2.35809	2.61778	3.16013	
120	0.67654	1.28865	1.65765	1.97993	2.35782	2.61742	3.15954	

1	4	2	4	4	4	3	4	25
2	4	2	4	4	4	3	4	25
3	4	4	5	4	5	3	4	29
4	4	3	4	3	4	3	4	25
5	4	3	4	3	4	2	4	24
6	3	4	4	4	4	3	4	26
7	4	3	4	4	4	2	4	25
8	4	4	4	4	4	3	4	27
9	4	3	4	4	4	3	4	26
10	5	3	4	3	4	3	4	26
11	4	3	4	4	4	4	4	27
12	3	3	4	3	4	3	4	24
13	4	3	4	3	4	3	4	25
14	4	3	4	5	4	3	3	26
15	4	2	4	3	4	4	3	24
16	4	3	4	4	5	4	3	27
17	5	2	4	4	4	3	4	26
18	4	3	4	4	5	3	4	27
19	3	3	2	3	2	3	4	20
20	4	4	4	4	5	3	3	27
21	4	3	4	4	5	3	4	27
22	4	3	4	5	4	4	3	27
23	4	3	3	4	4	3	3	24
24	4	4	4	4	4	4	4	28
25	4	2	4	4	4	4	4	26
26	3	3	4	4	4	4	4	26
27	3	3	4	4	4	4	4	26
28	5	3	4	4	5	4	4	29
29	4	2	4	4	4	3	3	24
30	4	3	4	4	4	3	3	25
31	4	2	4	3	4	3	4	24
32	5	3	4	4	4	3	4	27
33	4	3	4	4	4	3	4	26
34	4	3	3	4	4	2	4	24
35	4	2	3	4	4	3	3	23
36	4	3	4	3	4	3	4	25
37	4	4	4	4	4	3	3	26
38	4	2	3	3	4	3	4	23
39	4	3	4	4	4	3	4	26
40	4	3	4	4	4	2	4	25
41	3	3	4	4	4	2	4	24

42	4	2	4	4	4	4	3	25
43	4	2	4	3	5	2	3	23
44	4	2	4	5	4	4	3	26
45	4	3	4	4	4	2	4	25
46	4	4	5	4	5	3	4	29
47	4	2	3	4	5	4	4	26
48	4	2	4	4	5	2	5	26
49	4	3	4	4	5	4	5	29
50	4	3	4	5	5	4	3	28
51	3	2	4	4	4	3	4	24
52	4	3	4	5	5	2	4	27
53	4	2	4	4	5	2	4	25
54	4	2	4	4	4	3	4	25
55	4	4	4	4	4	3	3	26
56	4	4	4	4	4	3	3	26
57	4	3	4	5	4	4	3	27
58	5	3	3	5	5	3	4	28
59	4	2	4	3	3	2	5	23
60	5	3	3	3	3	3	4	24
61	4	3	4	4	4	3	4	26
62	4	3	5	4	4	3	4	27
63	4	3	5	3	3	3	5	26
64	5	3	3	3	3	3	4	24
65	4	4	4	4	4	3	4	27
66	4	4	4	4	4	3	4	27
67	4	2	4	4	5	3	4	26
68	3	3	3	3	3	3	3	21
69	4	3	4	4	4	2	4	25
70	5	3	4	3	4	4	4	27
71	4	4	5	4	5	3	4	29
72	4	3	4	4	4	3	4	26
73	5	3	4	4	4	3	4	27
74	4	4	4	4	4	3	4	27
75	4	4	4	4	4	3	4	27
76	4	4	4	4	4	3	3	26
77	4	4	5	4	5	3	4	29
78	4	3	4	3	4	4	4	26
79	4	3	4	4	5	3	4	27
80	4	2	4	4	4	2	4	24
81	4	3	4	4	4	2	4	25
82	4	3	4	4	4	3	4	26

83	4	2	4	4	4	3	4	25
84	4	2	4	4	4	3	4	25
85	4	4	3	2	2	4	5	24
86	4	3	4	3	4	3	4	25
87	4	3	4	4	4	3	5	27
88	4	4	4	4	4	3	3	26
89	4	3	4	4	5	3	4	27
90	4	3	4	5	5	4	3	28
91	4	2	4	4	4	3	3	24
92	4	3	4	4	5	4	3	27
93	3	3	4	4	4	2	4	24
94	4	3	4	4	5	4	4	28
95	3	4	4	4	4	3	4	26
96	4	3	3	3	4	3	3	23
97	3	3	4	4	5	2	4	25
98	4	3	4	4	4	3	3	25

2. Jawaban Responden Variabel X₂ (Kredibilitas Lembaga)

Resp..	X2-1	X2-2	X ₂ - ₃	X2-4	X2-5	X2-6	X2-7	X2-8	X2-9	X2-10	X2-11	X2-12	X2-13	Total X ₂
1	4	3	4	4	4	3	4	3	4	3	4	4	4	48
2	4	3	3	4	4	3	3	3	4	4	4	3	4	46
3	4	4	4	3	4	4	4	3	3	3	4	4	4	48
4	4	3	4	4	4	4	4	3	4	3	4	3	3	47
5	4	4	4	4	4	3	4	3	4	3	4	3	3	47
6	4	4	4	4	4	3	4	3	4	3	4	4	3	48
7	4	4	4	4	4	3	4	3	3	3	4	3	3	46
8	4	4	4	3	4	4	3	3	4	3	4	3	4	47
9	4	4	4	3	4	4	4	3	3	3	4	4	4	48
10	4	4	4	3	4	4	4	3	4	3	4	4	4	49
11	4	3	4	4	4	3	4	2	3	3	4	4	3	45
12	4	3	4	4	4	4	4	2	4	3	4	3	3	46
13	4	3	4	4	4	4	4	3	4	4	4	3	3	48
14	4	4	5	4	4	4	4	4	4	5	4	4	3	53
15	4	3	5	4	4	4	4	3	4	3	4	3	3	48

16	4	3	4	4	4	3	4	3	4	3	4	4	3	47
17	4	4	5	4	4	3	4	3	4	3	4	4	4	50
18	4	4	4	3	4	4	4	4	4	3	4	4	3	49
19	4	3	4	4	4	3	4	3	4	4	4	4	3	48
20	4	3	4	4	4	3	3	3	4	3	4	4	4	47
21	4	4	4	4	4	3	4	3	3	3	4	4	3	47
22	4	4	5	4	4	4	4	3	4	5	4	4	3	52
23	4	4	4	4	4	3	4	3	4	3	4	3	3	47
24	4	3	4	4	4	4	4	3	4	4	4	4	3	49
25	4	4	4	4	4	4	4	3	4	4	4	3	4	50
26	3	3	4	3	3	4	4	3	4	3	3	3	4	44
27	4	3	4	4	4	4	4	3	4	3	4	3	4	48
28	4	4	4	4	4	4	4	3	4	4	4	4	4	51
29	4	3	5	5	4	4	4	3	4	3	4	3	3	49
30	3	3	4	4	4	4	4	3	4	4	4	3	3	47
31	4	3	4	4	4	4	4	3	4	4	4	4	4	50
32	4	4	4	4	4	4	4	3	4	4	4	3	3	49
33	4	4	4	3	4	4	4	3	4	3	3	3	3	46
34	3	3	4	3	4	4	4	3	4	4	4	4	3	47
35	3	3	4	4	4	3	5	3	4	3	4	3	3	46
36	4	4	4	4	4	4	4	3	4	4	4	4	4	51
37	3	3	4	4	4	3	3	3	4	4	4	3	3	45
38	3	3	4	4	4	4	4	3	4	4	4	4	4	49
39	4	3	4	4	4	4	4	4	4	4	4	3	4	50
40	4	4	4	4	4	3	4	4	4	4	4	3	3	49
41	4	3	4	4	4	4	4	3	4	4	4	4	4	50
42	4	3	4	4	4	3	4	4	4	4	4	4	4	50
43	3	3	4	4	4	4	4	3	4	4	4	4	4	49
44	4	3	4	5	4	4	4	4	4	4	4	4	3	51
45	4	4	4	4	4	4	4	3	4	3	4	4	4	50
46	3	4	4	4	4	4	4	3	4	3	3	4	4	48
47	3	4	5	4	4	3	4	3	4	3	4	4	4	49
48	4	4	4	3	4	3	4	3	4	4	4	3	3	47
49	4	4	5	4	4	4	4	3	5	5	4	3	3	52
50	4	4	5	4	4	4	5	4	4	4	4	4	3	53
51	4	3	4	5	5	3	5	2	4	4	4	3	4	50
52	4	3	4	4	4	3	5	3	4	4	3	3	4	48
53	4	3	4	3	3	4	4	3	4	4	4	3	4	47
54	4	4	4	4	4	3	4	3	4	4	4	4	4	50
55	3	3	3	4	4	3	3	3	3	3	4	4	4	44
56	4	4	4	3	4	4	4	4	4	3	4	4	3	49

57	4	4	5	4	4	4	4	4	4	5	4	4	3	53
58	3	3	3	3	3	4	3	3	3	3	3	4	4	42
59	4	4	4	3	4	3	3	3	3	3	4	4	2	44
60	4	5	4	4	4	4	5	3	4	3	3	3	3	49
61	4	4	4	3	4	4	4	3	3	3	4	4	4	48
62	4	3	4	3	3	3	5	3	3	3	3	3	4	44
63	5	4	4	3	3	2	5	3	3	3	5	3	5	48
64	4	4	4	3	4	4	4	3	4	3	4	4	4	49
65	4	4	4	3	4	4	4	3	3	3	4	3	4	47
66	4	4	4	3	4	4	3	3	3	3	3	4	4	46
67	4	3	4	4	4	3	4	3	4	3	3	3	3	45
68	3	3	3	3	3	3	3	3	3	3	3	3	3	39
69	4	3	4	3	4	3	4	3	3	3	4	4	3	45
70	4	4	4	4	4	3	4	3	4	2	4	4	4	48
71	4	3	4	4	4	4	4	3	4	3	4	4	4	49
72	4	4	4	3	4	4	4	3	4	3	4	3	3	47
73	4	4	4	3	4	3	4	3	3	3	4	4	3	46
74	4	3	4	3	4	4	4	4	4	3	4	4	3	48
75	4	4	4	3	4	4	4	3	3	3	4	3	4	47
76	4	4	4	3	4	4	4	4	4	3	4	4	3	49
77	4	4	4	3	4	4	4	3	3	3	4	4	4	48
78	4	4	4	3	4	4	4	2	3	3	4	4	3	46
79	4	3	4	4	4	3	4	3	4	4	3	3	3	46
80	4	3	4	4	4	4	4	3	4	3	4	4	3	48
81	4	4	4	4	4	3	4	3	4	4	4	3	3	48
82	4	4	4	4	4	3	4	3	4	3	4	3	4	48
83	4	4	4	4	4	3	4	3	4	3	4	4	4	49
84	4	3	4	4	4	3	4	2	4	3	4	3	4	46
85	4	4	3	4	3	2	4	2	4	3	3	2	4	42
86	4	4	4	3	3	3	4	2	4	3	4	4	4	46
87	4	4	4	4	3	2	4	2	4	3	3	3	4	44
88	4	3	4	3	4	3	3	3	3	3	4	4	4	45
89	4	3	4	3	4	4	4	3	4	3	4	4	4	48
90	4	3	4	3	4	4	4	3	3	3	4	4	4	47
91	4	4	4	4	4	4	4	3	4	4	4	3	3	49
92	4	4	5	4	4	4	4	3	4	4	4	4	3	51
93	4	3	4	3	4	3	4	4	4	5	4	4	3	49
94	4	3	4	5	4	3	4	3	4	4	4	3	3	48
95	4	3	4	4	4	3	4	3	4	4	4	2	4	47
96	4	4	4	4	4	4	4	3	4	4	4	3	4	50
97	3	3	4	4	4	4	4	3	4	3	3	3	3	45

3. Jawaban Responden Variabel Y (Loyalitas)

Resp.	Y-1	Y-2	Y-3	Y-4	Y-5	Y-6	Total Y
1	4	4	3	4	4	4	23
2	4	4	3	3	4	4	22
3	4	3	4	4	4	4	23
4	4	4	3	3	4	5	23
5	4	4	4	4	4	5	25
6	4	4	3	4	4	4	23
7	4	4	3	4	4	4	23
8	4	4	4	4	4	4	24
9	4	4	3	3	4	4	22
10	4	4	4	3	4	4	23
11	4	4	3	4	5	5	25
12	4	4	3	4	4	4	23
13	4	4	3	3	4	4	22
14	4	4	3	4	5	4	24
15	4	4	3	3	4	4	22
16	4	3	3	3	4	4	21
17	4	4	3	4	4	4	23
18	4	4	4	4	4	5	25
19	4	4	3	4	5	5	25
20	4	4	4	4	4	4	24
21	4	4	4	4	4	4	24
22	4	4	4	4	5	4	25
23	4	4	4	4	4	5	25
24	5	5	4	4	4	4	26
25	4	4	4	3	4	4	23
26	4	4	4	4	4	4	24
27	4	3	3	3	4	4	21
28	5	4	4	4	4	4	25
29	4	4	4	3	4	4	23
30	5	4	4	3	4	4	24
31	5	5	3	3	5	5	26
32	4	4	4	3	4	4	23
33	4	4	4	4	4	5	25

34	4	3	4	3	4	5	23
35	4	4	3	3	4	5	23
36	4	4	3	4	4	4	23
37	4	3	3	3	3	3	19
38	4	4	3	3	4	4	22
39	4	4	4	4	4	5	25
40	4	4	4	4	4	4	24
41	4	5	4	4	4	4	25
42	4	4	3	3	4	5	23
43	4	4	3	3	4	4	22
44	4	4	4	4	4	4	24
45	4	4	4	3	4	4	23
46	4	3	4	4	4	5	24
47	4	3	4	4	4	4	23
48	4	4	3	4	4	4	23
49	4	4	4	4	4	4	24
50	4	4	4	5	4	4	25
51	4	4	3	4	4	4	23
52	4	4	3	4	4	4	23
53	4	5	3	4	4	5	25
54	4	3	4	4	4	5	24
55	3	3	3	3	3	3	18
56	4	4	4	4	4	4	24
57	4	4	4	4	5	4	25
58	4	4	4	4	3	3	22
59	4	4	4	3	4	4	23
60	4	4	4	3	4	4	23
61	3	3	3	3	4	3	19
62	3	3	3	3	3	3	18
63	4	4	4	4	4	4	24
64	4	4	4	3	4	4	23
65	3	3	3	3	3	3	18
66	4	4	4	4	4	4	24
67	5	5	3	3	4	4	24
68	3	3	3	3	3	3	18
69	4	4	3	4	5	5	25
70	4	4	3	4	4	4	23
71	5	4	4	4	4	4	25
72	4	4	3	3	4	4	22
73	4	4	3	4	5	4	24
74	4	4	4	4	4	4	24

75	4	4	3	3	4	4	22
76	4	4	4	4	4	4	24
77	4	4	3	4	4	4	23
78	4	4	4	4	4	4	24
79	5	4	4	3	3	4	23
80	4	4	3	4	4	4	23
81	4	4	4	3	5	5	25
82	4	4	4	4	4	5	25
83	4	4	3	4	4	5	24
84	4	4	3	3	4	4	22
85	4	4	3	4	4	4	23
86	4	4	4	3	4	4	23
87	4	4	3	2	4	4	21
88	4	3	3	3	3	4	20
89	5	4	4	4	4	4	25
90	4	3	4	4	4	4	23
81	5	4	4	4	4	4	25
92	5	4	4	4	5	4	26
93	4	4	4	4	5	5	26
94	5	4	3	4	4	4	24
95	5	4	3	4	4	4	24
96	5	5	4	4	4	4	26
97	4	4	4	4	4	4	24
98	4	4	4	3	4	4	23

RIWAYAT HIDUP

Nama : Fitra Ariani
Tempat dan Tanggal Lahir : Sungai Turak, 21 Mei 1997
Agama : Islam
Kebangsaan : Indonesia
Status Perkawinan : Belum Menikah
Alamat : Jl. Amuntai-Tanjung Desa Sungai Turak RT 1
No.17 Kec.Amuntai Utara Kab. Hulu Sungai Utara

Pendidikan :

1. SDN Sungai Turak : 2008/2009
2. MTsN Amuntai Utara : 2011/2012
3. MAN 1 Amuntai : 2014/2015
4. UIN Antasari Banjarmasin Fakultas FEBI Jurusan Ekonomi Syariah

Nama Orang Tua :

Ayah : Suphasani (Alm)

Ibu : Norainah

Nama Saudara :

Kakak : Niswatun Hasanah

Pengalaman Organisasi :

1. LDK Al-Fatih : 2015-2016
2. Anggota LPPQ : 2015-2016
3. Anggota KM-HSU Banjarmasin : 2018-2019

Banjarmasin, 7 Oktober 2019
Penulis,

Fitra Ariani