

APPENDICES

List of Observation:

Tuesday, September 8th 2020

Class D : Meeting 1 (Introduction)

The activity:

- The students sent voice notes to introduce themselves and describe a bit about their learning process and how the internet connection runs.
- The teacher asked the students to give comments to their friends' voice notes.
- The teacher asked the students what is the aim and the benefit of learning public speaking?
- The students answered via voice notes.
- The assignment: watch TV or youtube about new anchor or host, choose your favorite, and analyze the way they speak!

Class A : Meeting 1 (Introduction)

The activity:

- Many of the students in this class are good at speaking.
- The students are so interactive and communicative. They asked the teacher what they wanted to know, and the others also gave their opinion about the topic they were discussing.

Wednesday, September 9th 2020

Class C : Meeting 1 (Introduction)

The activity:

- The teacher basically opened the class as usual.

- The teacher asked the students to tell about their holiday during this pandemic, like what kind of positive activities that they conducted rather than usual?

Tuesday, September 15th 2020

Class D : Meeting 2 (Public Speaking for The New Normal)

- The teacher checked the students' attendance by asking them to send voice note with "water" voice.
- Today's discussion, Direct Communication vs Virtual Communication. Which one do you prefer?
- The students answered the question using voice notes, and many of them chose direct communication.
- Things to consider for virtual meeting; internet connection, the tools or application used, speaker, virtual background, lighting.
- The teacher gave a link for more tips to conduct the virtual meeting properly.

Class A : Meeting 2 (Public Speaking for The New Normal)

- The teacher asked the students to conclude the material they have read, on voice notes.
- The teacher: *"Do you think that in virtual communication you are not getting nervous when presenting something?"*
- Many of the students gave their thoughts about what they were discussing. Some got the problem solved.
- The students were way more interactive, communicative, and informative. They discussed literally everything, though it is out of topic.

Wednesday, September 16th 2020

Class C : Meeting 2 (Public Speaking for The New Normal)

- The teacher responded to the students' answers, and asked them some questions.
- The teacher asked the students what they think about a pic of virtual background and blocking.

Class B : Meeting 2 (Public Speaking for The New Normal)

- The students were active on giving their ideas about what they discussed.

Tuesday, September 22nd 2020

Class D : Meeting 3 (Vocal Variety)

- The teacher gave a material before the class began.

Class A : Meeting 3 (Vocal Variety)

- The teacher explained the material to the students by google classroom.
- The teacher asked the students about their understanding by picking a student randomly.
- The teacher asked the students to turn on the mic to follow the model of the teacher's demonstration.
- The teacher asked the students to practice the vocal variety one by one.
- Many of the students had difficulty to express their emotion in each variety of vocal.
- The teacher gave explanation about managing the nervousness in public speaking, such as adjustment, warming up, changing body language, and stomach breathing.
- Quiz: the students should record their voice using each variety of vocal.

Wednesday, September 23rd 2020

Class B : Meeting 3 (Vocal Variety)

- The teacher asked the students why teachers should use vocal variety?
- The teacher asked the students the difference between pitch, volume, and tone.

- The teacher gave an explanation about the speed when we talk, so the listener would understand easily.

Thursday, October 1st 2020

Class C : Meeting 4 (Understanding People and Personal Branding)

- The teacher asked the students to fill a link to know a person's personality.
- The teacher asked the students to analyze and consider themselves as one of the types, based on the test.
- The teacher asked the students "*Is there any opositions from what I explained about personality to your own character?*"

Friday, October 2nd 2020

Class B : Meeting 4 (Understanding People and Personal Branding)

- The teacher gave a solution for the shadow side of the studnets' personality. Like if they have too much points in *damai* type, they can switch to the type that has less point.

Tuesday, October 6th 2020

Class A : Meeting 5 (Presentation Structure)

- The teacher gave a demonstration of visual impact and the techniques for opening presentation.
- The teacher asked the students to pick one technique for opening presentation, and film it for next week assignment.

Tuesday, October 13th 2020 | Wednesday, October 14th 2020

Class D and Class A | Class C and Class B

- The teacher asked the students to analyze each others' work
 - What is the technique used by the presenter in the opening of presentation?

- How did they use the technique? (excellent / very good / good / poor)
Give your reason!
- How did the presenter used virtual background (include the lighting)?
- Give your advice to improve their performance!

Tuesday, October 20th 2020 | Wednesday, October 21st 2020

Class D and Class A | Class C and Class B

- The teacher gave a material to the students and asked them to record their voice about what they have learnt from the material.

Tuesday, October 27th 2020

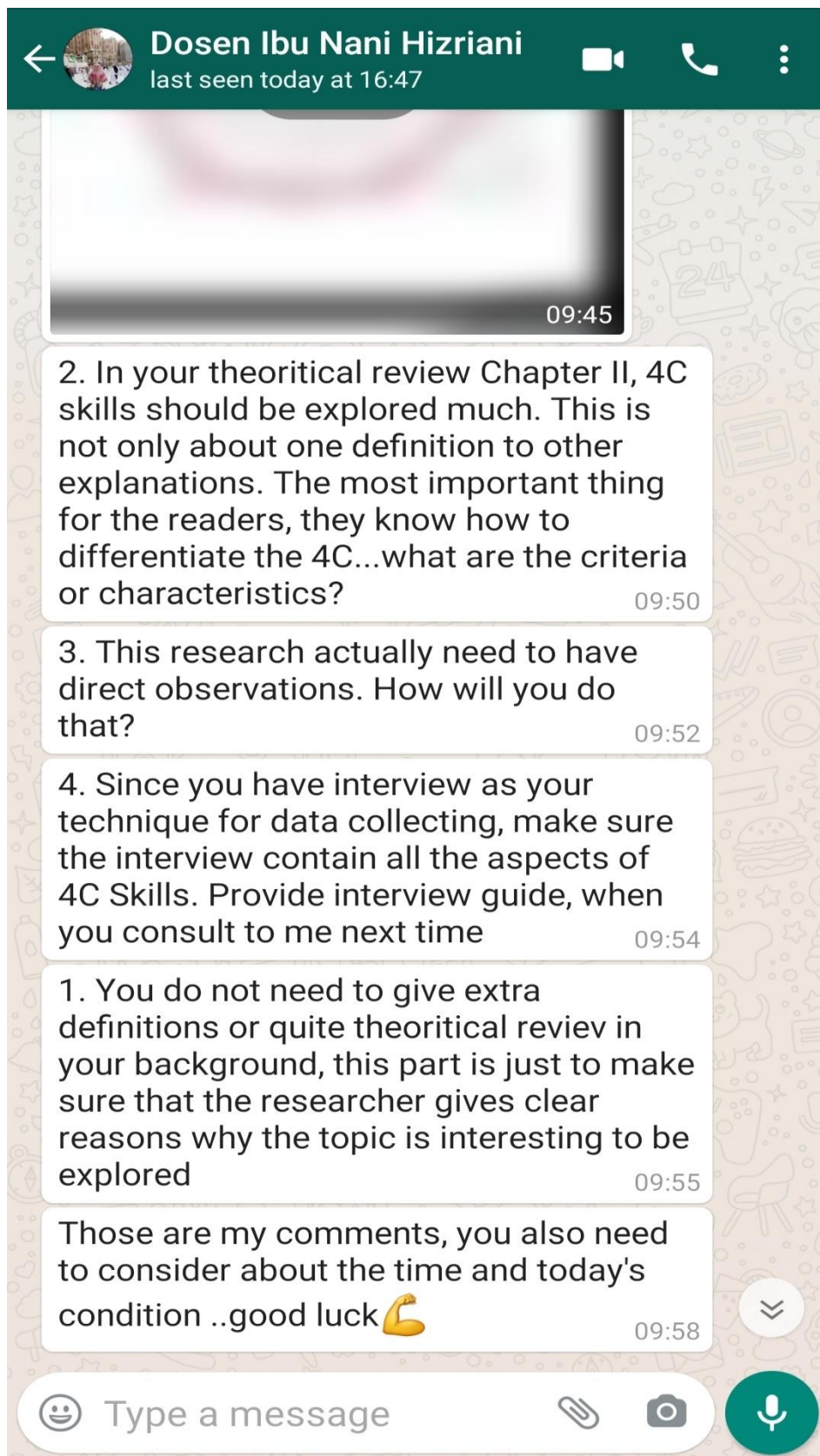
Class D and Class A : Meeting 7 (The Body of Presentation and Closing)

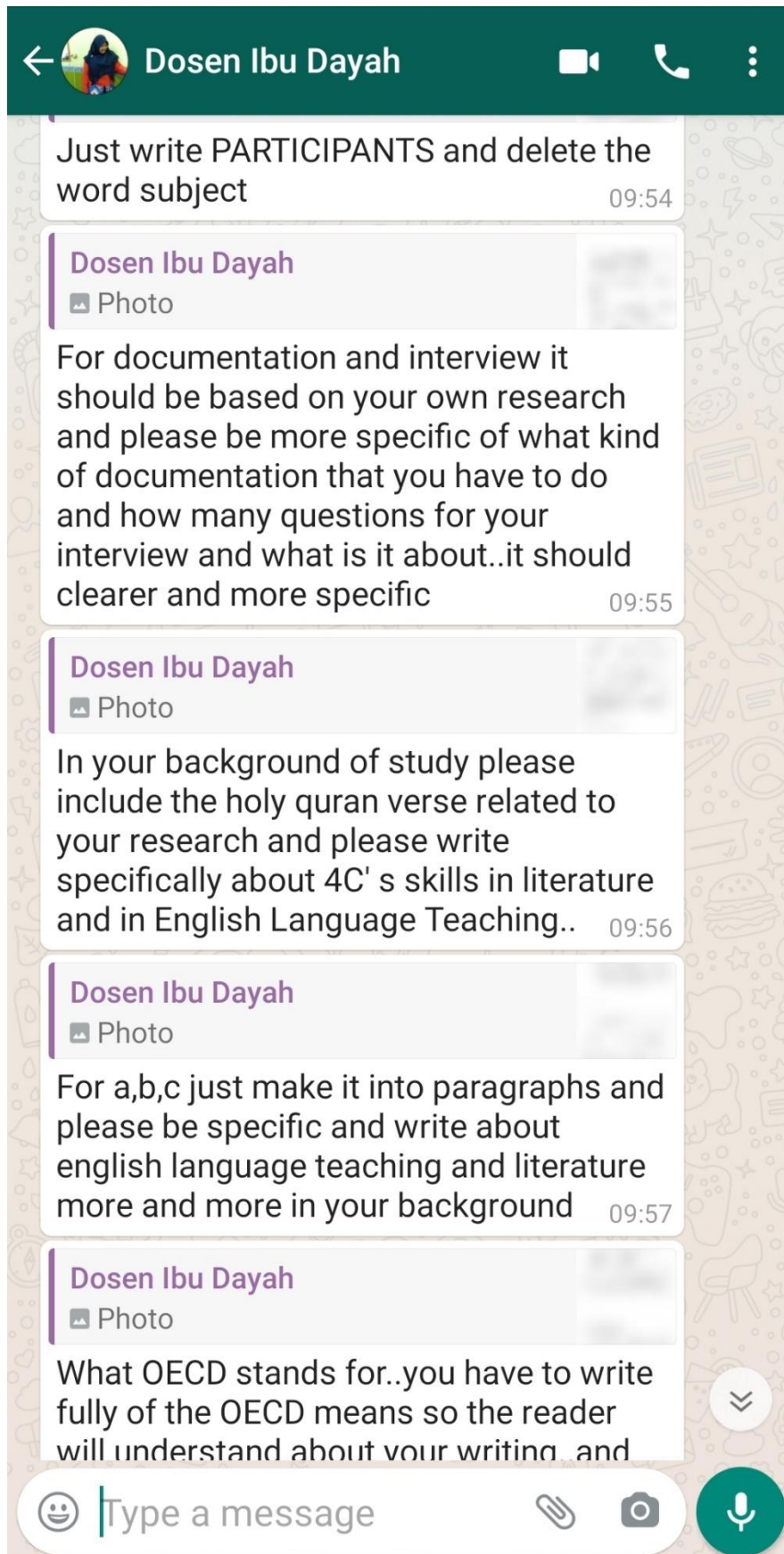
- The teacher :
 - Introduction : tell me what you are going to tell.
 - Body : tell me.
 - Conclusion : tell me what you told me.
- What (define the general ideas), So (explore points and support), Now (decide, heaven and hell).
- The students will have middle test in up coming two weeks.

Interview:

“The researcher simply asked the teacher if the teacher has found any challenges in integrating the 4C skills in teaching Public Speaking.”

Notes of Proposal Seminar:







Dosen Ibu Dayah



Dosen Ibu Dayah

Photo

It should be THEORETICAL REVIEW..And for the indtrodutory paragraph should have at least 3 sentences..

09:50

Dosen Ibu Dayah

Photo

Please add the paragraph about the similarities and differences of previous studies and your own research

09:51

Dosen Ibu Dayah

Photo

For step 3 and step 4 in your data analysis..it should be more specific based on your own research and like the step 1,2, and 5 that is already good..

09:52

Dosen Ibu Dayah

Photo

In your research setting please give more academic reasons and please delete the word "personally" because this is academic writing and you are not allowed to give your own opinion or thought..

09:53

Dosen Ibu Dayah

Photo

Just write PARTICIPANTS and delete the



Type a message



Dosen Ibu Dayah

Photo

What OECD stands for..you have to write fully of the OECD means so the reader will understand about your writing..and please do not use DON'T in academic writing and write it in full version of every 'contraction' that you have in your draft

10:00

For the citation please be consistent in using APA STYLE for example (Hidayah, 2009, p.10) or Hidayah (2009,p.10)

10:01

Inggih Bu 🙏 I am going to do all the advices you have mentioned. And I will revise my writing. Thank a lot Bu 🙏

10:03 ✓✓

Ok..you are very welcome..if you do not understand what I mean you can contact me further..

10:06


😊 Type a message

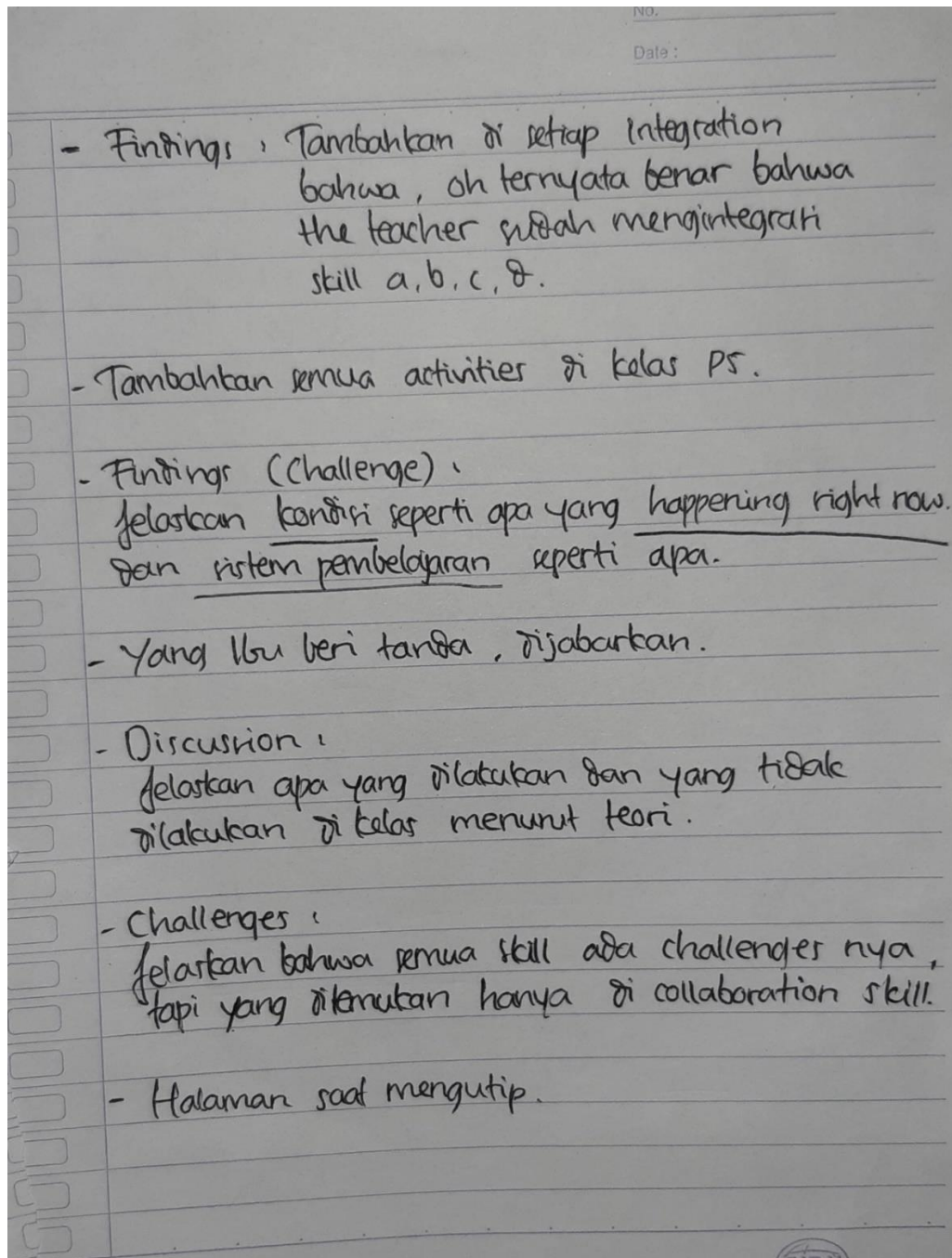


Consultation Notes:

No. _____
Date : _____

- Penambahan Public Speaking di Eng Dept.
- Mahasiswa semester berapa.
- Pembelajarannya kaitan dengan 4c skills.
- Definition of key terms :
 - "Certain" activities nya ditambah contohnya.
- Bagian theoretical : B. Public Speaking. tidak ada kutipan kata-kata orang lain.
- Previous study : last name saja.
 - ↓
related to the challenger and the implementation } tambahkan di akhir kalimat.
- D. Data and Source data : from lecturer.
- E. Data collection :
 - Observation : untuk integrate
 - Interview : untuk challenge
- Technique collecting : step 3 tambahkan tentang datanya apa.
- Halaman : setiap "CHAPTER" halamannya di bawah, setelahnya, halaman di kanan atas.





English Translation of An-Nisa : 09

"Let people fear the day when they leave small children behind them unprovided, and how concerned they would be for them. So fear God and say the right things to them."

CURRICULUM VITAE

I. Personal Details

Name : Syifaurrahman Fadhilah
Place and Date of Birth : Barabai, November 20th 1996
Gender : Male
Marital Status : Single
Religion : Islam
Nationality : Indonesia
Parents : Khairudin and Amanah
Siblings : Muhammad Alfin Dhinaeri Rahman

II. Formal Educational Background

2003-2009 : Islamic State Elementary School Tanah Grogot
2009-2012 : Islamic Junior High School Rasyidiyah Khalidiyah Amuntai
2012-2015 : Islamic Senior High School Rasyidiyah Khalidiyah Amuntai
2016-2020 : English Education Department of Antasari State Islamic University Banjarmasin

Banjarmasin, December 21st