

# **LAMPIRAN-LAMPIRAN**

**ANGKET PENELITIAN  
PENGARUH KOMPETENSI GURU PAI DAN LINGKUNGAN BELAJAR  
TERHADAP HASIL BELAJAR PAI SISWA PADA SMK NEGERI  
SE KOTA BANJARMASIN**

Petunjuk pengisian kuesioner:

1. Berilah tanda (✓) pada kolom yang tersedia
2. Jawablah pernyataan dibawah ini sesuai dengan hati nurani anda dan dengan jujur!! Hasil jawaban anda sangat membantu dalam hasil penelitian ini.
3. Identitas Responden

a. No.Responden : .....

b. Identitas:

1) Nama (Boleh tidak diisi) : .....

2) Kelas : .....

3) Hari/Tanggal/Jam : .....

c. Keterangan

**SS : Sangat Setuju**

**S : Setuju**

**N : Netral**

**TS : Tidak Setuju**

**STS : Sangat Tidak Setuju**

No.	Pertanyaan	Jawaban				
		SS	S	N	TS	STS
<b>Kompetensi Pedagogik</b>						
1	Guru memahami karakteristik peserta didik yang berkaitan dengan aspek fisik, intelektual, sosial-emosional, moral, spiritual dan latar belakang sosial-budaya.					
2	Guru kurang mampu mengidentifikasi potensi peserta didik dalam mata pelajaran yang diampu.					

3	Guru tidak menentukan tujuan pembelajaran yang diampu.					
4	Guru selalu menentukan pengalaman belajar yang sesuai untuk mencapai tujuan pembelajaran yang diampu.					
5	Guru tidak memilih materi pembelajaran yang diampu terkait dengan pengalaman belajar dan tujuan pembelajaran.					
<b>Kompetensi Profesional</b>						
6	Guru memahami materi, struktur, konsep dan pola pikir keilmuan yang mendukung mata pelajaran PAI.					
7	Guru membedakan pendekatan-pendekatan PAI.					
8	Guru tidak menunjukkan Manfaat mata pelajaran PAI.					
9	Guru memahami standar kompetensi mata pelajaran PAI.					
10	Guru mengolah materi pembelajaran secara kreatif sesuai dengan tingkat perkembangan peserta didik.					

**Petunjuk**

- Bacalah setiap kalimat dengan cermat.
- Berikan tanda centang (√) pada salah satu alternatif jawaban yang sudah tersedia.
- Tidak dibenarkan menjawab lebih dari satu alternatif jawaban.
- Diharapkan semua item pertanyaan dijawab dan jangan dikosongkan.
- Jawaban langsung pada pertanyaan yang telah dibagikan.

**SELAMAT MENGERJAKAN**

Keterangan:

- Pilihan **A** untuk jawaban **Selalu**
- Pilihan **B** untuk jawaban **Sering**
- Pilihan **C** untuk jawaban **Kadang-Kadang**
- Pilihan **D** untuk jawaban **Tidak Pernah**

No	Pernyataan	Alternatif Jawaban			
		A	B	C	D
<b>Lingkungan Keluarga</b>					
1	Orang tua saya selalu sibuk bekerja sehingga saya tidak mempunyai kesempatan menceritakan masalah saya				
2	Anggota keluarga saya mengecilkan volume suara TV ketika saya sedang belajar				
3	Orang tua peduli terhadap apa yang saya kerjakan di sekolah				
4	Orang tua saya mengajarkan kepada saya agar tidak menunda dalam menyelesaikan tugas sekolah.				
5	Orang tua saya mengajarkan disiplin dalam belajar.				
<b>Lingkungan Sekolah</b>					
6	Saya senang belajar kelompok dengan teman-teman				
7	Keberadaan laboratorium atau Cyber Komputer sangat mendukung saya memahami materi pelajaran PAI				
<b>Lingkungan Masyarakat</b>					
8	Masyarakat di sekitar tempat tinggal saya selalu memberi contoh yang baik pada anak-anak usia sekolah untuk tidak melakukan perbuatan yang tercela				

9	Lingkungan di sekitar tempat tinggal saya selalu dalam keadaan tenang				
10	Masyarakat di lingkungan tempat tinggal saya secara tegas melarang kegiatan yang dapat mengganggu belajar anak-anak				

**MASTER TABEL HASIL PENELITIAN  
PENGARUH KOMPETENSI GURU PAI DAN LINGKUNGAN BELAJAR  
TERHADAP HASIL BELAJAR PAI SISWA PADA SMK NEGERI  
SE KOTA BANJARMASIN**

No. R	Sekolah	Kelas	Kompetensi (X1)										f	
			Pedagogik					Profesional						
			P1	P2	P3	P4	P5	P6	P7	P8	P9	P10		
1	SMKN 1	X	5	5	5	5	3	3	3	3	3	1	36	
2			1	5	1	5	3	3	3	3	3	5	32	
3			2	2	2	2	2	2	3	3	3	1	22	
4			5	2	5	1	2	2	3	3	2	5	30	
5			5	1	5	1	2	2	3	3	3	5	30	
6			5	1	5	1	2	2	2	3	2	5	28	
7			5	4	5	1	2	3	3	3	2	5	33	
8		SMKN 1	XI	2	1	4	4	2	3	3	3	3	5	30
9				2	1	5	1	2	1	4	4	1	5	26
10				2	1	2	1	2	1	4	4	1	5	23
11				2	1	2	5	2	1	4	4	1	5	27
12				5	1	5	5	2	3	4	3	1	5	34
13				5	1	5	5	2	3	4	3	1	5	34
14				5	1	5	5	2	3	4	3	5	5	38
15				3	1	5	5	5	1	4	3	2	2	31
16	SMKN 2	X	3	1	5	5	5	1	4	3	2	2	31	
17			5	1	5	5	5	1	1	1	1	1	26	
18			5	1	3	3	3	2	2	3	1	1	24	
19			4	1	3	3	3	2	2	3	1	1	23	
20			3	1	3	3	3	2	2	3	1	1	22	
21			5	5	3	3	3	2	2	3	2	2	30	
22			5	5	5	1	5	3	3	3	1	1	32	
23			1	1	4	1	5	3	2	2	1	1	21	
24			1	1	4	1	5	3	2	2	1	1	21	
25			1	1	1	1	5	3	2	2	4	4	24	
26		1	1	1	1	5	3	2	2	4	4	24		
27		1	3	1	1	1	3	2	2	4	4	22		
28		1	4	4	1	1	3	2	2	2	4	24		
29		1	4	4	1	1	3	3	3	2	2	24		
30		1	4	4	1	1	3	3	3	4	2	26		
31		1	4	4	3	1	3	3	3	4	2	28		
32		1	4	4	3	1	1	1	4	4	2	25		
33	1	1	4	1	3	4	4	4	4	2	28			

34	SMKN 3	X	4	1	4	2	3	4	3	1	1	2	25		
35			4	1	1	4	2	4	4	1	1	3	25		
36			1	1	1	5	5	4	1	1	1	3	23		
37			1	3	3	4	4	4	1	1	1	3	25		
38			1	1	3	3	3	5	1	1	1	3	22		
39			1	1	5	5	5	5	5	5	5	3	40		
40			1	1	5	5	5	5	5	4	4	3	38		
41			1	1	2	5	5	5	4	4	4	3	34		
42			5	2	2	4	5	5	4	1	3	3	34		
43			5	2	4	4	4	5	4	5	3	2	38		
44			5	2	4	4	2	2	2	2	2	2	27		
45			SMKN 4	XI	5	2	4	2	2	2	2	2	2	3	26
46					3	2	5	2	2	2	2	2	2	3	25
47					4	2	5	2	2	2	2	2	2	3	26
48	1	2			3	2	4	1	1	1	2	2	19		
49	5	2			3	2	3	3	3	1	2	2	26		
50	5	3			3	2	2	3	3	2	2	1	26		
51	5	3			3	2	2	3	3	2	2	1	26		
52	5	3			3	2	2	3	3	2	2	1	26		
53	5	3			2	2	2	1	1	2	2	2	22		
54	2	2			2	2	2	1	1	2	2	2	18		
55	SMKN 4	X	2	2	2	2	2	2	2	2	2	2	20		
56			2	2	2	2	2	2	2	2	2	2	2	20	
57			2	2	2	5	4	5	5	5	5	5	5	40	
58			2	2	2	5	5	5	5	5	5	5	5	41	
59			2	2	2	3	5	5	5	3	3	5	5	35	
60			1	2	2	5	4	4	5	5	5	5	5	38	
61		2	1	1	1	2	4	5	5	5	5	5	31		
62		SMKN 4	XI	4	3	1	1	3	4	1	5	4	4	30	
63				5	3	5	5	3	2	3	2	4	1	33	
64				5	5	5	5	3	5	5	5	1	1	40	
65				3	5	5	4	3	4	3	4	5	5	41	
66				3	5	1	4	5	4	3	3	3	2	33	
67				3	5	1	4	5	4	4	4	5	5	40	
68				5	5	3	2	3	3	1	1	1	5	29	
69	SMKN 5			X	5	5	3	2	3	3	1	1	4	4	31
70		5	5		5	4	4	5	1	1	4	4	38		
71		2	5		5	2	2	2	1	1	3	3	26		
72		2	1		1	2	2	2	3	1	3	3	20		
73		2	3		1	4	1	1	3	1	3	3	22		
74		2	3		1	1	4	1	3	1	3	3	22		

75		2	3	1	3	3	4	3	3	3	3	28
76		1	4	2	3	3	4	4	4	5	4	34
77		2	4	2	3	3	4	4	4	2	2	30
78		2	4	2	2	3	4	4	4	2	2	29
79		5	4	2	3	3	4	4	4	2	2	33
80		2	3	3	5	2	4	4	4	2	2	31
81		5	3	3	5	2	4	3	4	5	1	35
82		5	5	5	5	5	5	5	5	5	1	46
83		4	4	1	1	1	5	5	3	5	5	34
84		4	4	1	1	4	4	1	3	1	5	28
85	XI	1	1	1	1	4	2	1	1	1	5	18
86		1	1	1	1	5	2	1	1	1	5	19
87		1	3	1	1	5	2	1	1	1	5	21
88		1	3	1	1	2	2	1	4	1	2	18
89		1	3	5	5	2	5	5	4	1	2	33
90		1	3	5	3	3	3	5	5	1	1	30
91		1	4	5	3	3	3	5	5	1	5	35
92		5	4	3	3	3	3	5	5	5	5	41
93		5	4	3	3	3	3	5	5	5	2	38
94		5	2	2	2	4	3	3	2	3	3	29
95		5	2	2	2	4	3	3	2	3	3	29
96		5	2	2	2	2	3	3	2	3	4	28
97		1	4	3	5	5	5	5	2	4	2	36
98		2	3	5	5	5	3	4	2	2	3	34
99		2	4	5	5	5	3	4	2	2	4	36
100		4	4	1	1	1	4	3	5	3	2	28



No. R	Sekolah	Kelas	Lingkungan Belajar (X2)										f	Y		
			Lingkungan Keluarga					Lingkungan Sekolah		Lingkungan Masyarakat				Hasil Belajar PAI	Keterangan	Kode
			P1	P2	P3	P4	P5	P6	P7	P8	P9	P10				
1	SMKN 1	X	5	5	5	5	3	3	3	3	3	3	38	82	Tuntas	2
2			3	5	3	5	3	3	3	3	3	5	36	85	Tuntas	2
3			2	2	2	2	2	2	3	3	3	1	22	64	Tidak Tuntas	1
4			5	5	5	3	5	5	3	3	5	5	44	88	Tuntas	2
5			5	3	5	3	5	5	3	3	3	5	40	90	Tuntas	2
6			5	3	5	3	5	5	5	3	5	5	44	90	Tuntas	2
7			5	4	5	3	5	3	3	3	5	5	41	90	Tuntas	2
8		XI	5	3	4	4	5	3	3	3	3	5	38	90	Tuntas	2
9			5	3	5	3	5	3	4	4	3	5	40	95	Tuntas	2
10			2	1	2	1	2	1	4	4	1	5	23	55	Tidak Tuntas	1
11			5	3	5	5	5	3	4	4	3	5	42	85	Tuntas	2
12			5	3	5	5	5	3	4	3	3	5	41	90	Tuntas	2
13			5	3	5	5	5	3	4	3	3	5	41	100	Tuntas	2
14			5	3	5	5	5	3	4	3	5	5	43	90	Tuntas	2
15			3	3	5	5	5	3	4	3	5	5	41	90	Tuntas	2
16	SMKN 2	X	3	3	5	5	5	3	4	3	5	5	41	90	Tuntas	2
17			5	3	5	5	5	3	3	3	3	3	38	90	Tuntas	2
18			5	1	3	3	3	2	2	3	1	1	24	65	Tidak Tuntas	1
19			4	1	3	3	3	2	2	3	1	1	23	70	Tidak Tuntas	1
20			3	1	3	3	3	2	2	3	1	1	22	60	Tidak Tuntas	1
21			5	5	3	3	3	2	2	3	2	2	30	100	Tuntas	2

22			5	5	5	1	5	3	3	3	1	1	32	90	Tuntas	2
23			1	1	4	1	5	3	2	2	1	1	21	60	Tidak Tuntas	1
24			1	1	4	1	5	3	2	2	1	1	21	65	Tidak Tuntas	1
21		XI	1	1	1	1	5	3	2	2	4	4	24	65	Tidak Tuntas	1
26			1	1	1	1	5	3	2	2	4	4	24	65	Tidak Tuntas	1
27			1	3	1	1	1	3	2	2	4	4	22	55	Tidak Tuntas	1
28			1	4	4	1	1	3	2	2	2	4	24	50	Tidak Tuntas	1
29			1	4	4	1	1	3	3	3	2	2	24	50	Tidak Tuntas	1
30			3	4	4	3	3	3	3	3	4	5	35	100	Tuntas	2
31			3	4	4	3	3	3	3	3	4	5	35	100	Tuntas	2
32			3	4	4	3	3	3	3	4	4	5	36	100	Tuntas	2
33			3	3	4	3	3	4	4	4	4	5	37	90	Tuntas	2
34			SMKN 3	X	4	3	4	5	3	4	3	3	3	5	37	90
35	4	3			3	4	5	4	4	3	3	3	36	95	Tuntas	2
36	1	1			1	5	5	4	1	1	1	3	23	65	Tidak Tuntas	1
37	1	3			3	4	4	4	1	1	1	3	25	100	Tuntas	2
38	1	1			3	3	3	5	1	1	1	3	22	65	Tidak Tuntas	1
39	3	3			5	5	5	5	5	5	5	3	44	60	Tuntas	2
40	3	3			5	5	5	5	5	4	4	3	42	50	Tuntas	2
41	3	3			5	5	5	5	4	4	4	3	41	100	Tuntas	2
42	5	5			5	4	5	5	4	3	3	3	42	100	Tuntas	2
43	5	5			4	4	4	5	4	5	3	5	44	50	Tuntas	2
44	5	5			4	4	5	5	5	5	5	5	48	90	Tuntas	2
45	XI	5		5	4	5	5	5	5	5	5	3	47	90	Tuntas	2
46		3	5	5	5	5	5	5	5	5	3	46	90	Tuntas	2	

47			4	5	5	5	5	5	5	5	5	3	47	90	Tuntas	2	
48			3	5	1	1	1	1	1	1	1	1	1	16	65	Tidak Tuntas	1
49			5	5	3	5	3	3	3	3	3	5	5	40	90	Tuntas	2
50			5	3	3	5	5	3	3	5	5	3	3	40	90	Tuntas	2
51			5	3	3	5	5	3	3	5	5	3	3	40	90	Tuntas	2
52			5	3	3	5	5	3	3	5	5	3	3	40	90	Tuntas	2
53			5	3	2	2	2	1	1	2	2	2	2	22	65	Tidak Tuntas	1
54			2	2	2	2	2	1	1	2	2	2	2	18	65	Tidak Tuntas	1
55	SMKN 4	X	2	2	2	2	2	2	2	2	2	2	20	65	Tidak Tuntas	1	
56			2	2	2	2	2	2	2	2	2	2	2	20	68	Tidak Tuntas	1
57			5	5	5	5	4	5	5	5	5	5	5	49	85	Tuntas	2
58			5	5	5	5	5	5	5	5	5	5	5	50	85	Tuntas	2
59			5	5	5	3	5	5	5	3	3	5	5	44	100	Tuntas	2
60			3	5	5	5	4	4	5	5	5	5	5	46	90	Tuntas	2
61		5	3	3	3	5	4	5	5	5	5	5	43	90	Tuntas	2	
62		XI	4	3	3	3	3	4	3	5	4	4	4	36	90	Tuntas	2
63			5	3	5	5	3	5	3	5	4	3	3	41	90	Tuntas	2
64			5	5	5	5	3	5	5	5	3	3	3	44	90	Tuntas	2
65	3		5	5	4	3	4	3	4	5	5	5	41	90	Tuntas	2	
66	3		5	3	4	5	4	3	3	3	3	5	38	90	Tuntas	2	
67	3		5	3	4	5	4	4	4	4	5	5	42	100	Tuntas	2	
68	5	5	3	5	3	3	3	3	3	3	5	38	85	Tuntas	2		
69	SMKN 5	X	5	5	3	5	3	3	3	3	4	4	38	100	Tuntas	2	
70			5	5	5	4	4	5	3	3	4	4	4	42	100	Tuntas	2
71			5	5	5	5	5	5	5	3	3	3	3	42	100	Tuntas	2

72			2	1	1	2	2	2	3	1	3	3	20	70	Tidak Tuntas	1
73			2	3	1	4	1	1	3	1	3	3	22	65	Tidak Tuntas	1
74			2	3	1	1	4	1	3	1	3	3	22	70	Tidak Tuntas	1
75			2	3	1	3	3	4	3	3	3	3	28	90	Tuntas	2
76			1	4	2	3	3	4	4	4	5	4	34	90	Tuntas	2
77			2	4	2	3	3	4	4	4	2	2	30	90	Tuntas	2
78			2	4	2	2	3	4	4	4	2	2	29	90	Tuntas	2
79			5	4	2	3	3	4	4	4	2	2	33	90	Tuntas	2
80			2	3	3	5	2	4	4	4	2	2	31	90	Tuntas	2
81			5	3	3	5	2	4	3	4	5	1	35	85	Tuntas	2
82			5	5	5	5	5	5	5	5	5	1	46	85	Tuntas	2
83			4	4	1	1	1	5	5	3	5	5	34	85	Tuntas	2
84			4	4	1	1	4	4	1	3	1	5	28	85	Tuntas	2
85		XI	1	1	1	1	4	2	1	1	1	5	18	70	Tidak Tuntas	1
86			1	1	1	1	5	2	1	1	1	5	19	65	Tidak Tuntas	1
87			1	3	1	1	5	2	1	1	1	5	21	65	Tidak Tuntas	1
88			1	3	1	1	2	2	1	4	1	2	18	70	Tidak Tuntas	1
89			1	3	5	5	2	5	5	4	1	2	33	85	Tuntas	2
90			1	3	5	3	3	3	5	5	1	1	30	85	Tuntas	2
91			1	4	5	3	3	3	5	5	1	5	35	90	Tuntas	2
92			5	4	3	3	3	3	5	5	5	5	41	90	Tuntas	2
93			5	4	3	3	3	3	5	5	5	2	38	90	Tuntas	2
94			5	2	2	2	4	3	3	2	3	3	29	90	Tuntas	2
95			5	5	5	5	4	3	3	5	3	3	41	90	Tuntas	2
96			5	5	5	5	5	3	3	5	3	4	43	90	Tuntas	2

97			1	4	3	5	5	5	5	5	4	5	42	90	Tuntas	2
98			5	3	5	5	5	3	4	5	5	3	43	90	Tuntas	2
99			5	4	5	5	5	3	4	5	5	4	45	90	Tuntas	2
100			4	4	1	1	1	4	3	5	3	5	31	85	Tuntas	2

**HASIL OUTPUT ANALISIS  
PENGARUH KOMPETENSI GURU PAI DAN LINGKUNGAN BELAJAR  
TERHADAP HASIL BELAJAR PAI SISWA PADA SMK NEGERI  
SE KOTA BANJARMASIN**

**Frequencies**

**Statistics**

		PXa1	PXa2	PXa3	PXa4	PXa5	PXa6	PXa7
N	Valid	100	100	100	100	100	100	100
	Missing	0	0	0	0	0	0	0
Mean		2,96	2,62	3,07	2,87	3,07	3,05	3,00

**Statistics**

		PXa8	PXa9	PXa10	PXb1	PXb2	PXb3	PXb4
N	Valid	100	100	100	100	100	100	100
	Missing	0	0	0	0	0	0	0
Mean		2,83	2,61	3,03	3,46	3,43	3,44	3,43

**Statistics**

		PXb5	PXb6	PXb7	PXb8	PXb9	PXb10	Y
N	Valid	100	100	100	100	100	100	100
	Missing	0	0	0	0	0	0	0
Mean		3,73	3,44	3,29	3,40	3,23	3,55	1,74

**Frequency Table**

**PXa1**

		Frequency	Percent	Valid Percent	Cumulative Percent
Valid	STS	29	29,0	29,0	29,0
	TS	22	22,0	22,0	51,0
	N	7	7,0	7,0	58,0
	S	8	8,0	8,0	66,0
	SS	34	34,0	34,0	100,0
	Total	100	100,0	100,0	

**PXa2**

		Frequency	Percent	Valid Percent	Cumulative Percent
Valid	STS	31	31,0	31,0	31,0
	TS	20	20,0	20,0	51,0
	N	18	18,0	18,0	69,0
	S	18	18,0	18,0	87,0
	SS	13	13,0	13,0	100,0
	Total	100	100,0	100,0	

**PXa3**

		Frequency	Percent	Valid Percent	Cumulative Percent
Valid	STS	21	21,0	21,0	21,0
	TS	20	20,0	20,0	41,0
	N	18	18,0	18,0	59,0
	S	13	13,0	13,0	72,0
	SS	28	28,0	28,0	100,0
	Total	100	100,0	100,0	

**PXa4**

		Frequency	Percent	Valid Percent	Cumulative Percent
Valid	STS	26	26,0	26,0	26,0
	TS	22	22,0	22,0	48,0
	N	16	16,0	16,0	64,0
	S	11	11,0	11,0	75,0
	SS	25	25,0	25,0	100,0
	Total	100	100,0	100,0	

**PXa5**

		Frequency	Percent	Valid Percent	Cumulative Percent
Valid	STS	9	9,0	9,0	9,0
	TS	32	32,0	32,0	41,0
	N	25	25,0	25,0	66,0
	S	11	11,0	11,0	77,0
	SS	23	23,0	23,0	100,0
	Total	100	100,0	100,0	

**PXa6**

		Frequency	Percent	Valid Percent	Cumulative Percent
Valid	STS	12	12,0	12,0	12,0
	TS	21	21,0	21,0	33,0
	N	32	32,0	32,0	65,0
	S	20	20,0	20,0	85,0
	SS	15	15,0	15,0	100,0
	Total	100	100,0	100,0	

**PXa7**

		Frequency	Percent	Valid Percent	Cumulative Percent
Valid	STS	18	18,0	18,0	18,0
	TS	17	17,0	17,0	35,0
	N	28	28,0	28,0	63,0
	S	21	21,0	21,0	84,0
	SS	16	16,0	16,0	100,0
	Total	100	100,0	100,0	

**PXa8**

		Frequency	Percent	Valid Percent	Cumulative Percent

Valid	STS	19	19,0	19,0	19,0
	TS	24	24,0	24,0	43,0
	N	26	26,0	26,0	69,0
	S	17	17,0	17,0	86,0
	SS	14	14,0	14,0	100,0
	Total	100	100,0	100,0	

**PXa9**

		Frequency	Percent	Valid Percent	Cumulative Percent
Valid	STS	27	27,0	27,0	27,0
	TS	27	27,0	27,0	54,0
	N	18	18,0	18,0	72,0
	S	14	14,0	14,0	86,0
	SS	14	14,0	14,0	100,0
	Total	100	100,0	100,0	

**PXa10**

		Frequency	Percent	Valid Percent	Cumulative Percent
Valid	STS	17	17,0	17,0	17,0
	TS	27	27,0	27,0	44,0
	N	19	19,0	19,0	63,0
	S	10	10,0	10,0	73,0
	SS	27	27,0	27,0	100,0
	Total	100	100,0	100,0	

**PXb1**

		Frequency	Percent	Valid Percent	Cumulative Percent
Valid	STS	19	19,0	19,0	19,0
	TS	12	12,0	12,0	31,0
	N	17	17,0	17,0	48,0
	S	8	8,0	8,0	56,0
	SS	44	44,0	44,0	100,0
	Total	100	100,0	100,0	

**PXb2**

		Frequency	Percent	Valid Percent	Cumulative Percent
Valid	STS	13	13,0	13,0	13,0
	TS	5	5,0	5,0	18,0
	N	36	36,0	36,0	54,0
	S	18	18,0	18,0	72,0
	SS	28	28,0	28,0	100,0
	Total	100	100,0	100,0	

**PXb3**

		Frequency	Percent	Valid Percent	Cumulative Percent
Valid	STS	16	16,0	16,0	16,0



TS	11	11,0	11,0	27,0
N	23	23,0	23,0	50,0
S	13	13,0	13,0	63,0
SS	37	37,0	37,0	100,0
Total	100	100,0	100,0	

**PXb4**

	Frequency	Percent	Valid Percent	Cumulative Percent
Valid STS	18	18,0	18,0	18,0
TS	8	8,0	8,0	26,0
N	25	25,0	25,0	51,0
S	11	11,0	11,0	62,0
SS	38	38,0	38,0	100,0
Total	100	100,0	100,0	

**PXb5**

	Frequency	Percent	Valid Percent	Cumulative Percent
Valid STS	7	7,0	7,0	7,0
TS	11	11,0	11,0	18,0
N	28	28,0	28,0	46,0
S	10	10,0	10,0	56,0
SS	44	44,0	44,0	100,0
Total	100	100,0	100,0	

**PXb6**

	Frequency	Percent	Valid Percent	Cumulative Percent
Valid STS	6	6,0	6,0	6,0
TS	12	12,0	12,0	18,0
N	38	38,0	38,0	56,0
S	20	20,0	20,0	76,0
SS	24	24,0	24,0	100,0
Total	100	100,0	100,0	

**PXb7**

	Frequency	Percent	Valid Percent	Cumulative Percent
Valid STS	11	11,0	11,0	11,0
TS	12	12,0	12,0	23,0
N	35	35,0	35,0	58,0
S	21	21,0	21,0	79,0
SS	21	21,0	21,0	100,0
Total	100	100,0	100,0	

**PXb8**

	Frequency	Percent	Valid Percent	Cumulative Percent
Valid STS	10	10,0	10,0	10,0
TS	11	11,0	11,0	21,0

N	35	35,0	35,0	56,0
S	17	17,0	17,0	73,0
SS	27	27,0	27,0	100,0
Total	100	100,0	100,0	

**PXb9**

	Frequency	Percent	Valid Percent	Cumulative Percent
Valid STS	19	19,0	19,0	19,0
TS	11	11,0	11,0	30,0
N	27	27,0	27,0	57,0
S	14	14,0	14,0	71,0
SS	29	29,0	29,0	100,0
Total	100	100,0	100,0	

**PXb10**

	Frequency	Percent	Valid Percent	Cumulative Percent
Valid STS	11	11,0	11,0	11,0
TS	13	13,0	13,0	24,0
N	26	26,0	26,0	50,0
S	10	10,0	10,0	60,0
SS	40	40,0	40,0	100,0
Total	100	100,0	100,0	

**Y**

	Frequency	Percent	Valid Percent	Cumulative Percent
Valid Tidak Tuntas	26	26,0	26,0	26,0
Tuntas	74	74,0	74,0	100,0
Total	100	100,0	100,0	

**Correlations****Correlations**

	PXa1	PXa2	PXa3	PXa4	PXa5	PXa6
--	------	------	------	------	------	------

PXa1	Pearson Correlation	1	, 145	, 241	, 052	-, 140	-, 033
	Sig. (2-tailed)		, 149	, 016	, 605	, 164	, 743
	N	100	100	100	100	100	100
PXa2	Pearson Correlation	, 145	1	, 031	, 033	-, 105	, 226
	Sig. (2-tailed)	, 149		, 758	, 748	, 299	, 024
	N	100	100	100	100	100	100
PXa3	Pearson Correlation	, 241	, 031	1	, 267	-, 043	-, 067
	Sig. (2-tailed)	, 016	, 758		, 007	, 671	, 508
	N	100	100	100	100	100	100
PXa4	Pearson Correlation	, 052	, 033	, 267	1	, 299	, 313
	Sig. (2-tailed)	, 605	, 748	, 007		, 003	, 001
	N	100	100	100	100	100	100
PXa5	Pearson Correlation	-, 140	-, 105	-, 043	, 299	1	, 280
	Sig. (2-tailed)	, 164	, 299	, 671	, 003		, 005
	N	100	100	100	100	100	100
PXa6	Pearson Correlation	-, 033	, 226	-, 067	, 313	, 280	1
	Sig. (2-tailed)	, 743	, 024	, 508	, 001	, 005	
	N	100	100	100	100	100	100
PXa7	Pearson Correlation	-, 005	, 021	, 165	, 430	, 093	, 454
	Sig. (2-tailed)	, 964	, 832	, 100	, 000	, 358	, 000
	N	100	100	100	100	100	100
PXa8	Pearson Correlation	-, 040	, 149	, 113	, 224	-, 058	, 339
	Sig. (2-tailed)	, 695	, 138	, 265	, 025	, 569	, 001
	N	100	100	100	100	100	100
PXa9	Pearson Correlation	-, 015	, 227	-, 121	, 184	, 043	, 381
	Sig. (2-tailed)	, 879	, 023	, 229	, 067	, 671	, 000
	N	100	100	100	100	100	100
PXa10	Pearson Correlation	-, 114	-, 087	-, 173	-, 088	-, 001	, 072
	Sig. (2-tailed)	, 260	, 391	, 085	, 386	, 991	, 475
	N	100	100	100	100	100	100
X1	Pearson Correlation	, 294	, 364	, 344	, 605	, 279	, 616
	Sig. (2-tailed)	, 003	, 000	, 000	, 000	, 005	, 000
	N	100	100	100	100	100	100

\*. Correlation is significant at the 0.05 level (2-tailed).

\*\*. Correlation is significant at the 0.01 level (2-tailed).

#### Correlations

	PXa7	PXa8	PXa9	PXa10	X1	
PXa1	Pearson Correlation	-, 005	-, 040	-, 015	-, 114	, 294
	Sig. (2-tailed)	, 964	, 695	, 879	, 260	, 003
	N	100	100	100	100	100
PXa2	Pearson Correlation	, 021	, 149	, 227	-, 087	, 364
	Sig. (2-tailed)	, 832	, 138	, 023	, 391	, 000
	N	100	100	100	100	100
PXa3	Pearson Correlation	, 165	, 113	-, 121	-, 173	, 344
	Sig. (2-tailed)	, 100	, 265	, 229	, 085	, 000
	N	100	100	100	100	100
PXa4	Pearson Correlation	, 430	, 224	, 184	-, 088	, 605
	Sig. (2-tailed)	, 000	, 025	, 067	, 386	, 000
	N	100	100	100	100	100
PXa5	Pearson Correlation	, 093	-, 058	, 043	-, 001	, 279
	Sig. (2-tailed)	, 358	, 569	, 671	, 991	, 005
	N	100	100	100	100	100
PXa6	Pearson Correlation	, 454	, 339	, 381	, 072	, 616
	Sig. (2-tailed)	, 000	, 001	, 000	, 475	, 000
	N	100	100	100	100	100

PXa7	Pearson Correlation	1	,634	,363	,094	,694
	Sig. (2-tailed)		,000	,000	,355	,000
	N	100	100	100	100	100
PXa8	Pearson Correlation	,634	1	,369	,060	,590
	Sig. (2-tailed)	,000		,000	,550	,000
	N	100	100	100	100	100
PXa9	Pearson Correlation	,363	,369	1	,195	,559
	Sig. (2-tailed)	,000	,000		,052	,000
	N	100	100	100	100	100
PXa10	Pearson Correlation	,094	,060	,195	1	,207
	Sig. (2-tailed)	,355	,550	,052		,039
	N	100	100	100	100	100
X1	Pearson Correlation	,694	,590	,559	,207	1
	Sig. (2-tailed)	,000	,000	,000	,039	
	N	100	100	100	100	100

\*. Correlation is significant at the 0.05 level (2-tailed).

\*\*. Correlation is significant at the 0.01 level (2-tailed).

## Reliability

### Scale: ALL VARIABLES

#### Case Processing Summary

		N	%
Cases	Valid	100	100,0
	Excluded <sup>a</sup>	0	,0
	Total	100	100,0

a. Listwise deletion based on all variables in the procedure.

#### Reliability Statistics

Cronbach's Alpha	N of Items
,855	10

## Correlations

#### Correlations

		PXb1	PXb2	PXb3	PXb4	PXb5	PXb6
PXb1	Pearson Correlation	1	,463	,462	,481	,315	,240
	Sig. (2-tailed)		,000	,000	,000	,001	,016
	N	100	100	100	100	100	100
PXb2	Pearson Correlation	,463	1	,414	,388	,062	,429
	Sig. (2-tailed)	,000		,000	,000	,538	,000
	N	100	100	100	100	100	100
PXb3	Pearson Correlation	,462	,414	1	,612	,456	,470
	Sig. (2-tailed)	,000	,000		,000	,000	,000
	N	100	100	100	100	100	100
PXb4	Pearson Correlation	,481	,388	,612	1	,390	,447
	Sig. (2-tailed)	,000	,000	,000		,000	,000
	N	100	100	100	100	100	100
PXb5	Pearson Correlation	,315	,062	,456	,390	1	,350
	Sig. (2-tailed)	,001	,538	,000	,000		,000

	N	100	100	100	100	100	100
PXb6	Pearson Correlation	,240	,429	,470	,447	,350	1
	Sig. (2-tailed)	,016	,000	,000	,000	,000	
	N	100	100	100	100	100	100
PXb7	Pearson Correlation	,341	,446	,546	,489	,246	,557
	Sig. (2-tailed)	,001	,000	,000	,000	,014	,000
	N	100	100	100	100	100	100
PXb8	Pearson Correlation	,432	,468	,491	,500	,186	,470
	Sig. (2-tailed)	,000	,000	,000	,000	,064	,000
	N	100	100	100	100	100	100
PXb9	Pearson Correlation	,462	,414	,340	,487	,311	,411
	Sig. (2-tailed)	,000	,000	,001	,000	,002	,000
	N	100	100	100	100	100	100
PXb10	Pearson Correlation	,161	,260	,144	,144	,271	,222
	Sig. (2-tailed)	,110	,009	,152	,152	,006	,027
	N	100	100	100	100	100	100
X2	Pearson Correlation	,673	,647	,744	,749	,539	,668
	Sig. (2-tailed)	,000	,000	,000	,000	,000	,000
	N	100	100	100	100	100	100

\*\*. Correlation is significant at the 0.01 level (2-tailed).

\*. Correlation is significant at the 0.05 level (2-tailed).

#### Correlations

	PXb7	PXb8	PXb9	PXb10	X2	
PXb1	Pearson Correlation	,341	,432	,462	,161	,673
	Sig. (2-tailed)	,001	,000	,000	,110	,000
	N	100	100	100	100	100
PXb2	Pearson Correlation	,446	,468	,414	,260	,647
	Sig. (2-tailed)	,000	,000	,000	,009	,000
	N	100	100	100	100	100
PXb3	Pearson Correlation	,546	,491	,340	,144	,744
	Sig. (2-tailed)	,000	,000	,001	,152	,000
	N	100	100	100	100	100
PXb4	Pearson Correlation	,489	,500	,487	,144	,749
	Sig. (2-tailed)	,000	,000	,000	,152	,000
	N	100	100	100	100	100
PXb5	Pearson Correlation	,246	,186	,311	,271	,539
	Sig. (2-tailed)	,014	,064	,002	,006	,000
	N	100	100	100	100	100
PXb6	Pearson Correlation	,557	,470	,411	,222	,668
	Sig. (2-tailed)	,000	,000	,000	,027	,000
	N	100	100	100	100	100
PXb7	Pearson Correlation	1	,713	,569	,225	,756
	Sig. (2-tailed)		,000	,000	,024	,000
	N	100	100	100	100	100
PXb8	Pearson Correlation	,713	1	,504	,096	,719
	Sig. (2-tailed)	,000		,000	,343	,000
	N	100	100	100	100	100
PXb9	Pearson Correlation	,569	,504	1	,403	,738
	Sig. (2-tailed)	,000	,000		,000	,000
	N	100	100	100	100	100
PXb10	Pearson Correlation	,225	,096	,403	1	,440
	Sig. (2-tailed)	,024	,343	,000		,000
	N	100	100	100	100	100
X2	Pearson Correlation	,756	,719	,738	,440	1
	Sig. (2-tailed)	,000	,000	,000	,000	

N	100	100	100	100	100
---	-----	-----	-----	-----	-----

\*\* . Correlation is significant at the 0.01 level (2-tailed).

\* . Correlation is significant at the 0.05 level (2-tailed).

## Reliability

### Scale: ALL VARIABLES

#### Case Processing Summary

		N	%
Cases	Valid	100	100,0
	Excluded <sup>a</sup>	0	,0
	Total	100	100,0

a. Listwise deletion based on all variables in the procedure.

#### Reliability Statistics

Cronbach's Alpha	N of Items
,860	10

## NPar Tests

#### One-Sample Kolmogorov-Smirnov Test

		X1	X2	Y
N		100	100	100
Normal Parameters <sup>a, b</sup>	Mean	29,11	34,40	1,74
	Std. Deviation	6,359	9,177	,441
Most Extreme Differences	Absolute	,098	,149	,462
	Positive	,098	,131	,278
	Negatif	-,059	-,149	-,462
Kolmogorov-Smirnov Z		,976	1,491	4,623
Asymp. Sig. (2-tailed)		,297	,202	,000

a. Test distribution is Normal.

b. Calculated from data.

## Regression

#### Variables Entered/Removed<sup>b</sup>

Model	Variables Entered	Variables Removed	Method
1	X2, X1 <sup>a</sup>	.	Enter

a. All requested variables entered.

b. Dependent Variable: Y

#### Model Summary<sup>b</sup>

Model	R	R Square	Adjusted R Square	Std. Error of the Estimate	Durbin-Watson
1	,856 <sup>a</sup>	,734	,728	,230	1,403

a. Predictors: (Constant), X2, X1

b. Dependent Variable: Y

#### ANOVA<sup>b</sup>

Model		Sum of Squares	df	Mean Square	F	Sig.
1	Regression	14,114	2	7,057	133,537	,000 <sup>a</sup>
	Residual	5,126	97	,053		

Total	19,240	99			
-------	--------	----	--	--	--

- a. Predictors: (Constant), X2, X1  
b. Dependent Variable: Y

**Coefficients<sup>a</sup>**

Model		Unstandardized Coefficients		Standardized Coefficients	t	Sig.
		B	Std. Error	Beta		
1	(Constant)	,193	,109		1,773	,079
	X1	,013	,005	,188	2,377	,019
	X2	,034	,004	,707	8,954	,000

- a. Dependent Variable: Y

**Coefficients<sup>a</sup>**

Model		Collinearity Statistics	
		Tolerance	VIF
1	(Constant)		
	X1	,441	2,270
	X2	,441	2,270

- a. Dependent Variable: Y

**Collinearity Diagnostics<sup>a</sup>**

Model	Dimension	Eigenvalue	Condition Index	Variance Proportions		
				(Constant)	X1	X2
1	1	2,953	1,000	,01	,00	,00
	2	,035	9,250	,79	,02	,30
	3	,013	15,165	,21	,98	,69

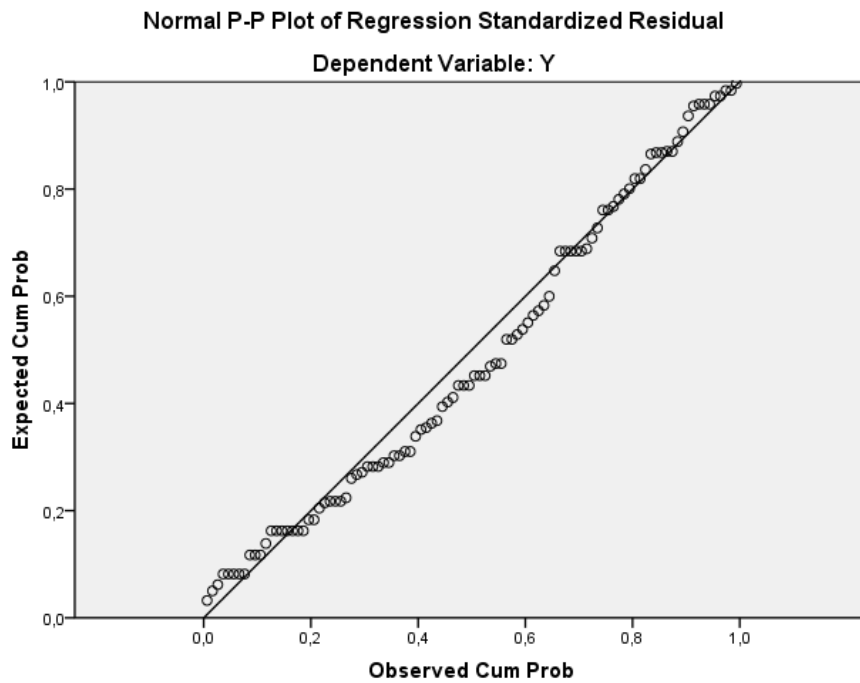
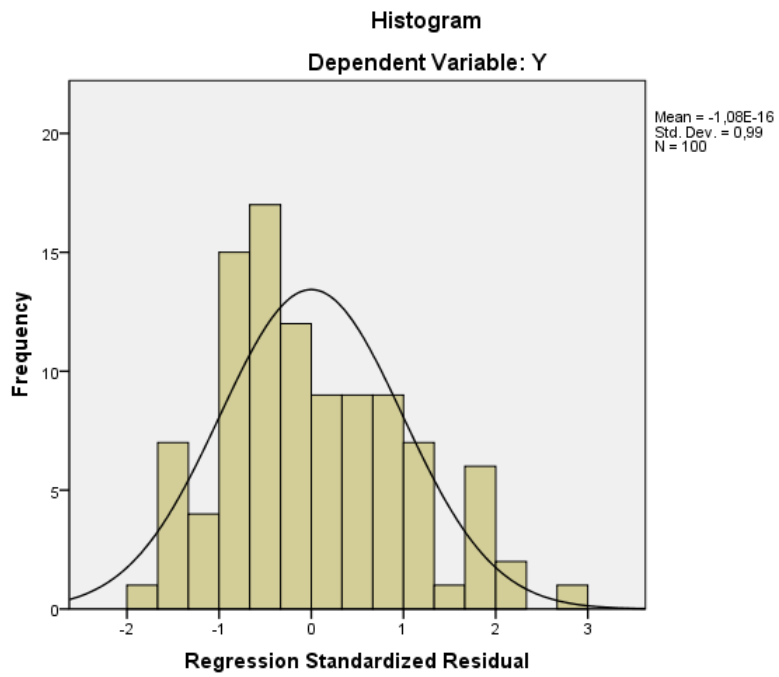
- a. Dependent Variable: Y

**Residuals Statistics<sup>a</sup>**

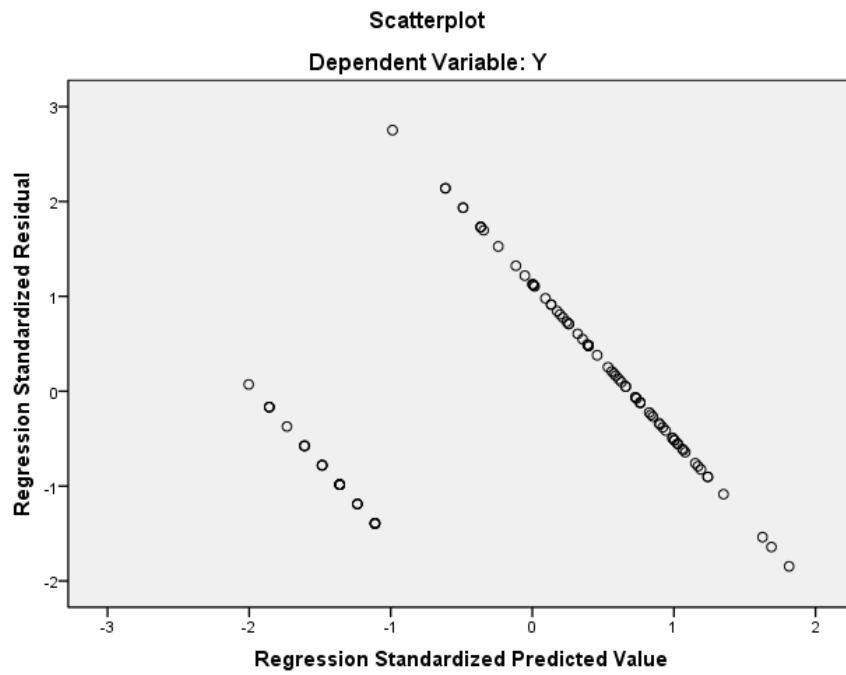
	Minimum	Maximum	Mean	Std. Deviation	N
Predicted Value	,98	2,42	1,74	,378	100
Residual	-,424	,633	,000	,228	100
Std. Predicted Value	-2,003	1,813	,000	1,000	100
Std. Residual	-1,847	2,752	,000	,990	100

- a. Dependent Variable: Y

## Charts







### UJI GLETSER (UJI HETEROKEDASTISITAS)

Coefficients<sup>a</sup>

Model	Unstandardized Coefficients		Standardized Coefficients	t	Sig.
	B	Std. Error	Beta		
1 (Constant)	5,052	1,984		2,547	,016
X1	,004	,089	,011	,046	,964
X2	-,015	,060	-,057	-,245	,808

a. Dependent Variable: abs

**Tabel Uji F**

$\alpha = 0,05$ $df_2=(n-k-1)$	$df_1=(k-1)$							
	1	2	3	4	5	6	7	8
1	161.448	199.500	215.707	224.583	230.162	233.986	236.768	238.883
2	18.513	19.000	19.164	19.247	19.296	19.330	19.353	19.371
3	10.128	9.552	9.277	9.117	9.013	8.941	8.887	8.845
4	7.709	6.944	6.591	6.388	6.256	6.163	6.094	6.041
5	6.608	5.786	5.409	5.192	5.050	4.950	4.876	4.818
6	5.987	5.143	4.757	4.534	4.387	4.284	4.207	4.147
7	5.591	4.737	4.347	4.120	3.972	3.866	3.787	3.726
8	5.318	4.459	4.066	3.838	3.687	3.581	3.500	3.438
9	5.117	4.256	3.863	3.633	3.482	3.374	3.293	3.230
10	4.965	4.103	3.708	3.478	3.326	3.217	3.135	3.072
11	4.844	3.982	3.587	3.357	3.204	3.095	3.012	2.948
12	4.747	3.885	3.490	3.259	3.106	2.996	2.913	2.849
13	4.667	3.806	3.411	3.179	3.025	2.915	2.832	2.767
14	4.600	3.739	3.344	3.112	2.958	2.848	2.764	2.699
15	4.543	3.682	3.287	3.056	2.901	2.790	2.707	2.641
16	4.494	3.634	3.239	3.007	2.852	2.741	2.657	2.591
17	4.451	3.592	3.197	2.965	2.810	2.699	2.614	2.548
18	4.414	3.555	3.160	2.928	2.773	2.661	2.577	2.510
19	4.381	3.522	3.127	2.895	2.740	2.628	2.544	2.477
20	4.351	3.493	3.098	2.866	2.711	2.599	2.514	2.447
21	4.325	3.467	3.072	2.840	2.685	2.573	2.488	2.420
22	4.301	3.443	3.049	2.817	2.661	2.549	2.464	2.397
23	4.279	3.422	3.028	2.796	2.640	2.528	2.442	2.375
24	4.260	3.403	3.009	2.776	2.621	2.508	2.423	2.355
25	4.242	3.385	2.991	2.759	2.603	2.490	2.405	2.337
26	4.225	3.369	2.975	2.743	2.587	2.474	2.388	2.321
27	4.210	3.354	2.960	2.728	2.572	2.459	2.373	2.305
28	4.196	3.340	2.947	2.714	2.558	2.445	2.359	2.291
29	4.183	3.328	2.934	2.701	2.545	2.432	2.346	2.278
30	4.171	3.316	2.922	2.690	2.534	2.421	2.334	2.266
31	4.160	3.305	2.911	2.679	2.523	2.409	2.323	2.255
32	4.149	3.295	2.901	2.668	2.512	2.399	2.313	2.244
33	4.139	3.285	2.892	2.659	2.503	2.389	2.303	2.235
34	4.130	3.276	2.883	2.650	2.494	2.380	2.294	2.225
35	4.121	3.267	2.874	2.641	2.485	2.372	2.285	2.217
36	4.113	3.259	2.866	2.634	2.477	2.364	2.277	2.209
37	4.105	3.252	2.859	2.626	2.470	2.356	2.270	2.201
38	4.098	3.245	2.852	2.619	2.463	2.349	2.262	2.194
39	4.091	3.238	2.845	2.612	2.456	2.342	2.255	2.187
40	4.085	3.232	2.839	2.606	2.449	2.336	2.249	2.180
41	4.079	3.226	2.833	2.600	2.443	2.330	2.243	2.174
42	4.073	3.220	2.827	2.594	2.438	2.324	2.237	2.168
43	4.067	3.214	2.822	2.589	2.432	2.318	2.232	2.163
44	4.062	3.209	2.816	2.584	2.427	2.313	2.226	2.157
45	4.057	3.204	2.812	2.579	2.422	2.308	2.221	2.152
46	4.052	3.200	2.807	2.574	2.417	2.304	2.216	2.147
47	4.047	3.195	2.802	2.570	2.413	2.299	2.212	2.143
48	4.043	3.191	2.798	2.565	2.409	2.295	2.207	2.138
49	4.038	3.187	2.794	2.561	2.404	2.290	2.203	2.134
50	4.034	3.183	2.790	2.557	2.400	2.286	2.199	2.130
51	4.030	3.179	2.786	2.553	2.397	2.283	2.195	2.126
52	4.027	3.175	2.783	2.550	2.393	2.279	2.192	2.122
53	4.023	3.172	2.779	2.546	2.389	2.275	2.188	2.119
54	4.020	3.168	2.776	2.543	2.386	2.272	2.185	2.115
55	4.016	3.165	2.773	2.540	2.383	2.269	2.181	2.112
56	4.013	3.162	2.769	2.537	2.380	2.266	2.178	2.109
57	4.010	3.159	2.766	2.534	2.377	2.263	2.175	2.106

58	4.007	3.156	2.764	2.531	2.374	2.260	2.172	2.103
59	4.004	3.153	2.761	2.528	2.371	2.257	2.169	2.100
60	4.001	3.150	2.758	2.525	2.368	2.254	2.167	2.097
61	3.998	3.148	2.755	2.523	2.366	2.251	2.164	2.094
62	3.996	3.145	2.753	2.520	2.363	2.249	2.161	2.092
63	3.993	3.143	2.751	2.518	2.361	2.246	2.159	2.089
64	3.991	3.140	2.748	2.515	2.358	2.244	2.156	2.087
65	3.989	3.138	2.746	2.513	2.356	2.242	2.154	2.084
66	3.986	3.136	2.744	2.511	2.354	2.239	2.152	2.082
67	3.984	3.134	2.742	2.509	2.352	2.237	2.150	2.080
68	3.982	3.132	2.740	2.507	2.350	2.235	2.148	2.078
69	3.980	3.130	2.737	2.505	2.348	2.233	2.145	2.076
70	3.978	3.128	2.736	2.503	2.346	2.231	2.143	2.074
71	3.976	3.126	2.734	2.501	2.344	2.229	2.142	2.072
72	3.974	3.124	2.732	2.499	2.342	2.227	2.140	2.070
73	3.972	3.122	2.730	2.497	2.340	2.226	2.138	2.068
74	3.970	3.120	2.728	2.495	2.338	2.224	2.136	2.066
75	3.968	3.119	2.727	2.494	2.337	2.222	2.134	2.064
76	3.967	3.117	2.725	2.492	2.335	2.220	2.133	2.063
77	3.965	3.115	2.723	2.490	2.333	2.219	2.131	2.061
78	3.963	3.114	2.722	2.489	2.332	2.217	2.129	2.059
79	3.962	3.112	2.720	2.487	2.330	2.216	2.128	2.058
80	3.960	3.111	2.719	2.486	2.329	2.214	2.126	2.056
81	3.959	3.109	2.717	2.484	2.327	2.213	2.125	2.055
82	3.957	3.108	2.716	2.483	2.326	2.211	2.123	2.053
83	3.956	3.107	2.715	2.482	2.324	2.210	2.122	2.052
84	3.955	3.105	2.713	2.480	2.323	2.209	2.121	2.051
85	3.953	3.104	2.712	2.479	2.322	2.207	2.119	2.049
86	3.952	3.103	2.711	2.478	2.321	2.206	2.118	2.048
87	3.951	3.101	2.709	2.476	2.319	2.205	2.117	2.047
88	3.949	3.100	2.708	2.475	2.318	2.203	2.115	2.045
89	3.948	3.099	2.707	2.474	2.317	2.202	2.114	2.044
90	3.947	3.098	2.706	2.473	2.316	2.201	2.113	2.043
91	3.946	3.097	2.705	2.472	2.315	2.200	2.112	2.042
92	3.945	3.095	2.704	2.471	2.313	2.199	2.111	2.041
93	3.943	3.094	2.703	2.470	2.312	2.198	2.110	2.040
94	3.942	3.093	2.701	2.469	2.311	2.197	2.109	2.038
95	3.941	3.092	2.700	2.467	2.310	2.196	2.108	2.037
96	3.940	3.091	2.699	2.466	2.309	2.195	2.106	2.036
97	3.939	3.090	2.698	2.465	2.308	2.194	2.105	2.035
98	3.938	3.089	2.697	2.465	2.307	2.193	2.104	2.034
99	3.937	3.088	2.696	2.464	2.306	2.192	2.103	2.033
100	3.936	3.087	2.696	2.463	2.305	2.191	2.103	2.032

**Tabel Uji t**

df=(n-k)	$\alpha = 0.05$	$\alpha = 0.025$
1	6.314	12.706
2	2.920	4.303
3	2.353	3.182
4	2.132	2.776
5	2.015	2.571
6	1.943	2.447
7	1.895	2.365
8	1.860	2.306
9	1.833	2.262
10	1.812	2.228
11	1.796	2.201
12	1.782	2.179
13	1.771	2.160
14	1.761	2.145
15	1.753	2.131
16	1.746	2.120
17	1.740	2.110
18	1.734	2.101
19	1.729	2.093
20	1.725	2.086
21	1.721	2.080
22	1.717	2.074
23	1.714	2.069
24	1.711	2.064
25	1.708	2.060
26	1.706	2.056
27	1.703	2.052
28	1.701	2.048
29	1.699	2.045
30	1.697	2.042
31	1.696	2.040
32	1.694	2.037
33	1.692	2.035
34	1.691	2.032
35	1.690	2.030
36	1.688	2.028
37	1.687	2.026
38	1.686	2.024
39	1.685	2.023
40	1.684	2.021
41	1.683	2.020
42	1.682	2.018
43	1.681	2.017
44	1.680	2.015
45	1.679	2.014
46	1.679	2.013
47	1.678	2.012
48	1.677	2.011
49	1.677	2.010
50	1.676	2.009

df=(n-k)	$\alpha = 0.05$	$\alpha = 0.025$
51	1.675	2.008
52	1.675	2.007
53	1.674	2.006
54	1.674	2.005
55	1.673	2.004
56	1.673	2.003
57	1.672	2.002
58	1.672	2.002
59	1.671	2.001
60	1.671	2.000
61	1.670	2.000
62	1.670	1.999
63	1.669	1.998
64	1.669	1.998
65	1.669	1.997
66	1.668	1.997
67	1.668	1.996
68	1.668	1.995
69	1.667	1.995
70	1.667	1.994
71	1.667	1.994
72	1.666	1.993
73	1.666	1.993
74	1.666	1.993
75	1.665	1.992
76	1.665	1.992
77	1.665	1.991
78	1.665	1.991
79	1.664	1.990
80	1.664	1.990
81	1.664	1.990
82	1.664	1.989
83	1.663	1.989
84	1.663	1.989
85	1.663	1.988
86	1.663	1.988
87	1.663	1.988
88	1.662	1.987
89	1.662	1.987
90	1.662	1.987
91	1.662	1.986
92	1.662	1.986
93	1.661	1.986
94	1.661	1.986
95	1.661	1.985
96	1.661	1.985
97	1.661	1.985
98	1.661	1.984
99	1.660	1.984
100	1.660	1.984

## BIODATA



### A. Data Pribadi

1. Nama : Muhammad Ikhwan Fadilah, S.Pd.I
2. Tempat, Tgl. Lahir : Parenggean, 10 Mei 1990
3. Agama : Islam
4. Pekerjaan : PNS (Guru)
5. Alamat Rumah : Jl. A.Yani KM. 5 Komp. UVAYA  
RT. 2 No. 25 Banjarmasin
6. Jenis Kelamin : Laki-laki
7. Status Perkawinan : Kawin
8. No. HP : 085248174488
9. Email : [fadilahikhwan@yahoo.com](mailto:fadilahikhwan@yahoo.com)

### B. Data Keluarga

1. Orang Tua
  - Nama Ayah : Alm. H. Ibramsyah
  - Nama Ibu : Hj. Norsitah
  - Pekerjaan : Ibu Rumah Tangga
  - Alamat : Jl. Lesa Komp. Pasar Parenggean  
Kecamatan Parenggean Kabupaten  
Kotawaringin Timur
2. Istri
  - Nama Istri : Hj. Nida Khairiyah, S.Pd.I
  - Pekerjaan : Ibu Rumah Tangga
3. Anak
  - Anak pertama : Muhammad Nabil Fadilah
  - Anak kedua : Musthofa Adli Fadilah
  - Anak ketiga : Sofia Aqila Mahfuzah
4. Saudara Kandung
  - Kakak : Hendra Wahyudi
  - Kakak : Hj. Heni Wati, S.Th.I
  - Adik : Muhammad Fathullah

### C. Riwayat Pendidikan

1. Lulus SDN 2 Parenggean (2002)
2. Lulus MTs Al-Fajar Parenggean (2005)
3. Lulus MA Darul Ilmi Banjarbaru (2008)
4. Lulus Fakultas Tarbiyah IAIN Antasari Banjarmasin (2012)

### D. Pengalaman Pekerjaan

1. Guru PAI dan Pendidikan Al-Qur'an di SMKN 4 Banjarmasin sejak 2015 s.d 2019
2. Guru PAI di SMA Negeri 1 Bakumpai Kab. Barito Kuala sejak 2019 s.d sekarang