

APPENDICES

Appendix I Transliteration of Quran

Page	Surah / Verse	Translation	
		English	Indonesian
2	Ali Imran / 190	In the creation of the heavens and the earth, and in the alternation of night and day, are signs for people of understanding.	Sesungguhnya dalam penciptaan langit dan bumi, dan pergantian malam malam dan siang terdapat tanda-tanda (kebesaran Allah) bagi orang-orang yang berakal,
	Ali Imran / 191	Those who remember God while standing, and sitting, and on their sides; and they reflect upon the creation of the heavens and the earth: "Our Lord, You did not create this vain, glory to You, so protect us from the punishment of the Fire."	(yaitu) orang-orang yang mengingat Allah sambil berdiri, duduk atau dalam keadan berbaring, dan mereka memikirkan tentang penciptaan langit dan bumi (seraya berkata), "Ya Tuhan kami, tiadalah Engkau menciptakan semua ini sia-sia; Maha Suci Engkau, lindungilah kami dari azab neraka.

Appendix II the Letters



KEMENTERIAN AGAMA REPUBLIK INDONESIA
UNIVERSITAS ISLAM NEGERI ANTASARI
FAKULTAS TARRBIYAH DAN KEGURUAN
BIRO SKRIPSI
Jalan Jenderal Ahmad Yani KM. 4.5 Banjarmasin
Telepon (0511) 3233939 Faksimile (0511) 3274492
Email: ftk.antasari@gmail.com Web: www.ftk.uin-antasari.ac.id

**DAFTAR JUDUL PROPOSAL SKRIPSI
JURUSAN TBI
SIDANG PERIODE KE-XXV (DARING), 13 November 2020**

NO.	NAMA	NIM	DOSEN PEMBIMBING AKADEMIK	JUDUL	KOREKTOR	HASIL SIDANG	DOSEN PEMBIMBING KONTEN & METODOLOGI	DOSEN PEMBIMBING BAHASA & TEKNIK PENULISAN
1.	Rica Purnama Hasanah 08957023337 11	1601240744	Dra. ANDI IRLINA, M.Hum	THE USING OPINION-GAP ACTIVITY IN TEACHING ENGLISH AT SD ALAM MUHAMMADIYAH BANJARBARU	Hj. Nur Laila Kadariyah, S.Ag., M.Pd	Accepted	Hj. Nur Laila Kadariyah, S.Ag., M.Pd	Willy Ramadan, S.Pd., M.Si
2.	Kholisah Putri Tufyayanti 08575038937 7	170102030658	PUJI SRI RAHAYU, MA	A STUDY ON TEACHER'S EFFORTS IN DEVELOPING THEIR PROFESSIONALISM BEFORE AND DURING CORONA VIRUS DISEASE (COVID-19) PANDEMIC IN SOUTH KALIMANTAN	Dra. Andi Irlina, M.Hum	Accepted	Dra. Andi Irlina, M.Hum	Willy Ramadan, S.Pd., M.Si
3.	Rif'aatunnisa 08134712488 3	1601241793	Dr. Hj. NIDA MUFIDAH, M.Pd.	INTEGRATING LITERATURE WITH DIGITAL LITERACY IN TEACHING ENGLISH AT ELEVENTH SCIENCE GRADES MAN 1 BANJARMASIN	Hj. Nani Hizriani, MA	Accepted	Hj. Nani Hizriani, MA	Afifah Linda Sari, M.Pd



**KEMENTERIAN AGAMA REPUBLIK INDONESIA
UNIVERSITAS ISLAM NEGERI ANTASARI
FAKULTAS TARBIYAH DAN KEGURUAN
BIRO SKRIPSI**

Jalan Jenderal Ahmad Yani KM. 4,5 Banjarmasin
Telepon (0511) 3253939 Faksimile (0511) 3274492
Email: fk.antasari@gmail.com Web: www.fk.iain-antasari.ac.id

SURAT KETERANGAN

Nomor: 1898/Un.14/III.1.t/pp.00.9/12/2020

Yang bertanda tangan di bawah ini, menerangkan bahwa:

Nama : Rifaatunnisa
N I M : 1601241793
Jurusan/Prodi : TBI
Alamat : Jl. Sutoyo. S No. 28, RT. 003, RW. 01,
Kelurahan Teluk Dalam, Kecamatan
Banjarmasin Tengah, Kota Banjarmasin
70117

adalah benar telah melaksanakan Seminar Desain Operasional Skripsi yang berjudul:


INTEGRATING LITERATURE WITH DIGITAL LITERACY IN TEACHING ENGLISH AT ELEVENTH SCIENCE GRADES MAN 1 BANJARMASIN

Pada Hari/Tanggal : Senin, 23 Nopember 2020

Tempat : Seminar Online via Google Meet

Demikian surat keterangan ini dibuat, untuk dipergunakan sebagaimana mestinya.

Banjarmasin, 10 Desember 2020
Ketua,


Mahmudah, M.Pd.I
NIP. 198708212015032004



KEMENTERIAN AGAMA REPUBLIK INDONESIA
UNIVERSITAS ISLAM NEGERI ANTASARI
FAKULTAS TARBIYAH DAN KEGURUAN
 Jalan Jenderal Ahmad Yani KM. 4,5 Banjarmasin
 Telepon (0511) 3253939 Faksimile (0511) 3274492
 Email: ftk.antasari@gmail.com Web: www.ftk.iain-antasari.ac.id

SURAT RISET

B-771/Un.14/III.1.UPP.00.9/02/2021

Wakil Dekan Bidang Akademik dan Kelembagaan Fakultas Tarbiyah dan Keguruan UIN Antasari, dengan ini menugaskan kepada :

Nama : Rifaatunnisa
 Nomor Induk Mahasiswa : 1601241793
 Semester : X (Sepuluh)
 Alamat : Jl. Sutoyo. S No.28, RT. 003, RW. 001, Kelurahan Teluk Dalam, Kecamatan Banjarmasin Tengah, Kota Banjarmasin, Kode pos 70117
 Tugas : Melakukan Riset / Penelitian Ilmiah dalam rangka pengumpulan data untuk penyusunan Skripsi Sarjana dengan Judul :

INTEGRATING LITERATURE WITH DIGITAL LITERACY IN TEACHING ENGLISH AT ELEVENTH SCIENCE GRADES MAN 1 BANJARMASIN

Tempat yang dituju : MAN 1 Banjarmasin
 Barang yang dibawa : Seperangkat alat riset
 Lamanya Riset : 2 (Dua) bulan
 Dari tanggal : 1 Maret 2021
 Sampai dengan tanggal : 1 Mei 2021


Demikian Surat Riset ini diberikan kepada ybs, agar pihak-pihak yang berkebiasaan dapat memberikan bantuan seperlunya.

Wakil Dekan Bidang Akademik dan Kelembagaan,



Hairul Hudaya, M.Ag
 NIP. 197510232006041003

Mahasiswa yang bersangkutan,


 Rifaatunnisa
 NIM. 1601241793



KEMENTERIAN AGAMA REPUBLIK INDONESIA
KANTOR KEMENTERIAN AGAMA KOTA BANJARMASIN

Jalan Pulau Laut Nomor 24 Kota Banjarmasin - 70114
 Telepon (0511) 3353586; Faksimili (0511) 3353586;
 e-mail : bjmkasel@kemenag.go.id

Nomor : B-175 /Kk.17.01-1/TL.00/03/2021
 Sifat : -
 Perihal : Persetujuan Penelitian

2 Maret 2021

Yth.

1. Wakil Dekan Bidang Akademik dan Kelembagaan
 Fakultas Tarbiyah dan Keguruan UIN Antasari Banjarmasin
 2. Kepala MAN 1 Banjarmasin
- Di-
 Banjarmasin

Sehubungan dengan Surat dari Wakil Dekan Bidang Akademik dan Kelembagaan Fakultas Tarbiyah dan Keguruan Universitas Islam Negeri Antasari Banjarmasin Nomor B-774/Un.14/III.1.t/PP.00.9/02/2021 22 Februari 2021 Perihal : izin penelitian atas nama :

✓ Rifatunnisa NIM.1601241793 Terhitung. 1 Maret sd 1 Mei 2021 dengan judul :

INTEGRATING LITERATURE WITH DIGITAL LITERACY IN TEACHING ENGLISH AT ELEVENTH SCIENCE GRADES MAN 1 BANJARMASIN

Kami dapat menyetujui atas penelitian tersebut dengan ketentuan :

1. Tidak mengganggu proses kegiatan Belajar dan Mengajar
2. Menyampaikan laporan / hasil penelitian ke Kantor Kementerian Agama Kota Banjarmasin.

Demikian kami sampaikan atas perhatian saudara kami ucapkan terima kasih.



Kepala Kantor Kementerian Agama
 Kota Banjarmasin

Muhammad Rofi'i

Tembusan :

1. Kasi Pendidikan Madrasah Kantor Kemenag Kota Banjarmasin
2. Mahasiswi Yg Bersangkutan



**KEMENTERIAN AGAMA REPUBLIK INDONESIA
KANTOR KEMENTERIAN AGAMA KOTA BANJARMASIN
MADRASAH ALIYAH NEGERI 1 BAJARMASIN**

Jl. Kampung Melayu Darat Banjarmasin
Telp. (0511) 3250534 Fax. (0511) 3250534
e-mail : mansa424333@gmail.com website : manfbanjarmasin.sch.id

Nomor : // // / Ma.17.01-1/PP.00.6/02/2021 25 Februari 2021
Lampiran : -
Perihal : Persetujuan melaksanakan Riset/
Penelitian Ilmiah

Yth. Kepala Kantor Kementerian Agama
Kota Banjarmasin
di- tempat

Assalamu'alaikum Wr. Wb.

Memperhatikan Surat Wakil Dekan Bidang Akademik dan Kelembagaan Fakultas Tarbiyah dan Keguruan UIN Antasari Banjarmasin, tanggal 22 Februari 2021 Nomor : B-774/Un.14/III.1.t/PP.00.9/02/2021 perihal Riset Dalam rangka Penyusunan Skripsi, pada prinsipnya dapat kami terima

Adapun mahasiswi tersebut adalah

N a m a : Rif'aatunnisa
N I M : 1601241793
Jurusan : TBI
Fakultas : Tarbiyah dan Keguruan

Selama 2 (dua) Bulan, mulai tanggal 01 Maret 2021 sampai dengan 01 Mei 2021 dengan judul :

"INTEGRATING LITERATURE WITH DIGITAL LITERACY IN TEACHING ENGLISH AT ELEVENTH SCIENCE GRADES MAN 1 BANJARMASIN")"

Demikian disampaikan, untuk diketahui, terima kasih

Kepala Madrasah Aliyah Negeri 1
Banjarmasin,

Dra. Naimah, M.M



KEMENTERIAN AGAMA REPUBLIK INDONESIA
KANTOR KEMENTERIAN AGAMA KOTA BANJARMASIN
MADRASAH ALIYAH NEGERI 1 BANJARMASIN
 Jl. Kampung Melayu Darat Banjarmasin
 Telp. (0511) 3250534 Fax. (0511) 3250534
 e-mail : masa424333@gmail.com website : man1banjarmasin.sch.id

Nomor : 549 / Ma.17.01-1/PP.00.6/05/2021
 Sifat : -
 Perihal : Telah melaksanakan Penelitian

04 Mei 2021

Yth. Wakil Dekan Bidang Akademik dan Kelembagaan
 Fakultas Tarbiyah dan Keguruan UIN Antasari Banjarmasin
 di - tempat

Assalamu'alaikum Wr. Wb.

Sehubungan dengan surat Kepala Kantor Kementerian Agama Kota Banjarmasin Nomor B-175/Kk.17.01-1/TL.00/03/2021 tanggal 02 Maret 2021 yang ditujukan kepada MAN 1 Banjarmasin, Perihal Persetujuan Penelitian

Nama : Rifatunnisa

N I M : 1601241793

Yang bersangkutan telah melaksanakan Penelitian/Riset di MAN 1 Banjarmasin dalam rangka pengumpulan data untuk Penyusunan Skripsi mulai tanggal 01 Maret s.d 01 Mei 2021 dengan judul :

"INTEGRATING LITERATURE WITH DIGITAL LITERACY IN TEACHING ENGLISH AT ELEVENTH SCIENCE GRADES MAN 1 BANJARMASIN)"



Demikian untuk diketahui seperlunya, terima kasih.

Kepala Madrasah Aliyah Negeri 1
 Banjarmasin,

 Dra. Naimah, M.M

Tembusan :

1. Kasi Pendidikan Madrasah Kantor Kemenag Kota Banjarmasin
- ✓ 2. Mahasiswi Yang bersangkutan

	KEMENTERIAN AGAMA REPUBLIK INDONESIA UNIVERSITAS ISLAM NEGERI ANTASARI FAKULTAS TARBIYAH DAN KEGURUAN BIRO SKRIPSI
	Jalan Jenderal Ahmad Yani KM. 4,5 Banjarmasin Telepon (0511) 3253939 Faksimile (0511) 3274492 Email: fk.antasari@gmail.com Web: www.fk.uin-antasari.ac.id
Nomor : 469/Un.14/III.1.t/pp.00.9/04/2021 06 April 2021 Lamp : - Hal : <u>Perubahan Judul Skripsi</u> Kepada Yth. Sdr (i) Rifaatunnisa NIM. 1601241793 Mahasiswa Jurusan TBI di Banjarmasin	
Assalamu'alaikum. Wr. Wb. Berdasarkan usulan dari Dosen Pembimbing Skripsi tentang perubahan Judul Skripsi, demikian pula setelah kami mengadakan penelitian dan peninjauan seperlunya terhadap Proposal Skripsi Sdr (i), dengan ini kami menyatakan dapat menyetujui judul skripsi Sdr (i) yang semula berbunyi:	
<p align="center">INTEGRATING LITERATURE WITH DIGITAL LITERACY IN TEACHING ENGLISH AT ELEVENTH SCIENCE GRADES MAN 1 BANJARMASIN</p>	
Berubah menjadi:	
<p align="center">INTEGRATING LITERATURE WITH DIGITAL LITERACY IN TEACHING ENGLISH AT SENIOR HIGH SCHOOL</p>	
Menunjuk :	
<ol style="list-style-type: none"> 1. Hj. Nani Hizriani, S. Pd, MA sebagai Dosen Pembimbing Konten dan Metodologi. 2. Alifah Linda Sari, M.Pd sebagai Dosen Pembimbing Bahasa dan Teknik Penulisan. 	
Demikian agar Sdr (i) segera menghubungi pembimbing untuk konsultasi selanjutnya.	
Wassalamu'alaikum. Wr. Wb.	
<p align="right">An. Wakil Dekan Bidang Akademik Ketua,</p>	
<p align="right">  Mahmudah, M.Pd.I NIP. 198708212015032004 </p>	

Appendix III Observation Field Note

XI IPA 1

No.	INDICATORS	YES	NO	NOTE
1.	The teacher uses supporting material from the internet		√	Teachers only used books provided by the school as teaching materials. The teacher also asked students to search for supporting material from the internet.
2.	The teacher presents images, audio, or video as supporting information for the material being taught		√	The teacher asked the student to self-study the material she has set before, then if they does not understand it, they can ask her through a private WhatsApp chat or look for explanations on the internet.
3.	The teacher conveys information related to learning using learning applications	√		Teachers conveyed information about learning, from the topics learned, tasks that must be completed, to sharing links

				for student attendance, all delivered through WhatsApp group.
4.	The teacher provides information and directions to students regarding the use of the applications used	√		Teachers gave students directions on how to use the learning app, how to fill out attendance forms, and how to collect assignments.
5.	The teacher uses social media as a learning media	√		Teachers most often use WhatsApp as a learning medium and FormsApp application to check student attendance.
6.	Teacher and students discuss about the lessons through learning applications	√		They discussed learning materials through WhatsApp private chat, while in WhatsApp Group, teachers shared topics that students will learn, links to fill in their presence, and discussions about the errors of one of the learning apps they use.

7.	Teachers create new content either from text, images, or videos and integrate it with learning		√	Teachers prefer to use the materials in the book rather than create new content. Then, integrated it with the digital technology or learning applications he used.
8.	The teacher makes assignments related to the material through learning applications		√	The teacher did not create an assignment, but asks the student to answer the questions in the textbook to the students.

XI IPA 2

No.	INDICATORS	YES	NO	NOTE
1.	The teacher uses supporting material from the internet		√	Teachers only used books provided by the school as teaching materials. The teacher also asked students to search for supporting material from the internet.

2.	The teacher presents images, audio, or video as supporting information for the material being taught		√	The teacher asked the student to self-study the material she has set before, then if they does not understand it, they can ask her through a private WhatsApp chat or look for explanations on the internet.
3.	The teacher conveys information related to learning using learning applications		√	Teachers conveyed information about learning, from the topics learned, tasks that must be completed, to sharing links for student attendance, all delivered through WhatsApp group.
4.	The teacher provides information and directions to students regarding the use of the applications used		√	Teachers gave students directions on how to use the learning app, how to fill out attendance forms, and how to collect assignments.
5.	The teacher uses social media as a learning medium		√	Teachers most often use WhatsApp as a learning

				medium and FormsApp application to check student attendance.
6.	Teacher and students discuss about the lessons through learning applications		√	Teachers and students did not discuss anything on WhatsApp group.
7.	Teachers create new content either from text, images, or videos and integrate it with learning		√	Teachers prefer to use the materials in the book rather than create new content. Then, integrated it with the digital technology or learning applications he used.
8.	The teacher makes assignments related to the material through learning applications		√	The teacher did not create an assignment, but asks the student to answer the questions in the textbook to the student.

XI IPA 3

No.	INDICATORS	YES	NO	NOTE
-----	------------	-----	----	------

1.	The teacher uses supporting material from the internet		√	Teachers only used books provided by the school as teaching materials. The teacher also asked students to search for supporting material from the internet.
2.	The teacher presents images, audio, or video as supporting information for the material being taught		√	The teacher asked the student to self-study the material she has set before, then if they does not understand it, they can ask her through a private WhatsApp chat or look for explanations on the internet.
3.	The teacher conveys information related to learning using learning applications		√	Teachers conveyed information about learning, from the topics learned, tasks that must be completed, to sharing links for student attendance, all delivered through WhatsApp group.
4.	The teacher provides		√	Teachers gave students

	information and directions to students regarding the use of the applications used			directions on how to use the learning app, how to fill out attendance forms, and how to collect assignments.
5.	The teacher uses social media as a learning medium	√		Teachers most often use WhatsApp as a learning medium and FormsApp application to check student attendance.
6.	Teacher and students discuss about the lessons through learning applications	√		They discussed learning materials through WhatsApp private chat, while in WhatsApp Group, teachers shared topics that students will learn, links to fill in their presence, and discussions about the errors of one of the learning apps they use.
7.	Teachers create new content either from text, images, or videos and integrate it with learning		√	Teachers prefer to use the materials in the book rather than create new content. Then, integrated it with the

				digital technology or learning applications he used.
8.	The teacher makes assignments related to the material through learning applications		√	The teacher did not create an assignment, but asks the student to answer the questions in the textbook to the student.

Appendix IV Result of Interview with Teacher

No.	Aspects Interviewed	Answers	Notes
1.	How does the process of providing learning materials use the application?	In the online learning process, I use WhatsApp app to provide learning materials to students. Sometimes, I will give them a voice message in WhatsApp group chat that contains my explanation of the material to be taught. Also I ask them to first study the material through the books they have. Then if they don't understand the material, they can ask.	
2.	What books do you use as a support when teaching?	The books that I usually use are LKS books of Aspirasi publisher and also books of Erlangga publisher. In addition, students can also get learning materials from Google or I who download the material on Google, then share it with students through WhatsApp class groups.	
3.	Do you also take learning materials from other sources? How did you choose him?	Yes, it depends on the material being taught. I also ask students to look for video or audio of the conversation according to the material being taught.	
4.	Did you make your own defense material? What are some of your considerations in making the material?	Infrequently. Usually I only make my own questions for daily tests and monthly exams. I get a reference to make the question from LKS book or look at from the internet that corresponds to the material taught to students. Then, I modify the questions to be tested to students.	
5.	Digital Technology or what applications do you use when teaching teaching English? What is the reason you used it?	I usually only use WhatsApp to share learning materials. To check a students' attendance for each meeting, I sent students a link from FormsApp which connected to my Google	

		account. I also used Google Form to test students during monthly replays. As for daily assignments, students can send them via WhatsApp private chat.	
6.	How do you create assignments for students by using digital technology that you use?	<p>The question of tasks I sent via Google Form for monthly exams in the form of multiple choice questions. Then, for daily tasks in the form of short answers, I send them via WhatsApp. I asked them to write first on paper, then be photographed, and send them to me. That is way, they automatically also keep learning and re-reading the material. Because if I ask them directly to send the answer, they could copy it from the internet and the material is not reread. If there is a listening task, I send it using WhatsApp voice note. It can also be that the I ask to find verbs and verb changes and ask them to practice reading them by voice mail.</p> <p>For correction, I send test answers via Google Form makes it easy for me to auto correct students' answers. As for the exercise (not through Google Form), I had to rewrite their answer from the number 1-30, I write A, B, C, then I mark (the truth), so I do two corrections.</p>	
7.	What do you think of the integration of literature with digital literacy in teaching English activities?	<p>There are all sorts of learning apps. There's E-learning, Google Meet, Zoom. It depends on the teacher and the material taught to use which in integrating literature with digital literacy. Zoom application is usually for the first introduction because the application is easy to see the presence of students. It is just that they have quotas.</p>	

		<p>Meanwhile, E-learning, I do not use it because it is a bit difficult to use. So, I rarely use e-learning. Students also complained, unable to log in to the app. It is difficult to me. For me, the application that easiest to use is WhatsApp only.</p>	
8.	<p>What are several of the challenges you get when integrating literature with digital literacy in learning?</p>	<p>There are many challenges. If the learning is face-to-face, it will be easy to motivate them and can explain the learning materials directly. If online learning is only active children ask. That's the challenge. Knowing the child understands whether or not it is very difficult. Usually if face-to-face, when asked to understand or not, and students do not understand, we can repeat the explanation. If online we can not explain over and over again because the time is also a little bit, about 30 minutes / hour of lessons. This means that online learning is less useful, students do not know the teacher. Not effective. If face-to-face, we can know what kind of behavior and morals in the classroom, with the teacher how, with his friend, we can judge. If online class, I only know that this child is diligent and quick to collect tasks and often ask questions. "What kind of value? When is the value shared?". There are also children who do not attend in the learning activity. Then, there are many obstacles that occur, such as students do not have quotas, or because of the lelet network, etc.</p>	
9.	<p>How do you deal with the difficulty of</p>	<p>I ask them to open or watch Youtube videos or anything</p>	

	integrating literature with digital literacy?	related to the material. I also provide motivation to look for material from various sources and asked to always ask if they do not understand. It is different face-to-face, I can wait them and explain slowly if they don't understand.	
--	---	--	--

Appendix V Result of Interview with Students

Student A

Kelas: IX IPA 1

No.	Aspects Interviewed	Answers	Notes
1.	What learning apps do you use in teaching? and among the many applications, which apps help you the most when learning?	If the 1st semester was through the classroom and through the WhatsApp application, but disemester 2 has been rapkan e-learning system to facilitate everything there, in the 2nd semester is also sometimes through WhatsApp, and the provision of materials in the form of videos through YouTube and sometimes ulan-gan through G-Form. But for intensive daily learning usually use e-learning applications and WhatsApp	
2.	Are you having a hard time using learning apps? How do you guys handle it?	It used to be just because e learning is very new even just when it was immediately told to use it, then there is a little incomprehension. However, by looking at many YouTube tutorials and how to use them on one of the teaching materials from the teacher, there is no difficulty at all in using them.	
3.	Are you having trouble understanding the material presented in the app? How do you guys handle it?	Alhamdulillah, for understanding especially for teaching materials in the form of videos that are dropped there it is very understanding and not confusing, but sometimes there are difficulties in	

		understanding things that are easier to understand if face-to-face only, therefore learning by analyzing and evaluating the basis in order to develop and slowly understand is my way to overcome this.	
4.	Is there a role of the teacher in helping you master the material? What's it like for her to help you?	Very instrumental, I not only direct in answering questions, but also direct us to understand the problem. Mother also does not hesitate to open a space for those who do not understand to ask directly or even through a group so that others also understand	
5.	Have teacher ever used video, audio, or photos as a learning medium? How does she present it?	Yes, she has used the video and audio. I presented an audio in the form of an explanation of today's material. Of course to make it easier to understand. There is also a video with audio inside and text in order to illustrate for ourselves and think creatively and deeply. And there is also through images or writings relating to the material of the day to be understood and developed according to each other's thoughts, but still not distorted.	
6.	What do you think about learning using teaching apps?	For e-learning evaluation is quite good, Because there can be absent, CBT exams that are no justification so it is difficult to cheat, and teaching materials can be easily accessed. It's just that once again, for the 11th graders who in fact want to go up to the 12th grade, I	

		think a lot of materials and training groups and questions really need to be given periodically so that every day there is no empty time, because studying at home is difficult to concentrate, then this learning hours should really be used to learn so that really understand and can minimize the chances of incomprehension of learning concepts.	
--	--	---	--

Student B

Kelas: IX IPA 1

No.	Aspects Interviewed	Answers	Notes
1.	What learning apps do you use in teaching? and among the many applications, which apps help you the most when learning?	E-Learning	
2.	Are you having a hard time using learning apps? How do you guys handle it?	At the beginning of using E-Learning I had a hard time, I overcame it by looking at Google, Youtube, and asking friends.	
3.	Are you having trouble understanding the material presented in the app? How do you guys handle it?	Sometimes I have difficulties, I solve them by searching for material about the material on Google and Youtube	
4.	Is there a role of the teacher in helping you master the material? What's it like for her to help you?	There is a role of teacher in teaching. We can ask the teacher about material that we do not understand.	
5.	Have teacher ever used video, audio, or photos as	Yes, she has used audio and video. There was a	

	a learning medium? How does she present it?	teacher who used a video from Youtube and then sent it to WhatsApp or saw the video was Youtube. Some use audio, I record the explanation, others use photos.	
6.	What do you think about learning using teaching apps?	It's good, but there are certainly obstacles in using it. When you don't understand the material, you don't really understand learning apps and so on.	

Student C

Kelas: IX IPA 2

No.	Aspects Interviewed	Answers	Notes
1.	What learning apps do you use in teaching? and among the many applications, which apps help you the most when learning?	Web E-Learning Madrasah and WhatsApp	
2.	Are you having a hard time using learning apps? How do you guys handle it?	Yes, I'm having a little trouble. I deal with it by understanding myself or asking a friend.	
3.	Are you having trouble understanding the material presented in the app? How do you guys handle it?	Of course, it is difficult because the teacher only gives material, does not explain directly like an offline school so students are required to understand the material independently. Understand yourself or work with friends while working on task.	
4.	Is there a role of the teacher in helping you master the material? What's it like for her to	Less role, teachers more often share material to understand themselves and then give assignments	

	help you?		
5.	Have teacher ever used video, audio, or photos as a learning medium? How does she present it?	Yes, she has used video or audio. The teacher uploaded the material through a video of the material that I conveyed	
6.	What do you think about learning using teaching apps?	Less effective for students because more students are just ab-sen and the rest don't listen to learning. In my opinion, more effective offline schools	

Student D

Kelas: IX IPA 2

No.	Aspects Interviewed	Answers	Notes
1.	What learning apps do you use in teaching? and among the many applications, which apps help you the most when learning?	Google Classroom	
2.	Are you having a hard time using learning apps? How do you guys handle it?	Not too difficult, how to deal with it patiently and slowly in opening it	
3.	Are you having trouble understanding the material presented in the app? How do you guys handle it?	Not too hard either. Inevitably must be opened, overcome it patiently, wisely and slowly to be facilitated to understand it	
4.	Is there a role of the teacher in helping you master the material? What's it like for her to help you?	Yes, there is. She explained the various materials taught so that I understand enough about your explanation	
5.	Have teacher ever used video, audio, or photos as a learning medium? How does she present it?	Yes, she has used video. She presented her in file form, she also made audio with her voice. And she explains it in the audio..	
6.	What do you think about	Alhamdulillah, it is quite	

	learning using teaching apps?	easy to understand, not too easy and not too difficult	
--	-------------------------------	--	--

Student E

Kelas: IX IPA 3

No.	Aspects Interviewed	Answers	Notes
1.	What learning apps do you use in teaching? and among the many applications, which apps help you the most when learning?	Online schools now use E-Learning	
2.	Are you having a hard time using learning apps? How do you guys handle it?	I am not having a hard time using learning apps.	
3.	Are you having trouble understanding the material presented in the app? How do you guys handle it?	Sometimes it's hard. I handled it by asking a friend who understood	
4.	Is there a role of the teacher in helping you master the material? What's it like for her to help you?	There is a role of the teacher, she sent me a discussion video to help me	
5.	Have teacher ever used video, audio, or photos as a learning medium? How does she present it?	Once, teacher explained by using video	
6.	What do you think about learning using teaching apps?	It's a bit difficult because you have to understand your own lessons, different from face-to-face learning.	

Student F

Kelas: IX IPA 3

No.	Aspects Interviewed	Answers	Notes
1.	What learning apps do you use in teaching? and among the many	E-learning, Classroom, Zenius, Google, the most helpful it's the E-Learning	

	applications, which apps help you the most when learning?	app	
2.	Are you having a hard time using learning apps? How do you guys handle it?	Yes, I'm having a hard time. The way to solve it is that I ask the teacher what makes me difficult	
3.	Are you having trouble understanding the material presented in the app? How do you guys handle it?	Yes, I'm having a hard time. I search for material on Google and Youtube	
4.	Is there a role of the teacher in helping you master the material? What's it like for her to help you?	Yes, there is. She re explain in WhatsApp	
5.	Have teacher ever used video, audio, or photos as a learning medium? How does she present it?	Yes, she have. She review videos on Youtube, audio and photos and upload in E-Learning	
6.	What do you think about learning using teaching apps?	Very helpful, the material that has passed can be opened and studied again	

Appendix VI Consultation Notes

Advisor of contents and research methods

Name of advisor: Hj. Nani Hizriani, MA

DATE	NOTES	SIGNATURE
2020-11-28	<ul style="list-style-type: none"> • You should write teaching stages based on theory how teacher integrates literature with digital literacy • Bukan kolom (note) kosong. Jadi, tinggal di tik (√) apakah guru melaksanakan atau tidak • Pastikan kamu menemukan theory how to integrate literature with digital literacy. Itu akan jadi acuan untuk menulis di lembar observasi 	
2021-03-17	<ul style="list-style-type: none"> • Chapter I-III, so far it is good, if you collected your data, you can start writing chapter 4 • You can interview students to strengthen your data 	
2021-07-01	<ul style="list-style-type: none"> • In general your thesis is fine. I think you can register for the exam. • You just need to simplify your conclusion. Arrange your chapter V using number. So, it will be easy for the readers to understand the points 	

Advisor of language and writing techniques

Name of advisor: Afifah Linda Sari, M. Pd

DATE	NOTES	SIGNATURE
2020-11-27	<ul style="list-style-type: none"> • Cek procedure of integrating literature p.15-16, jadikan itu guide untuk observation. • Poin-poin pada teori tersebut dimasukkan ke lembar observasi 	
2021-03-25	<ul style="list-style-type: none"> • Judul skripsi untuk penyebutan kelas dan sekolah sudah dijelaskan di setting, sehingga untuk judul kalimatnya dibuat lebih efektif: “Integrating Literature with Digital Literacy in Teaching English at Senior High School.” • Hindari kutipan dalam kutipan. Cari sumber aslinya. Ibu temukan ada beberapa yang ditulis seperti “... quoted by” sama saja dengan “as cited in ...” Jadi, revisi dan temukan sumber aslinya (first hand) dimana artikel tersebut diambil. • Tambahkan ayat AL-Quran di backgroud of study beserta korelasinya dengan penelitian yang dilakukan. • Chapter 2 langsung ke teori Digital Literacy 	

	<ul style="list-style-type: none">• Chapter 3 cek kembali penggunaan grammarnya. Apabila sudah dilakukan penelitian dan bentuknya skripsi maka ganti dengan past tense• Baca lagi teori tentang teknik pengambilan data menggunakan dokumentation. Apakah sudah tepat dengan yang ditulis di bab 3 dan apakah perlu untuk menjawab RQ 1 dan 2?• Check observation field note. Apakah dari sheet itu mampu menjawab pertanyaan pada RQ 1? Di mana letak pertanyaan yang menunjukkan integrasi dari literatur dan digital literasi? Statement no. 1-5 dan 9-11 tidak ada hubungannya dengan integrasi.• Saran ibu, baca lagi teori tentang bagaimana mengintegrasikan literature dengan digital literacy. Jadikan itu sumber untuk membuat pernyataan pada observation sheet• Begitu juga pada interview guide, cocokkan dengan teori kemudian gunakan bahasa Inggris atau bahasa Indonesia dengan baik dan	
--	---	--

	<p>benar. Misalnya kata “pian” diganti dengan “Bapak atau Ibu”.</p> <ul style="list-style-type: none"> • Revisi selanjutnya kirim dalam bentuk word supaya ibu bisa memberikan comment langsung pada paragraf yang dibenarkan 	
2021-04-19	<ul style="list-style-type: none"> • Go ahead. I am going to check your thesis draft after you finish writing chapter 5 	
2021-07-01	<ul style="list-style-type: none"> • The conclusion does not have to be too long. So, it contains a summary of the answers to the research questions • When it has been revised later, send the complete thesis to me from the beginning (cover) to completion • Try to register for the exam in July 	

CURRICULUM VITAE

I. Personal Details

Name : Rif'aatunnisa
Place and Date of Birth : Banjarmasin, November 10th, 1997
Gender : Female
Marital Status : Single
Religion : Islam
Nationality : Indonesia
Parents : H. Achmad Yani and Hj. Hindunnisyah
Siblings : Hj.Arini, S.E; H. Syahrian Noor, SHi and
H. Fahrian Noor, S.Sos

II. Formal Educational Background

2002 – 2003 : TK Aisyiah Bustanul Athfal
2004 – 2010 : SD Muhammadiyah 08-10
2010 – 2013 : MTsN Mulawarman Banjarmasin
2013 – 2016 : MAN 3 Banjarmasin
2016 – 2021 : English Education Department of Antasari State
Islamic University Banjarmasin

III. Organization Experience

2016-2017 : Member of Antasari Cendekia