

CHAPTER III

***SUPER TAĦFĪZ* PROGRAM AT SEKOLAH DASAR ISLAMIC BILINGUAL SCIENCE MARTAPURA**

A. General Description of SD Islamic Bilingual Science

1. The Profile of School

Sekolah Dasar Islamic Bilingual Science (SD IBS) is a basic level of Islamic Education Institution organized by and within the Darul Hijrah Islamic Boarding School For Female environment. The address of this SD is at Jalan Batung Street, Rt. 002, Rw. 002 Cindai Alus Village, Martapura subdistrict, Banjar district, South of Kalimantan Province, Zip Code 70711 Po Box 1046.

The background is founded of SD IBS is to bridge the existing PAUD with the SMP level. In addition, this SD is also a contribution to the surrounding community in terms of education. Because, specifically for children in the RT, the boarding environment is free of charge.¹

2. The Purposes, Visions and Mission of School

Sekolah Dasar IBS also has purposes, visions and missions like other schools in general. The purposes of SD IBS are:

1. Able to create Muslim virtuous of children

¹Widi Nugroho, as the Principal of Sekolah Dasar Islamic Bilingual Science Martapura, Interview online, 25 of June, 2021.

2. Able to improve the appreciation and practice of Islamic knowledge and science for the students.
3. Able to understand aspects of Islamic personality for students.
4. Able to understand Islamic Science to students.
5. Able to organize the learning Arabic as the language of religion and English as the language of science and information.

The vision of SD IBS is the realization of quality and competitive students. While the mission is: (1) Forming pious and broad-minded Muslim children to continue the ulul albab tradition; (2) Realizing an innovative school in combining aspects of *shakhsiyyah Islamiyah*, *thaqafah Islamiyah*, Islamic knowledge, and mastering the basics of Arabic and English language skills.

3. Management Structure of School

The management structure of SD IBS is as follows:

- The Foundation Protector : The Foundation of Darul Hijrah
For Female
- Headmaster : Nugroho Widi Susanto, S.Pd.I
- Treasure : Isnawati, S.Pd
- Administration : Nor Azizah
Nadila Yuliana
- The Homeroom teacher of 1 A : Mega Selvia Rachmawati, S.Pd
- The Homeroom teacher of 1 B : Isnawati, S.Pd

- The Homeroom teacher of 2 A : Luthfi Rijalul Fikri, S.Pd
- The Homeroom teacher of 2 B : Noor Arissa Milasari, S.Pd
- The Homeroom teacher of 3 A : Listia, S.Pd
- The Homeroom teacher of 3 B : Marhanah, S.Pd
- The Homeroom teacher of 4 : Febria Nurhayati, S.Pd
- The Homeroom teacher of 5: Karimah Noor Yanti, S.Pd, S.Th.I

4. The Condition of Teacher and Students at School

List of the teacher's name at SD IBS

No.	Name	Education	Profession	Information
1.	Nugroho Widi Susanto, S.Pd.I	S-1	Headmaster	PNS
2.	Karimah Noor Yanti, S.Th.I	S-1	Classroom teacher	NON-PNS
3.	Febria Nur Hayati, S.Pd	S-1	Classroom teacher	NON-PNS
4.	Listia, S.Pd	S-1	Classroom teacher	NON-PNS
5.	Marhanah, S.Pd	S-1	Classroom teacher	NON-PNS
6.	Luthfi Rijalul Fikri,S.Pd	S-1	Classroom teacher	NON-PNS
7.	Noor Arisa Milasari, S.Pd	S-1	Classroom teacher	NON-PNS
8.	Isnawati, S.Pd	S-1	Classroom teacher	NON-PNS
9.	Mega Selvia Rahmawati, S.Pd	S-1	Classroom teacher	NON-PNS

10.	Nor Azizah	SMA	Teacher of Mulok	NON-PNS
11.	Nadila Yuliana	SMA	Teacher of Mulok	NON-PNS
12.	Misbah	SMA	Teacher of Mulok	NON-PNS
13.	Dewi syifa	SMA	Teacher of Mulok	NON-PNS
14.	Nunung Hidayah	SMA	Teacher of Mulok	NON-PNS
15.	Sulis Setiawati	SMA	Teacher of Mulok	NON-PNS
16.	Syarifah Rabiatul Adawiyah	SMA	Teacher of Mulok	NON-PNS
17.	Syarifah Zulfaturridha	SMA	Teacher of Mulok	NON-PNS

The total of students at SD IBS

Gender	Class 1	Class 2	Class 3	Class 4	Class 5	Total
Man	21	14	21	13	10	79
Girl	28	15	19	6	6	74
Total						153

The number of Study groups at SD IBS

Class 1	Class 2	Class 3	Class 4	Class 5	Class 6	Total
2	2	2	1	1	-	8

5. Facilities and Activities of School

The number of condition infrastructure at SD IBS

No.	Infrastructure	Total	Explanations
1.	Class	8	Good
2.	Office	1	Good
3.	<i>Mușala</i>	1	Good
4.	Toilet	8	Good
5.	School field	1	Good

The condition of schoolbook at SD IBS

No.	Book type	Total	Explanations
1.	Package Book	42	Good
2.	Local Content Book	58	Good
3.	Support Book	40	Good

The Inventory are:

No.	Type	Total Unit	Explanations
1.	Table	155	Good

2.	Chair	155	Good
3.	Table of teacher	17	Good
4.	Chair of teacher	17	Good
5.	Sofa for guest	4	Good
6.	Whiteboard	3	Good
7.	Bookself	6	Good
8.	Cupboard	8	Good
9.	Data board	1	Good
10.	Fan	11	Good

The student activities at SD IBS include: (1) Reading the Qur'an; (2) *Duhâ* prayer; (3) *Dhuhûr* prayer; (4) Pray Together; (5) *Muhâdatsah*; (6) *Muhâdarah*; (7) *Muraja'ah*; (8) PHBI; (9) PHBN; (10) Extra Curricular (Scouting, *Habsyi*, Silat, etc.).

6. Memorizing the Qur'an Activities at SD IBS

The *tahfîz* learning process at SD IBS is carried out every day, namely memorizing activities in the morning and *muraja'ah* activities after the midday of prayer. In the morning they will add the new memorization, and after *dhuhûr* they will *muraja'ah* the old memorization. Each class is guided by one teacher of the Qur'an, where the number of students in each class is different.

SD IBS used the *Super Tahfîz* method in memorizing the Qur'an. All students are required to memorize at least one verse every day. When finished the memorizing of one *Sûrah* will *muraja'ah* repeatedly until frequent. If it is memorized, then the teacher adds new of memorization. The target of memorization in this school is not too much, because the time is used more *muraja'ah* than added memorization.

The *tahfîz* teachers at Sekolah Dasar Islamic Bilingual Science, namely:

No.	Name	Class
1.	Syarifah Rabi'atul Adawiyah	Class 1 A
2.	Sulis Setyawati	Class 1 B
3.	Nunung Hidayah	Class 2 A
4.	Nadila Yuliana	Class 2 B
5.	Dewi Syifa	Class 3 A
6.	Nor Azizah	Class 3 B
7.	Zulfa	Class 4
8.	Misbah	Class 5

In teaching and learning activities, of course, there is a target so that the desired goal is achieved. Likewise, the target of memorizing the Qur'an of

students at Sekolah Dasar IBS is different according to the grade level. The memorization targets are as follows:

No.	Class	The Target of memorization
1.	Class 1	an- Nâs - al-Mâ'ûn
2.	Class 2	al-Quraish - az-Zalzalah
3.	Class 3	al-Bayyinah - al-Lail
4.	Class 4	ash-shams - aţ-ţâriq
5.	Class 5	al-Burûj – al-infiţâr

So, students will memorize all of *juz 'amma* after graduated from this SD Islamic Bilingual Science. The evaluation learning of memorizing the Qur'an is carried out once a week, the Mid-Semester Examination and the Final Semester Examination.

B. *Super Tahfîz* Program

1. The Meaning of *Super Tahfîz* Method

This *Super Tahfîz* method was founded by Ustadh Muhammad Marzuqi Ihsan. This method is the result of 10-11 year study at the Islamic Childcare Center and *Tahfîz al-Qur'an "Permata Averroes"* Bandar Baru Bangi, Selangor, Malaysia since 2004-2015. Then, in 2015 the *Super Tahfîz* training began to be held in Indonesia, Malaysia and Singapore, and *Alhamdulillah* after being implemented the results were very satisfying starting from early childhood, elementary, middle and adults.

The *Super Tahfîz* method has a *juz 'Amma Phonics* book as a guidebook for memorizing the Qur'an. *Juz 'Amma Phonics* or phonetics is arranged using *taqti'* system or the beheading of the verse based on sound or non-syllable reading, and this method is very good for practicing correct reading of *tajwîd* and *makhraj*, even for those who are still illiterate. This technique also makes it easier for students to follow the teacher's reading because it is shorter and easier to follow. Like the children aged 3 years in general, they can "talk" even though they cannot read and write. Because they often hear the sound of their mother tongue repeatedly. This method is also used by the Prophet Muhammad PBUH. when memorizing the Qur'an with Gabriel As.

Therefore, using this method is expected to help the community and reduce their burden in memorizing the Qur'an. So that they can enjoy the beauty and greatness of the Qur'an, as well as educational institutions, especially PAUD and family institutions who crave for pious children *hâfîz al-Qur'an* from an early age and friends of converts who really need guidance in memorizing the Qur'an.²

2. The Visions and Missions of *Super Tahfîz* Method

The Visions:

²Muhammad Marzuqi Ihsan, *Juz 'Amma Phonics 1: Al-Fâtihah – Al-Âdiyât* (Sidoarjo: Mardhotillah Press, 2019), Cet. III.

1. Give birth to a child who memorizes the Qur'an at an early age, basic, teenager or adult age.
2. Strengthen the institution of the Qur'an family so that it becomes an inspiration for their children.
3. Strengthen the education system and teaching based on *tahfîz al-Qur'an* in the community.
4. Develop an education and teaching system based on the Qur'an in *kâffah* or holistic and integrated manner.

The Missions:

1. Holding a *Super Tahfîz* parenting seminar.
 2. Holding of seminars, training, and certification for *Super Tahfîz* teachers.
 3. holding *Super Tahfîz* social service..
 4. Building a *Super Tahfîz* model of educational and teaching institutions.
 5. Publishing books and magazines of *Super Tahfîz*.
3. *Juz 'Amma* Phonics Guide

There are several guidelines for using the *Juz Amma* Phonics book, namely:

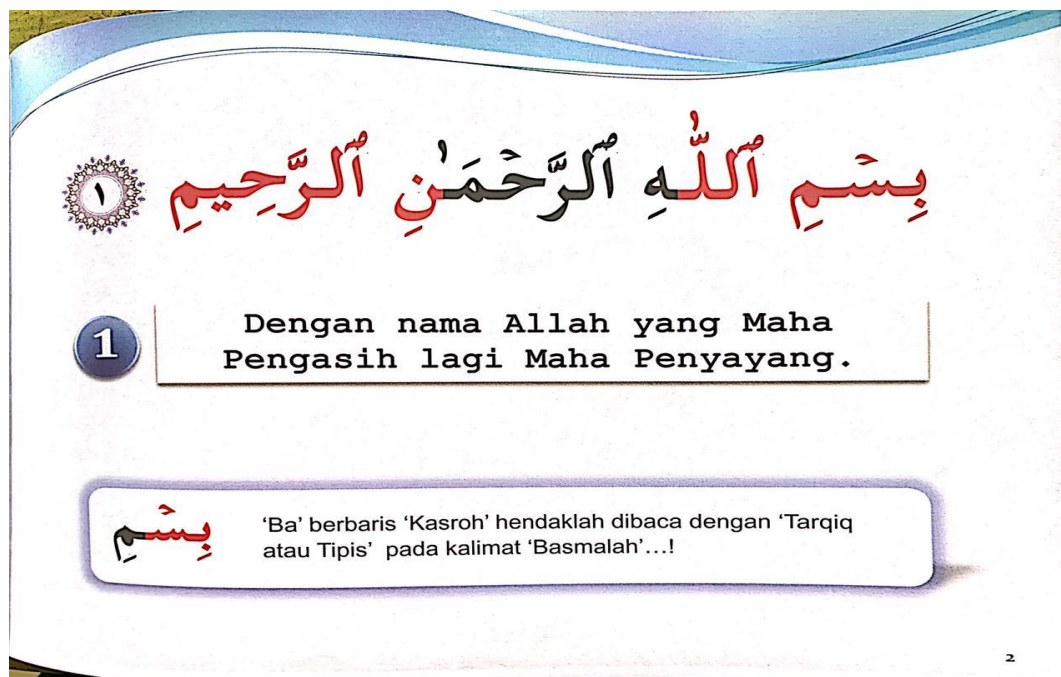
1. The verse must be read by sound not syllable, it can be 2 sounds or 3 sounds, so that the *tajwîd* and *makhraj* are clear and easy for children to memorize

the Qur'an. To facilitate its application, here's how the *taqti'* or cut the verse:

- First : Stop at *sukun* or consonants.
- Second : Stop at *mad* or long
- Third : Stop at *tashdîd* or *syiddah*.
- Fourth : Stop on the law of nun or mim *sukun* such as *ikhfâ'*, *idgham*, etc.
- Fifth : Stop at *waqaf* or stop sign.
- Sixth : If you have to stop at vowel, make sure you press the end of the sound so that the sound doesn't become two letters.
- Seventh : If a vowel is preceded by *mad*, *tashdîd* and *sukun*, the end sound of the letter should also be pressed so that it is not long.

2. *Taqti'* or cutting the verses based on the sound. The purpose is to maintain reading of *tajwîd* and *makhraj* which is obligatory or *fard' Ain* in reading the Qur'an. So, that if the reading is correct then the meaning is also preserved, but if the reading is wrong it will result in change in the meaning of the verse.
3. The letters with *tashdîd* are marked with green color or line below it, as well as *alif lam qamariyyah* are also marked with the line below.

4. For the beginners, such as children on aged 4 years, can be spoken 2-3 voices. Because, their language skills are still limited, but after 5-6 years of age or above, such as elementary or junior high schools, can be spoken 4-6 voices at once if not burdensome. For example Q.S. al-Kauthar, as follows:




بِسْمِ اللَّهِ الرَّحْمَنِ الرَّحِيمِ


1 Dengan nama Allah yang Maha Pengasih lagi Maha Penyayang.

بِسْمِ 'Ba' berbaris 'Kasroh' hendaklah dibaca dengan 'Tarqiq atau Tipis' pada kalimat 'Basmalah'...!

(1)


إِنَّا أَعْطَيْنَكَ الْكَوْثَرَ

1 **Sungguh, Kami telah memberimu (Muhammad) nikmat yang banyak.**


 Jika 'Nun bertasydid' hendaklah dibaca dengung sepanjang 2 harokat dan hukum bacaannya ialah 'Wajibul Ghunnah'.

(2)


فَصَلِّ لِرَبِّكَ وَأَنْحَرْ

2 **Maka dirikanlah solat karena Tuhanmu, dan berkorbanlah (untuk mendekatkan diri Kepada-Nya).**


 Jika 'Nun Sukun atau Mati' bertemu dengan 'Ha' hendaklah dibaca dengan terang dan jelas tanpa dengung, dan hukum bacaannya ialah 'Idzhar Halqi'.

(3)




إِنَّ شَانِئَكَ هُوَ الْأَبْتَرُ

3
 Sungguh, orang-orang yang membencimu merekalah yang terputus dari rahmat Allah.


 Apabila ada 'Nun Bertasydid' hendaklah dibaca dengan dengung sepanjang 2 harokat, dan hukum bacaannya ialah 'Wajibul Ghunnah'.

(4)

4. The Stages of Memorizing the *Super Tahfîz* Method

There are 3 stages of memorizing the *Super Tahfîz* method, namely:

- 1) *Talqîn* Memorizing: The target is that every student is expected to be able to memorize correctly their *tajwîd* and *makhraj* through *talqîn/talaqqi* from the teacher or Muqri, even though they cannot read or write the Qur'an.
- 2) *Isyârat* Memorization: The target is that students are able to understand the meaning of each verse with *isyârat* as a way to easily remember.
- 3) Random Memorization: The target can be found that every student is able to memorize verses sequentially or randomly.

There are 3 levels of memorizing the Qur'an with the *Super Tahfîz* method, namely:

1) *Tamhidi*, namely familiarizing children first with *tahfîz al-Qur'an*.

The goal is that children feel comfortable and like the *tahfîz* program without compulsion. For this level, usually in the day only maximum of 1 verse, so that in 300 days or not until a year the child can memorize 1 juz correctly *tajwîd* and *makhraj* and memorized *mutqîn*. Then, if the children are really ready and comfortable with this level program, then proceed to the next level.

2) *I'dadi*, at this level, because the child is already used to rote memorization, the target for memorization can be added by 1-2 lines a day. If you are consistent, in a year you can memorize 2-3 juz.

3) *Takmili* is the next level, which is 2-3 lines a day. If you are consistent, in a year you can memorize 3-4 juz with *mutqîn* and the *tajwîd* and *makhraj* are also correct.

5. Memorization's Target

1. To prepare a "lesson plan" or teaching plan, the method of counting is based on lines, while the teaching method is pronounced by sound.
2. Comparison of memorization time is 20% - 30% : 70% - 80% namely 20% - 30% for new memorization and 70% - 80% for *muraja'ah* of memorization. So, if the time used to repeat is more than the time used to add the memorization becomes *mutqîn*. Then use 2+1, which is 2

hours for repeating, 1 hour at school and 1 hour at home or dormitory, and 1 hour for new memorization.

3. As for how to repeat memorization for early childhood at school, it can be through *ḍuḥâ prayer*. As for elementary school children and above, it can be before or after prayer and before starting a new memorization. If you repeat it at home with your parents, you can do it after Maghrib or after Fajr prayer.
4. To facilitate communication between schools and parents, then need a Messages Book is needed to record all children's activities both at school and at home. Because children's education is shared responsibility.
5. Usually, if you read a maximum of 1 line a day in 1 hour with 200 active school days, the children will be able to memorize more or less 32 *sûrahs* of *Juz 'Amma* in 1 year. However, if it is read 1-2 lines a day in 1 hour with 200 days of active school time, the children will be able to memorize 48 *sûrahs* of *Juz 'Amma* in 1 year. So, if you start from the age of 4 years, then children have memorized at least 2 juz, namely juz 29 and 30 before entering to elementary school.
6. Use the main time for *tahfîz*, as this will guarantee the time after. Usually the first 2 hours of school are very good for *tahfîz*, the more time for *tahfîz* at school better of the results, and vice versa.

6. The Advantages of *Juz 'Amma* Phonics:

1. It has been exemplified the technique of beheading verses/cutting verses based on sound, making it easier for teachers, students and parents in the teaching *tahfīz* and repeating it at home.
2. Divided into 5 volumes of “Full Color” or colorful so that it is more interesting and liked by children.
3. It can be purchased per volume, it doesn't have to be 1 set so it's cheaper and not burdensome.
4. Also provided black and white model as an even cheaper option.
5. Very effective, because it can be used by all circles, even by women who are unable to attend because this is not a mushaf.
6. It is more practical because children can classify their memorization and *muraja'ah* based on the volume that has been memorized.
7. Using the *Uthmani Rasm* narrated by Abû Dâwud so comfortable with the Qur'anic text or the *Uthmani Medina Rasm* text.