

Appendix I

Translation of Qur'an

Surah	Translation	
	English	Indonesian
Al-Alaq verse 4	Who taught (human) with a pen	Yang mengajar (manusia) dengan pena
Ali Imran verse 159	It was by the mercy of Allah that thou wast lenient with them (O Muhammad), for it thou hadst been stern and fierce of heart they would have dispersed from round about thee. So pardon them ask forgiveness for them and consult with them upon the conduct of affairs. And when thou art resolved, the put they trust in Allah. Lo! Allah loveth those who put their trust (in Him).	Maka disebabkan rahmat dari Allah-lah kamu berlaku lemah lembut terhadap mereka. Sekiranya kamu bersikap keras lagi berhati kasar, tentulah mereka menjauhkan diri dari sekelilingmu. Karena itu maafkanlah mereka, mohonkanlah ampun bagi mereka, dan bermusyawaratlah dengan mereka dalam urusan itu. Kemudian apabila kamu telah membulatkan tekad, maka bertawakkallah kepada

		Allah. Sesungguhnya Allah menyukai orang-orang yang bertawakkal kepada-Nya.
--	--	---

Appendix II

Observation checklist

No	Class Activity	Checklist
1.	The teacher opens the lesson by saying greetings	
2.	Students answer greetings from the teacher	
3.	The teacher conveys the purpose of learning	
4.	The teacher gives an indication of the material to be delivered	
5.	Students are active in listening, listens to directions from the teacher	
6.	The teacher starts the core activity with a good presenter	
7.	The teacher gives examples of the material and sends on WhatsApp	
8.	The teacher asks about students' difficulties regarding the material	
9.	Students respond to questions from the teacher well	
10.	Interaction in the class goes well	
11.	The teacher asks students to make paragraphs as exemplified	
11.	Students are asked to work on their own according to their own abilities and collect in Google Classroom	
12.	The teacher closes the lesson by giving a review of the material	

Appendix III

INTERVIEW WITH THE TEACHER OF ENGLISH LESSON

Name: Edwin Yulisar, S.Pd

Date: Wednesday, August 24th 2021

Place: MTsN 2 Hulu Sungai Tengah

No.	Question
1.	What learning model is used?
2.	Do you often use <i>corrective feedback</i> ?
3.	What kind category of <i>written corrective feedback</i> do you often use?
4.	Was the <i>corrective feedback</i> you gave clear and easy to understand?
5.	Did you immediately correct the mistakes in the student's written?
6.	Whether <i>corrective feedback</i> that you provide can increase the ability of students, especially in writing?
7.	Will students be motivated to improve their writing?
8.	Are the grades you gave appropriate to the student's abilities?
9.	Is <i>corrective feedback important</i> for students?

Script of the Interview

Interviewer	: Assalamu'alaikum, mohon maaf mengganggu waktunya Pak.
Respondent	: Wa'alaikumsalam, ada yang bisa saya bantu?
Interviewer	: Iya Bapak, disini saya ingin menindak lanjuti penelitian saya tentang <i>corrective feedback</i> pada <i>writing skills</i> pelajaran bahasa inggris dan ingin memberikan pertanyaan kepada Bapak. Dalam pembelajaran bahasa inggris khususnya dalam kegiatan menulis, model pembelajaran seperti apa yang Bapak terapkan di kelas?
Respondent	: Untuk procedure text kaitannya dengan kurikulum 2013, model yang kami terapkan adalah dengan cara modeling. Pertama kita berikan contoh seperti apa procedure text itu, berdasarkan contoh yang diberikan, kemudian siswa berusaha untuk membuat seperti contoh. Untuk langkah selanjutnya, biasanya kami memberikan tugas individual, tujuannya agar siswa bisa lebih memahami bagaimana cara membuat procedure text berdasarkan model yang pernah diberikan.
Interviewer	: Kemudian dari karangan tersebut, apakah Bapak sering memberikan corrective feedback?
Respondent	: Iya, kami berpendapat bahwa setiap pekerjaan siswa yang kita koreksi itu akan berpengaruh terhadap terutama motivasi siswa untuk belajar. Karena seperti yang kita tahu juga suatu hasil karya yang dinilai atau dikoreksi itu siswa akan merasaa ada perhatian,

	sehingga tugas selanjutnya siswa akan lebih teliti lagi dalam mengerjakan tugas.
Interviewer	: Apakah <i>corrective feedback</i> yang bapak berikan kepada siswa akan mampu menambah kemampuan siswa dalam bahasa inggris terutama kegiatan menulis?
Respondent	: Saya yakin bahwa suatu pekerjaan siswa yang dikoreksi itu setidaknya ketika dikoreksi secara klasikal, siswa akan langsung tau. Minimal, oh tadi saya salah dalam penulisannya, sehingga ketika ada tugas berikutnya siswa sudah memiliki gambaran.
Interviewer	: Menurut bapak, apakah siswa akan termotivasi untuk memperbaiki tulisannya terutama dalam procedure text ini pak?
Repondent	: Saya yakin akan berpengaruh besar, maka kamibiasanya dalam memberikan tugas itu karena pertimbangan waktu juga, maka kami berusaha obyektif. Namun pada saatnya juga, siswa juga diberi tugas yang penilaiannya bisa subyektif.
Interviewer	: Baik pak, menurut bapak <i>corrective feedback</i> itu penting atau tidak bagi siswa kedepannya?
Respondent	: Menurut saya penting, karena kalau tidak ada maka siswa bisa merasa tidak adanya perhatian dari guru, jadi jika itu tidak dilakukan maka motivasi siswa akan berkurang dan jika mereka nanti diberikan tugas mungkin akan merasa semacam malas karena hasilnya tidak diberikan, bagaimana hasil pekerjaannya tersebut.

Interviewer	: Untuk tugas yang dikumpulkan apakah bapak sering memberikan <i>corrective feedback</i> dalam bentuk coretan pada karangan siswa?
Repondent	: Ya seperti yang dijelaskan tadi, seperti tugas procedure text itu tentunya saya memberikan <i>corrective feedback</i> berupa coretan, maupun keterangan tulisan mengenai kesalahan pada siswa agar kedepannya siswa bisa tahu dan paham, dan bisa membenahi kesalahan tulisan yang mereka buat.
Interviewer	: Mohon maaf bapak, setelah di analisis, ternyata masih ada beberapa kata yang salah pada karangan siswa, namun tidak bapak benarkan, lalu ada juga beberapa kesalahan siswa yang sama saat menulis, tapi bapak memberikan <i>corrective feedback</i> yang berbeda. Mengapa terjadi hal seperti itu pak?
Respondent	: Ya mungkin saya kurang teliti saat memeriksanya karena banyak yang diperiksa dan karena sedang pandemi dan pengajaran juga online jadi agak susah untuk memberikan koreksi karena tidak bisa seperti dulu saat pengumpulan tugas secara langsung bukan lewat aplikasi Google classroom.
Interviewer	: Baik bapak, saya kira cukup sekian, terima kasih atas waktunya, Wassalamu'alaikumsalam warohmatullahi wabarakaatuh..
Respondent	: Wa'alaikumsalam warohmatullohi wabarokaatuh..

Appendix IV

Interview Question to Students

1. Do you feel that the teacher corrective feedback are useful and helpful?
Why?
2. Do you think that corrective feedback that the teacher gave effective and clear? Why?
3. What kind of feedback do you prefer for the teacher?

Interview Data

Student 1	<ol style="list-style-type: none"> 1. yes it is very useful and helpful because sometimes I write wrong so the teacher helps give correct corrections 2. very clear and easy to understand 3. nothing, because I think the correction given by the teacher is very clear and easy to understand
Student 2	<ol style="list-style-type: none"> 1. yes, very helpful, because the teacher seems to respond to assignments from students, so I think it can help and improve writing skills and can increase the enthusiasm for learning too 2. I think it's clear but I need some time to understand it

	<p>3. no, because in my opinion the teacher's way of giving feedback and the teacher's way of teaching is already fun</p>
Student 3	<p>1. yes, it is very helpful because the feedback from the teacher helps me to be even more enthusiastic about learning English</p> <p>2. clear and easy to understand</p> <p>3. In my opinion, to be more specific in giving feedback, for example, if there is an error in doing their job, you can tell me where the error is.</p>
Student 4	<p>1. Yes, because if I have an error in writing a procedure text and the teacher gives feedback, so I know what mistakes and correct writing are, and it really helps to improve my writing skills.</p> <p>2. It's clear and easy to understand</p> <p>3. I don't think there is any, because the teacher usually has the material before giving the assignment and it is very clear, so if the feedback is just additional knowledge.</p>
Student 5	<p>1. Yes, I think when the teacher gives feedback it makes it easier and improves writing skills in English.</p> <p>2. It's clear and very understandable</p>

	<p>3. In my opinion, it is good and it has also improved my writing skills.</p>
Student 6	<p>1. Yes, it is very helpful and gives motivation and enthusiasm to do other tasks, even the teacher always gives feedback on every task the teacher gives so we who do the assignment feel more appreciated by the teacher.</p> <p>2. For me there has been no specific correction from the teacher because usually the teacher only gives feedback in the form of praise, I don't know what it is like to other students, so I sometimes get confused whether my writing is correct or something is still wrong.</p> <p>3. We want feedback from the teacher to make us more enthusiastic and do our work, so we are excited to do our work and feel that our work is appreciated.</p>
Student 7	<p>1. Yes, it helps, because with the teacher giving corrections on my assignment, I know where the error is</p> <p>2. Clear and easy to understand</p> <p>3. Feedback is like a teacher because it makes it easier and improves writing skills.</p>

Student 8	<ol style="list-style-type: none"> 1. As for my writing skills, it doesn't improve much but at least there is additional knowledge and insight given by the teacher 2. Already and can be understood 3. If I'm used to the feedback given by the teacher and if I'm not able to give better advice, what can I do?
Student 9	<ol style="list-style-type: none"> 1. Yes it is very helpful, because I feel that it helps when the teacher gives feedback, the teacher uses English and I think it can help improve English writing skills because the teacher giving feedback can increase vocabulary knowledge 2. It's clear and easy to understand 3. In my opinion, the feedback from the teacher is quite helpful, but to make it even easier I want the teacher to use more words than just signs in giving corrections so that it is easier for me to understand where the mistakes are and the correct way of writing.
Student 10	<ol style="list-style-type: none"> 1. Quite helpful, because I was told where the error was, so I could fix it 2. Pretty clear, then I know where the error is so I understand

	<p>3. It is notified where the error is and continues to explain what is right, don't just give a sign in the form of an underscore</p>
Student 11	<p>1. Yes, it helps, because the teacher responds to student assignments, so I think it can improve writing skills and can also increase enthusiasm in learning</p> <p>2. I think the correction teacher is easy to understand and clear</p> <p>3. Oooh, if the teacher is very good, it can help me to improve my writing skills.</p>
Student 12	<p>1. Yes, it is very helpful, because it uses communicative language. in online learning activities, hopefully the teachers can teach more programmatically. I didn't find any problem. however, he hopes to be able to control learning activities at home well.</p> <p>2. Yes, very clear and easy to understand</p> <p>3. I want teachers to be able to diligently monitor the performance of our writing skills, check for mistakes and help teach us how to write correctly so that we can improve our writing skills.</p>
Student 13	<p>1. Maybe not, because usually the teacher only praises</p> <p>2. Quite clear</p>

	3. Clear and detailed feedback, don't just sign
Student 14	<ol style="list-style-type: none"> 1. It helps, sometimes if I make a mistake in writing, I know it with the feedback given by the teacher 2. Yes, the teacher's correction is clear and easy to understand 3. To improve writing skills it seems necessary to provide clear corrections and write down the mistakes in detail.
Student 15	<ol style="list-style-type: none"> 1. In my opinion, the feedback given by the teacher is enough to improve writing skills because the explanations are quite clear, complete and easy to understand 2. - 3. In my opinion, feedback as usual is easy and understandable and can improve writing skills, so I want feedback as usual
Student 16	<ol style="list-style-type: none"> 1. The teacher wants to notify the error in the assignment and is accompanied by a complete and detailed explanation, if I just sign sometimes I get confused about what to do
Student 17	<ol style="list-style-type: none"> 1. Yes, it helps, the feedback given by the teacher can improve writing skills. 2. clear and easy to understand

	<p>3. In my opinion, what is easy to understand is to give advice and if possible, an incorrect answer can be explained in which part so that it can be improved and practiced again.</p>
Student 18	<p>1. I think the feedback given by the teacher motivates me</p> <p>2. Clear and easy to understand</p> <p>3. Want something clear and easy to understand</p>
Student 19	<p>1. Hmm.. I think the feedback given by the teacher is quite helpful to improve writing skills, because every time the teacher gives feedback I know where the error is</p> <p>2. Yes, the teacher always gives clear, concise and easy-to-understand feedback</p> <p>3. If I don't mind the feedback the teacher gives</p>
Student 20	<p>1. Yes, because it gives the spirit to add more insight in writing English</p> <p>2. Thank God I can understand</p> <p>3. If you can provide more clear and detailed feedback</p>
Student 21	<p>1. For me, I don't improve my writing skills because it's just words, if you meet the teacher directly, it's a little enthusiastic</p> <p>2. Clear and easy to understand</p>

	<p>3. Nothing makes me improve my writing skills because I'm only at home and I want to be face-to-face</p>
Student 22	<p>1. In my opinion, feedback is very helpful, because I can find out the mistakes in the assignment, corrections from the teacher also help me improve the words I write so that I can improve my writing skills and of course can give higher marks on assignments</p> <p>2. In my opinion, the teacher's correction is a little easier to understand</p> <p>3. Nothing, I think what the teacher gave is very clear</p>
Student 23	<p>1. Nothing, the feedback the teacher gave is good, if there is a mistake, correct it, if there is nothing wrong, it will be given an appreciation</p>
Student 24	<p>1. Yes, I think feedback from the teacher is very helpful in improving English writing skills</p> <p>2. It helps</p> <p>3. If based on what I want the feedback to be mentioned in what part is lacking, for example, am I lacking in writing English words</p>
Student 25	<p>1. 1. In my opinion, the feedback given by the teacher is very helpful to improve writing skills</p>

	<ol style="list-style-type: none">2. I think it's easy to understand3. From me, I want feedback that is clear and easy to understand. I want a more detailed feedback so that it can be more easily understood.
--	--

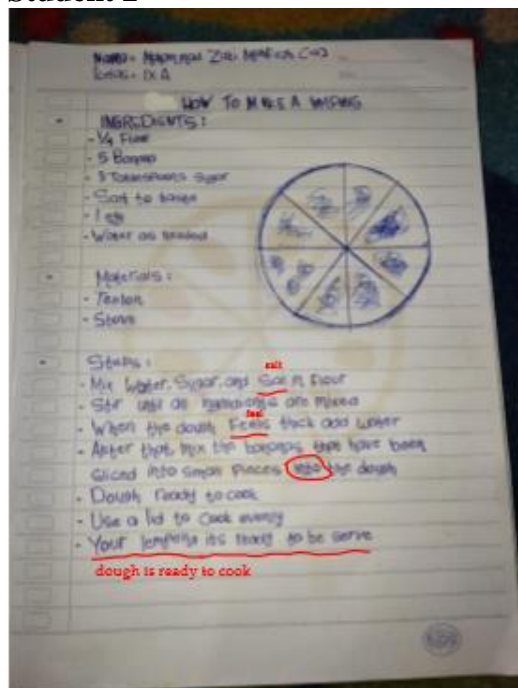
Appendix V

Students Writing

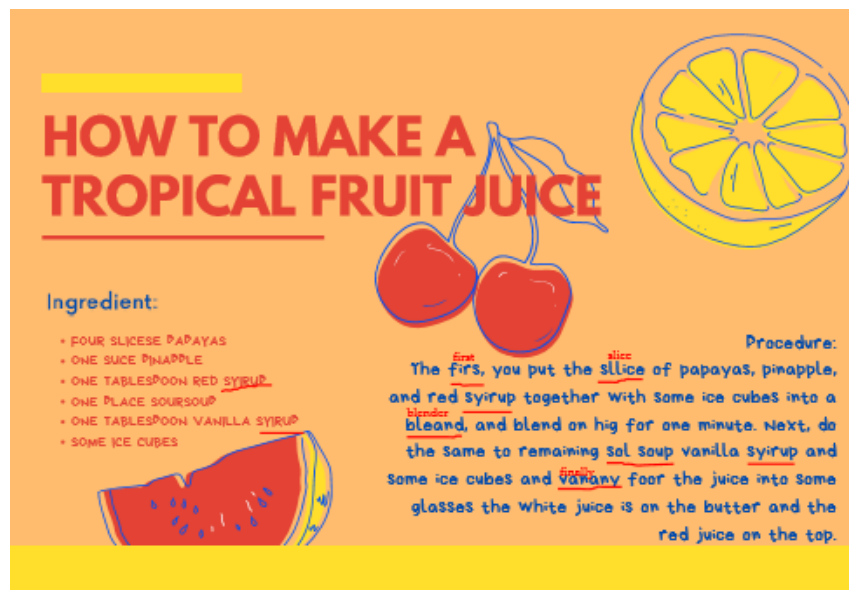
1. Student 1



2. Student 2



3. Student 3



HOW TO MAKE A TROPICAL FRUIT JUICE

Ingredient:

- FOUR SLICES PAPAYAS
- ONE SLICE PINEAPPLE
- ONE TABLESPOON RED SYRUP
- ONE PLACE SOURSOP
- ONE TABLESPOON VANILLA SYRUP
- SOME ICE CUBES

Procedure:

The first, you put the slice of papayas, pineapple, and red syrup together with some ice cubes into a blender, and blend on high for one minute. Next, do the same to remaining sour soup vanilla syrup and some ice cubes and ~~vanilla~~ pour the juice into some glasses the white juice is on the bottom and the red juice on the top.

4. Student 4



HOW MAKE CUPE ENERGEN

cup

- First energen
- Spoon sugar
- Glass
- Waters

Firstly, energen put in glass. After that, add water to the cup glass. Next, add sugar into the glass. Stir it with spoon and drink it.

5. Student 5

HOW TO MAKE MARTABE JUICE



Ingredients:

- Markisa
- Terong belanda
- Ice
- Milk
- Water

Materials:

- Glass
- Juice juice bukan materialnya

First, wash the martabe until clean, next cut a martabe and syuare part then redy ajice after clean to come a martabe to juice plus water and ice than juice martabe until unick after that pour the juice to deep bowl and filter a juice, make then pour juice to a glasses plus a ice to glass then pour a milk an above a juice martabe and mix juice martabe than ready all juice martabe finally sive a juice martabe for all special teacher.

gave

6. Student 6

HOW TO MAKW A SIMPLE DONUT



Ingredients:

- 200 cc of Water
- Instant yeast
- 1 kg flour
- Sugar
- Butter
- Powder milk
- Eggs
- Salt

First, mix two egg, use a spoon, and after that enter this flour, sugar, milk, salt, and butter, mix these materi and then don't forget to put the yest in the dough. Knead until smooth and set a side in a containes. Next, cover tightly and let it since 20 minutes. After that, take one table spoon of dough and around and let it cold sprinkle with powdered sugar chocolate. Finally, a simple donut ready to serve.

7. Student 7



8. Student 8

How to make dragon juice

Cut the dragon fruit into small pieces and add it into the blender, add four teaspoons of sugar and pour two glass^s of water, after that, add some ice^s cubes, blend it until the ingredients are mixed, pour the juice into the glass and pour it with white liquid milk on the juice, dragon fruit juice is ready to be enjoyed.

ingredient nya mana ?

9. Student 9



10. Student 10



11. Student 11



12. Student 12

How to make juice orange

Firstly, take a orange, after that washed. Next, then cut and that ^{put} food the orange on belender, mix sugar after that wait until four minutes after that food at juice on a glass. A orange juice ready to drink.

Kenapa tidak menyertakan ingredient nya

13. Student 13

How to make a cup of coffee

Material and ingredients:

- Sugar
- Coffee powder
- Water

Procedure:

First, prepare two spoon of sugar, a cup, hot water, one ons spoon coffee powder, a spoon. Then, don't forget to add one spoon of water into the cup. Then, add 2 spoons sugar into a cup of coffee. Next, stir its well and the coffee is ready to drink.



14. Student 14

HOW TO MAKE ICE TEA

10.08.2021

Ingredients:

- Tea
- Sugar
- Warm water
- Ice

Procedure:

Fist, take the cup then given warm water. Put the tea on the cup with warm water add tea and the water become red , put two teaspoons of sugar to the cup of hot water stear the repeatly to make the sugar and water mixed. Make it sure the sugar was mixed after then you can give the ice to the cup of tea, vinally your iced tea can be



15. Student 15



Immune Boost Traditional Drinks
 ~ Wedang Lemongrass ~




~ Ingredients for Making Traditional Wedang Serai Drink ~

- 1). Serai.
- 2). Ginger.
- 3). Pandan leaves.
- 4). Citrus leaves.
- 5). Lime.
- 6). Cinnamon.
- 7). Brown sugar.
- 8). Water.

~ How to Make Wedang Lemongrass Traditional Drink ~

- 1). Clean the ginger by peeling the outer skin.
- 2). Clean the lemongrass until clean.
- 3). Ceprek ginger and lemongrass until bruised.
- 4). Put all ingredients into a cooking pot.
- 5). Enter also the lime.
- 6). Boil all ingredients until boiling, fragrant and brown.
- 7). Strain the lemongrass until clean.
- 8). Pour into a serving glass.
- 9). Wedang lemongrass is ready to be served.

~ Edit: Sri
 Name: Sri Marliah Hayati
 Class: IIA
 No. Absen: 37
 Subject: English
 About: Procedures Text

16. Student 16

MUHAMMAD
KHALIS ISLAMI (18)
IXA

INGREDIENTS
 GINGER
 Brown sugar
 Water

HOW TO MAKE A HOT GINGER DRINK

- **ISLEP**
- 1. Peel the ginger skin and clean, grate a kitchen or you can also use the stove. But an iron pan is doesn't burn easily.
- 2. Turn the ginger until it is completely cooked and smells a fresh distinctive aroma.
- 3. Prepare a 500 ml glass and add liquid brown sugar to the glass earlier. 4. Grate the roasted ginger and put it directly into the glass.
- 5. Add only hot water and stir until evenly distributed. For maximum results, you can also add honey.
- 6. A hot with ginger drink with various properties is ready to be drunk in the middle of the cold night.

• perhatikan lagi pemilihan warna tulisan agar mudah di baca



17. Student 17

HOW TO MAKE AUTHENTIC INDONESIAN GINGER TEA



INGREDIENTS

- 1. 1/2 cup sliced ginger (peeled)
- 2. 1/2 cup brown sugar
- 3. 1/2 cup hot water
- 4. 1/2 cup water
- 5. 1/2 cup water
- 6. 1/2 cup water
- 7. 1/2 cup water
- 8. 1/2 cup water
- 9. 1/2 cup water
- 10. 1/2 cup water

STEP

1. In a medium pot, bring the water to a boil.
2. Add the ginger and brown sugar to the pot.
3. Simmer for 10 minutes.
4. Add the hot water and stir.
5. Strain the mixture into a cup.
6. Add the remaining water to the cup.
7. Stir and serve.

our Choice

amazing, you did it! you made my favorite beverage!

Flavia - Houston, Texas
Katie - TX
The Green - 21

18. Student 18

HOW TO MAKE A WEDANG JAHE



Ingredients

- 1 GINGER
- 2 BROWN SUGAR
- 3 HOT WATER
- 4 WATER

Materials

- 1 PAN
- 2 KNIFE
- 3 STOVE
- 4 BASIN
- 5 CUP / GLASS

Steps

1. First, you have to clean the ginger.
2. Then cut it into 4-5 cm thick slices.
3. Then put it into the basin.
4. Then put the basin on the stove and add it with the water until it is full.
5. Then add brown sugar into the basin and mix it into basin.
6. Then add hot water until smooth.
7. Then add hot water into the basin and then wedang jahe is ready to drink.

amazing, you did it! you made my favorite beverage!

Flavia - Houston, Texas
Katie - TX
The Green - 21

19. Student 19

How to make Burger?



Materials:

- Two breads
- Chili sauce
- Ketchup
- Mayonnaise
- Butter
- Onion
- Lettuce
- Cheese
- Beef burger or meat

Tools:

- Frying pan
- Stove
- Spatula
- Plate



noor aida rahmi

Steps:

1. Put butter on bread, and bake bread in the frying pan.
2. Put the ketchup, chili sauce, and mayonnaise on bread.
3. Put cheese, sliced onions, lettuce, cucumber slices on bread.
4. Put the meat that have been fried over the bread.
5. Put the bread again.
6. Finally, put the burger in the plate and it is ready to be served.

evcsam, do you like this food so much Aida?

20. Student 20

HOW TO MAKE SPHAGETTI

INGREDIENTS:

- 410 gm Tomato
- 1 tbsp Olive oil
- 1 Medium brown onion, chopped (small)
- 500 gm Minced beef
- 10 lines garlic, crushed
- 1/2 Cup tomato paste
- 1/3 Cup beef stock
- 1/2 tsp Sugar
- 1/2 Cup dry red wine
- 2 tsp Fresh oregano
- 1 tsp Fresh basil, finely chopped

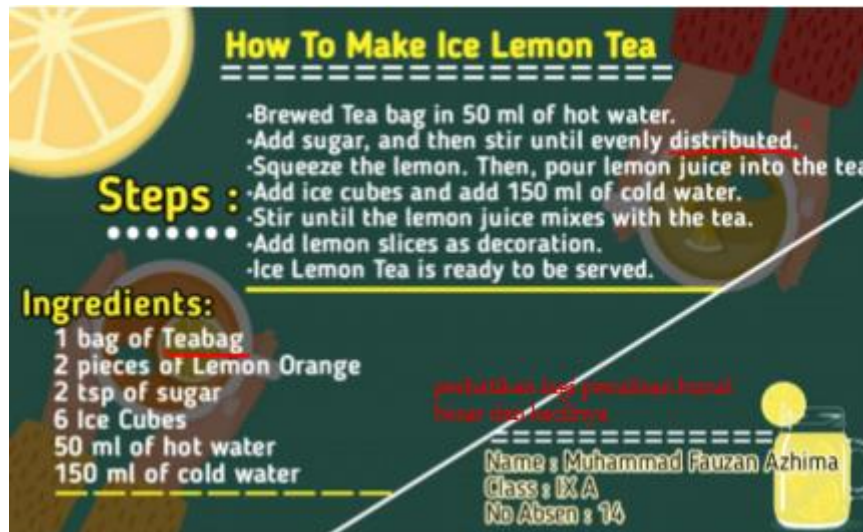


STEPS:

1. Heat oil in a big sauce pan and cook onion and garlic in it on medium heat till onion is soft, keep stirring.
2. Add beef to the pan, stir continuously on high flame till well browned.
3. Crush the tomatoes using potato masher.
4. Add tomato paste, wine, stock, sugar and crushed tomatoes and bring it to a boil.
5. Reduce the heat, covered and simmer for about 15 minutes till beef is tender and mixture thickened slightly.
6. Now stir through herbs.
7. Meanwhile, cook pasta in a big sauce pan of boiling water, uncovered, till just tender, drain.
8. Now serve sauce over spaghetti.

pour

21. Student 21



How To Make Ice Lemon Tea

Steps :

- Brewed Tea bag in 50 ml of hot water.
- Add sugar, and then stir until evenly distributed.
- Squeeze the lemon. Then, pour lemon juice into the tea.
- Add ice cubes and add 150 ml of cold water.
- Stir until the lemon juice mixes with the tea.
- Add lemon slices as decoration.
- Ice Lemon Tea is ready to be served.

Ingredients:

- 1 bag of Teabag
- 2 pieces of Lemon Orange
- 2 tsp of sugar
- 6 Ice Cubes
- 50 ml of hot water
- 150 ml of cold water

perhatikan ini peralihan ke awal
baca dan laksanakan

Name : Muhammad Fauzan Azhima
Class : IX A
No Absen : 14

22. Student 22



HOW TO MAKE HERBS OUT OF GINGER

Nama : Ahmad Ma'ruf Mufid
kelas : IX A (9A)
No. Absen : 02
Tugas : Bahasa Inggris



INGREDIENTS :

- Two red ginger snap thumbs
- One lime
- Three cinnamon fingers
- Sugar in taste


STEPS :

- Clean all the ingredients, for red ginger washed.
- Boil the water until it gives off a lot of steam.
- Lower the heat and boil all the ingredients that have been prepared with brown sugar for fifteen minutes.
- Then you another it cold . ?

23. Student 23

Traditional Drink Recipes to fight the Covid-19

Hot Ginger Drink (Wedang Jahe)



Recipes:

- 1) 2000 grams brown sugar (fine comb)
- 2) 2000 Meulder water
- 3) 50 Meulder honey
- 4) 500 grams of ginger (boiled, washed and then crushed)
- 5) 1 Pandan leaf
- 6) Salt to taste
- 7) 20 cm Cassava
- 8) 1 Lemongrass stalk (bruised)

How to make it:

1. Bring water to a boil. Over medium heat, when the water is boiling, add the ginger, lemon grass, Pandan leaves, salt and Cassava.
2. Then, turn off the ingredients for a few minutes until it starts to boil.
3. The brown sugar and honey. Stir all ingredients until well blended.
4. Boil for 10 minutes and the water color becomes slightly red.
5. After that, immediately strain and let stand until the water is warm. Strain the water and discard the drops.

Ahmad Faqih Razy (1)
9A

keep practice and make sure next ex the writing must be shown clearly

24. Student 24

CAN YOU MAKE FRIED RICE ?

THE METHOD :

1. HEAT THE OIL
2. SECOND THE OIL IS HOT, ADD THE EGG
3. AFTER THAT PUT THE EGG ON THE PLATE
4. TURN OFF THE STOVE
5. CUT ALL THE ONIONS
6. NEXT REHEAT OIL. SAUTE GARLIC, ONION UNTIL FRAGRANT.
7. ADD CARROTS AND CHILIES, STIR UNTIL WELL COMBINED. COOK UNTIL CARROTS START TO WILT.
8. THAT ADD RICE, ROYCO CHICKEN BROTH, AND BANGO SWEET SOY SAUCE, MIX WELL...
9. THEN ADD THE ONIONS, MIX WELL.
10. THAT LIFT TO A PLATE AND FINALLY SERVED

Alat-alat materi

- ✓ Wok
- ✓ Spoon
- ✓ Stove
- ✓ Small bowl
- ✓ Knife
- ✓ Plate

BAHAN-BAHAN ingredients

1. 600 g white rice
2. 70 g carrots, peeled, cut into small cubes
3. 1 garlic, cloves, finely sliced
4. 3 red onion, finely sliced
5. 2 red chilies, sliced oblique
6. 2 tbsp Bango Sweet Soy Sauce
7. 1 roycy Chicken Broth
8. 1 scallion stalks
9. 2 tbsp oil, for menu
10. complementary 1 chicken egg

perhatikan lagi penulisannya harus menggunakan bahasa Inggris

25. Student 25

How To Make Orange Juice



Ingredients:
Mature 50 ml water
The sweet orange fruit (orange Sunkist)
Ice Cubes

Steps:
1. Prepare the fresh orange fruit
2. Peel the skin and fiber
3. Enter into a blender (may use a juicer to make practical)
4. Combining water and ice cubes (you can also m
blend
5. Blender for about 3 minutes and then pour in
6. Orange juice are ready to be enjoyed.

name: Muhammad Dafa arrafi
class:9A
no.absen:13

Appendix VI

RESEARCH LETTERS



KEMENTERIAN AGAMA REPUBLIK INDONESIA
UNIVERSITAS ISLAM NEGERI ANTASARI
FAKULTAS TARBIYAH DAN KEGURUAN
 Jalan Jenderal Ahmad Yani KM. 4,5 Banjarmasin
 Telepon (0511) 3253939 Faksimile (0511) 3274492
 Email: ftik.antasari@gmail.com Web: www.ftik.iain-antasari.ac.id

REKOMENDASI

Nomor: B-2458/Un.14/III.1.t/PP.00.9/07/2021

Yang bertanda tangan Wakil Dekan Bidang Akademik dan Kelembagaan Fakultas Tarbiyah dan Keguruan UIN Antasari Banjarmasin, dengan ini memberikan rekomendasi kepada:

Nama : Noor Erva Yulianti
 Nomor Induk Mahasiswa : 170102030631
 Jurusan : TBI
 Semester : VIII (Delapan)
 Tahun Akademik : 2020/2021
 Alamat : Jln. Rasau Rt. 004 Rw. 002 Kec. Pandawan Kab. Hulu Sungai Tengah

Untuk melakukan kegiatan penelitian/Riset sebagai tindak lanjut dari penyusunan skripsi yang berjudul: "AN ANALYSIS OF TEACHER'S CORRECTIVE FEEDBACK IN ONLINE WRITING CLASS" pada MTsN 2 HST sejak tanggal 12 Juli 2021 sampai dengan 12 September 2021.

Demikian Surat Rekomendasi ini diberikan untuk dipergunakan sebagaimana mestinya.

Banjarmasin, 07 Juli 2021
 Wakil Dekan Bidang Akademik dan Kelembagaan,



Dr. Hairul Hudaya, M.Ag
 NIP. 197510232006041003



KEMENTERIAN AGAMA REPUBLIK INDONESIA
UNIVERSITAS ISLAM NEGERI ANTASARI
FAKULTAS TARBIYAH DAN KEGURUAN
 Jalan Jenderal Ahmad Yani KM. 4,5 Banjarmasin
 Telepon (0511) 3253939 Faksimile (0511) 3274492
 Email: ftk.antasari@gmail.com Web: www.ftk.iain-antasari.ac.id

SURAT RISET

Nomor: B-2458 /Un.14/III.1.t/PP.00.9/07/2021

Yang bertanda tangan Wakil Dekan Bidang Akademik dan Kelembagaan Fakultas Tarbiyah dan Keguruan UIN Antasari, dengan ini menugaskan kepada :

Nama : Noor Erva Yulianti
 Nomor Induk Mahasiswa : 170102030631
 Semester : VIII (Delapan)
 Alamat : Jln. Rasau Rt. 004 Rw. 002 Kec. Pandawan Kab. Hulu Sungai Tengah
 Tugas : Melakukan Riset / Penelitian Ilmiah dalam rangka pengumpulan data untuk penyusunan Skripsi Sarjana dengan Judul :

AN ANALYSIS OF TEACHER'S CORRECTIVE FEEDBACK IN ONLINE WRITING CLASS

Tempat yang dituju : MTsN 2 HST
 Barang yang dibawa : Seperangkat alat riset
 Lamanya Riset : 2 (Dua) bulan
 Dari tanggal : 12 Juli 2021
 Sampai dengan tanggal : 12 September 2021

Demikian Surat Riset ini diberikan kepada ybs, agar pihak-pihak yang berkepentingan dapat memberikan bantuan seperlunya.



Banjarmasin, 07 Juli 2021
 Wakil Dekan Bidang Akademik dan Kelembagaan,

Dr. Hairul Hudaya, M.Ag
 NIP. 197510232006041003

Mahasiswa yang bersangkutan,

Noor Erva Yulianti

Noor Erva Yulianti
 NIM. 170102030631



**KEMENTERIAN AGAMA REPUBLIK INDONESIA
UNIVERSITAS ISLAM NEGERI ANTASARI
FAKULTAS TARBIYAH DAN KEGURUAN**

Jalan Jenderal Ahmad Yani KM. 4.5 Banjarmasin
Telepon (0511) 3253939 Faksimile (0511) 3274492
Email: ftk.antasari@gmail.com Web: www.ftk.iain-antasari.ac.id

Nomor : B-2459 /Un.14/III.1.U/PP.00.9/07/2021
Sifat : Penting
Lampiran : 1 (satu) berkas
Hal : Riset Dalam Rangka Penyusunan Skripsi

07 Juli 2021

Yth. Kepala MTsN 2 HST

Barabai

Assalamu'alaikum Warahmatullah Wabarakatuh

Sehubungan rencana penelitian yang akan dilaksanakan oleh mahasiswa (i) dalam rangka penyusunan skripsi, maka dengan ini kami mohon izin serta bantuan Bapak/Ibu agar kiranya berkenan memberikan informasi/data yang diperlukan oleh :

Nama : Noor Erva Yulianti

NIM : 170102030631

Jurusan : TBI

Fakultas : Tarbiyah dan Keguruan

Alamat : Jln. Rasau Rt. 004 Rw. 002 Kec. Pandawan Kab. Hulu Sungai Tengah

Demikian surat ini kami sampaikan, atas perhatian dan perkenan Bapak/Ibu serta kerjasamanya yang baik kami ucapkan terima kasih.

Wassalamu'alaikum Warahmatullah Wabarakatuh



Wakil Dekan Bidang Akademik dan
Kelembagaan,

Hairul Hudaya

Tembusan :
Dekan Fakultas Tarbiyah dan Keguruan UIN Antasari.



KEMENTERIAN AGAMA REPUBLIK INDONESIA
UNIVERSITAS ISLAM NEGERI ANTASARI
FAKULTAS TARBİYAH DAN KEGURUAN
 Jalan Jenderal Ahmad Yani KM. 4,5 Banjarmasin
 Telepon (0511) 3253939 Faksimile (0511) 3274492
 Email: ftk.antasari@gmail.com Web: www.ftk.iain-antasari.ac.id

Nomor : B-2458/Un.14/III.1.t/PP.00.9/07/2021
 Sifat : Penting
 Lampiran : 1 (satu) berkas
 Hal : Riset Dalam Rangka Penyusunan Skripsi

07 Juli 2021

Yth. **Kepala Kementerian Agama**
Kabupaten Hulu Sungai Tengah

Barabai

Assalamu'alaikum Warahmatullah Wabarakatuh

Sehubungan rencana penelitian yang akan dilaksanakan oleh mahasiswa (i) dalam rangka penyusunan skripsi, maka dengan ini kami mohon izin serta bantuan Bapak/Ibu agar kiranya berkenan memberikan informasi/data yang diperlukan oleh :

Nama : Noor Erva Yulianti

N I M : 170102030631

Jurusan : TBI

Fakultas : Tarbiyah dan Keguruan

Alamat : Jln. Rasau Rt. 004 Rw. 002 Kec. Pandawan Kab. Hulu Sungai Tengah

Demikian surat ini kami sampaikan, atas perhatian dan perkenan Bapak/Ibu serta kerjasamanya yang baik kami ucapkan terima kasih.

Wassalamu'alaikum Warahmatullah Wabarakatuh.



Wakil Dekan Bidang Akademik dan
 Kelembagaan,

Haiful Hudaya

Tembusan :

1. Dekan Fakultas Tarbiyah dan Keguruan UIN Antasari;
2. Kepala MTsN 2 HST



KEMENTERIAN AGAMA REPUBLIK INDONESIA
KANTOR KEMENTERIAN AGAMA KABUPATEN HULU SUNGAI TENGAH
MADRASAH TSANAWIYAH NEGERI 2 HULU SUNGAI TENGAH
 NSM : 30315364 NSM : 121163070002
 Jalan Abdul Muis Ridhani No. 80 Telp. (0517) 41454 BARABAI

REKOMENDASI

Nomor : 818/ MTs.17.06.02/KP.01.1/07/2021

Berdasarkan surat dari Universitas Islam Negeri Antasari Nomor : B-2458/Un.14/III.1.t/PP.00.9/07/2021 tentang Riset dalam Penyusunan Skripsi :

Nama : Noor Erva Yulianti
 NIM : 170102030631
 Fakultas : Tarbiyah dan Keguruan

Kepala Madrasah Tsanawiyah Negeri 2 Hulu Sungai Tengah Kabupaten Hulu Sungai Tengah memberikan Rekomendasi kepada nama tersebut untuk melaksanakan Riset / Penelitian Ilmiah dalam Rangka Pengumpulan Data untuk Penyusunan Skripsi Sarjana yang berjudul "An Analysis Of Teacher's Corrective FeedBack In Online Writing Class"
 Demikian Rekomendasi ini di berikan untuk dapat dipergunakan sebagaimana mestinya.

Dikeluarkan di : Barabai
 Pada Tanggal : 12 Juli 2021
 Kepala,

 Drs. H. Imansyah
 NIP. 19670310 1999031001

Appendix VII

Consultation Notes

ADVISOR OF CONTENTS AND RESEARCH METHODS

NAME OF ADVISORE: Hj. NANI HIZRIANI, MA

DATE	NOTE
June 16 th 2021	<ol style="list-style-type: none"> 1. Make sure you focus your research on the research questions 2. Unfortunately, the instruments especially observation sheet, do not include about the topic. It's should talk about the types 3. The objective of research is also different from the question
August 26 th 2021	<ol style="list-style-type: none"> 1. Too many pages 2. Too much repetition of example corrective feedback
August 28 th 2021	<ol style="list-style-type: none"> 1. Summarize again to make it clearer and easier to understand in chapter IV by giving only two or three examples. 2. For conclusion two, what kind of feedback do students want, mention.

ADVISOR OF LANGUAGE AND WRITING TECHNIQUES

NAME OF ADVISOR: HIDAYAH NOR, S.Pd, M.Pd

Date	Note
August 24 th 2021	<ol style="list-style-type: none"> 1. There is still an error in writing the citation should use a lowercase P 2. There are still citation that do not use the page 3. For the writing section in the previous study, you do not have to write it completely but write it in the reference 4. Shorten the key terms again and add your own definition
August 25 th 2021	<ol style="list-style-type: none"> 1. In the definition of key terms the writing font is different and still does not use own word 2. In chapter II, for examples that are written in italics, it is better use a table to make it clearer and easier to read 3. In chapter III, misspelling you should have written three instead of four 4. The photo in chapter III should be written figure
August 26 th 2021	<ol style="list-style-type: none"> 1. Shorten the key terms again and add your own definition according to your research 2. In the finding section is too long, should go straight to the point 3. For the numbering on the figure from number 1 onwards there is no need to use 1.1 and others 4. In chapter III the numbering still wrong 5. The conclusion part is still to long

CURRICULUM VITAE

I. Personal Details	
Name	: Noor Erva Yulianti
Place and Date of Birth	: Kandangan, 15 th May 1999
Gender	: Female
Marital Status	: Single
Religion	: Islam
Nationality	: Indonesia
Parents	: H. Budianoor and Hj. Maysarah
Siblings	: M. Iqbal Noor Baihaki and Shofia Nor Hafizah
II. Formal Education Background	
2003-2004	: Pembina Kindergarten
2005-2011	: Elementary School 1 Barabai Barat
2011-2014	: Islamic Junior High School Pandawan
2014-2017	: Islamic Senior High School 2 Hulu Sungai Tengah
2017-2021	: English Education Department of Antasari State Islamic University Banjarmasin
III. Organization Experience	