

APPENDICES

(Appendix 1: Translate of Holy Qur'an Ibrahim verse 4)

Translate of the verse (Ibrahim verse 4)

Indonesian Translation	English Translation
<p><i>“Dan Kami tidak mengutus seorang rasulpun, melainkan dengan bahasa kaumnya, supaya ia dapat memberi penjelasan dengan terang kepada mereka. Maka Allah menyesatkan siapa yang Dia kehendaki, dan memberi petunjuk kepada siapa yang Dia kehendaki. Dan Dia-lah Tuhan Yang Maha Kuasa lagi Maha Bijaksana.”</i></p>	<p>“And We did not send any messenger except [speaking] in the language of his people to state clearly for them, and Allah sends astray [thereby] whom He wills and guides whom He wills. And He is the Exalted in Might, the Wise.”</p>

(Appendix 2: Observation Checklist)

No.	Teachers' Translanguaging Strategy		Group Classes		
			29	43	50
1.	Preview learning in home language	Gives a short summary explaining what will be about	√	√	√
2.	Review learning at the end of the lesson in first language	Teacher and/or students summarize what the lesson was about in home language			
3.	Accessing and building background knowledge in first language	Students share what they know in their first language	√		√
		Teachers shows a video or provide texts in first language	√	√	
4.	Students talk in native language	Students are strategically paired		√	
5.	Note-taking in first language	Students take notes in first language		√	√
6.	Technology and online translation tools	Students use translation devices to translate vocabulary, phrases, and directions in first language	√	√	
7.	Multilingual resources	Students have access to bilingual dictionaries, picture dictionaries, and translation websites or computers	√	√	√

8.	Students work in first language	Students do their work in first language and provide an explanation of their response in English	√		√
9.	Assessments	Teachers provides/translates directions in first language	√	√	
		Teacher gives students the option to answer some/all assessment questions English		√	√
10.	Small group instruction	Meet with students in advance to provide preview or review a skill in first language before the whole group lesson			√

(Appendix 3: Transcript of Observation)

1. Group 29 class

Teachers' Name : Norhikmah, S.Pd

Date of first meeting : April 28th, 2021 06:40 – 08:21

T : *Assalamu'alaikum*. Hello students, Good morning. How are you today?

S : *Wa'alaikumussalam wr wb*, morning miss. I'm fine.

T : Okay don't forget to fill the presence form *ya, silakan isi absen awal dulu*.

S : Done miss

T : Okay so today we are going to learn new unit *ya* which is unit 7 and this is also the last unit for this semester. Please open your book on page 59 *ya. Hari ini insya Allah pembahasannya seru nih* so please stay tune

S : *Inggih* miss

T : Okay so in unit 7, what do you see? *Ada gambar apa disana*

S : Novel miss

T : Okay very good, *naah novel apa tuuh*

(Students answer the title of the book)

T : Yup exactly *ya, ada yang udah pernah baca novelnya?*

(Some of the students answer with *belum* [not yet] and *sudah* [already read])

T : *naah karena Raihan sudah pernah baca*, what do you think about the novels Raihan?

S : *Bagus* miss.. *tentang perjalanan seseorang pemuda yang merantau.. bisa jadi motivasi agan perantauan yang kuliahnya jauh dai kampung halaman* miss.

T : *Ini yang Negeri 5 Menara (title book)* yes I totally agree with you. *Gara-gara novel ini jua, ponpes Gontor makin famous ya*. Okay talking about novel or book *nih, kalo kalian favorite-nya apa? And why? Kalo* miss, I like novel *Rembulan Tenggelam di Wajahmu* by Tere Liye. It's

very touching novel. *Bener bener menginspirasi banget. Okay coba mention dong your favorite book/novel beserta alasannya.*

(All of students answer in *Bahasa* and also local language that is *Banjar*)

S : If you know why, because *pas membaca sinopsisnya pina rami, jadi membaca..*

(Teacher and students interaction each other by talking about the novel)

Then, the teacher shares an exercise that is book bingo.

T : *Naah ini miss ada book bingo ya, miss pengen tau buku apa aja yang pernah kalian baca. Silakan ditandai ya atau dicentang juga boleh. Okay yang lain yang sudah mengirimkan balik thank you ya. I really appreciate it. Next kita move on ke movie pulang nah. Nah yang suka nonton nih, ayoo tunjukkan taring kalian. What are you fav movies and why?*

(Students have various answer with it)

T : Okay *kalo kalian most favorite place or city apa? And why?*

S : *Pantai, Mekkah, Swedia, Yogya.*

T : *Yuk balik ke buku UPB nya lagi hal. 59. Disitu ada tabel ya, ada beberapa statements-nya, kalian tinggal cocokkan tuh apakah itu untuk resto, film, book football match hotel atau museum ya. Okay let's try no. 1 yang the last chapter itu berarti untuk??*

S : Book (all student)

T : *Iyaa book yaa disitu juga ada exciting, ada yang tau artinya apa?*

(Students who correctly answer get some point, teacher also give some help if there are word which not really described well in *Bahasa*)

T : Okay crowded *artinya apa selain ramai*

S : *Dipadati*

T : *Iyaa crowded tu maksudnya padat ya alias banyak banar orangnya.*

T : Okay it's done for today's lesson. Okay before I close miss *mau kalian isi template ya yang miss bagikan ya dan nanti share di ig story kelas kita. Nah ini kalian pilih salah satu aja ya, terserah kalian mau tentang buku, movie, atau place. Oiya sama kasih alasannya ya disetiap jawaban. Okay deh I think that's all for today, thank you so much ya sudah aktif hari ini. See you next week.*

Date of second meeting : May 4th, 2021 06:40 – 08:20

T : *Assalamu 'alaikum*. Hello good morning students, English class is back. How are you today?

S : *Wa 'alaikumussalam* miss, morning miss. I'm fine.

T : *Alhamdulillah*, don't forget to fill the presence form *ya, silakan isi dulu absen awalnya*

S : Done miss

T : Okay good. Alright, so today we are going to continue to learn about unit 7, and today our focus is speaking especially asking and giving for opinions. You can open your book on page 63 *ya*. Before I explain to you about asking and giving opinions, I want to choose three students to read dialog on page 63 *ya*. As usual please vn (voice note feature on whatsapp) *ya* while you're reading the dialog.

(Selected students are sent their vn to the group)

T : Okay good, thank you. *Nah* from dialog 1, *kira-kira mereka lagi ngomongin apa tuuh*.

S : *Pertandingan bola* miss. *Kekalahan Barito Putera* miss.

T : *Iyaa* about football match *yaa yang mana katanya Barito Putra* lost again. Okay miss *mau nanya-nanya yang ada kaitannya dengan pembahasan kita kemaren, di dialog 1, apa aja participial adjectives yang bisa kalian temukan disitu? Dan artinya apa*.

S : Disappointing, surprising. *Mengecewakan* miss, *mengkejutkan* miss.

T : okay *terus apa opininya si Baba yang bisa kalian tangkap tentang football match-nya? Dan tau dari mana kalo itu adalah opini*.

S : *Ada kata "saya pikir"*

T : Okay very good *ya, iya ada kata "I think" yang show that it's an opinion*. Okay next *kita lanjut ke dialog 2 ya*. What is it about?

S : *Bella menceritakan tentang perjalanannya ke Mesir*. Trip to Egypt, miss.

T : *Iyaa* true. About trip to Egypt *ya dan dia nyeritain gimana sih Egypt itu*. Okay *terus what are the participial adjectives that you can find in dialog 2? Artinya apa?*

S : exciting, boring, interested. *Mengasyikkan, menarik, membosankan*

T : Okay now miss *akan* explain *terkait* expressions of asking and giving opinions *ya* through *vn*. *Mohon didengarkan dengan seksama yaa.*

S : Okay miss. *Inggih* miss.

T : *Ada yang ingin ditanyakan kah dulu* [is there any question?]

(All students are okay, they are fully understand)

T : *Okay deh kalo gak ada miss mau denger pendapat kalian dong. Nanti tolong jawab pakai vn ya* [Okay, if not, miss want to hear your opinion. Later answered using *vn*]

T : *Tolong* [please] respond it with *vn ya*. Don't worry *ini bukan tentang benar atau salah* [this is not about true or false], miss *Cuma mau denger* [just want hear] your opinions *aja*.

(All students respond and sent *vn*, and teacher having conversation with the story students' story one by one).

2. Group 43 class

Teachers' Name : Wais Alkarni, S.Pd

Date of first meeting : May 3rd, 2021 06:40 – 08:20

T : Assalamu'alaikum wr. wb. Hello, good morning everyone, how do you do today?

S : Wa'alaikumussalam wr wb. Good morning too, sir. Alhamdulillah I'm good. I'm fine.

T : Alright, nice to see you all. Now please open your book page 57.
Silahkan bergabung ke discord audio.

T : Among = more than 2 things, Between = only two things. (Students asked to give example fromTeacher gives an example first of expression preposition and place). My book is on the table (teacher also included the book that he describing place).

T : Great. If you describe preposition of place, please use to be in the sentence. *Karena termasuk kalimat nominal, bukan verbal atau kata kerja* [because it include nominal sentence, not verb] . Now, let's continue our activity to the next section. Please open the next page 58. Practice time. Look at the map. Instruction: *beri tanda nama tempat berdasarkan deskripsi, cukup beri nomor saja* [give name tag to place based on the description, just give the number]. Do you have question? Your time is 15 minutes to do that.

T : We will discuss it. Alright, let's check your answer together. Start from no. 1, take a picture to answer.

(Student sent their answer by sending a picture to the group and teacher check students answer)

T : Alright, good work all. Do you have any question?

S : No, sir.

T : Today, we have learned about preposition of place. At= specific place/location, On= for street. Okay, I close our meeting today by saying hamdalah. See you tomorrow. Wassalamu'alaikum wr wb.

S : Thank you sir. Alhamdulillah, wa'alaikumussalam wr wb.

Date of second meeting : May 4th, 2021 06:40 – 08:00

T : Assalamu'alaikum wr wb. Hello, good morning. How are you today?

S : Wa'alaikumussalam wr wb. Morning too, sir. Alhamdulillah I'm fine.

T : Alhamdulillah, all good. Now please open your book page 58 about unit 7 asking for location. Look at practice 1. *Silahkan kerjakan* [please do]. Your time is 10 minutes to do that. Do you have any question?

S : *Di isinya boleh di buku paket kah sir?* [can we fill it in the book]

T : *Boleh. Itu buku kalian jadi silahkan ya, tapi kalau bisa pakai pensil, supaya bisa diperbaiki kalau ada kesalahan.* [yes, sure. It is your book so please its ok, but if possible use pencil, so that can be fix if they were wrong]

T : If you have finished sent to me. I'll wait until 7.20. We will discuss it, at 7.30. Let's start.

(Students and teacher answer together, for who are get wrong answer can fix it by themselves)

T : Alright, *silahkan diperbaiki ya.* Do you have any question?. Okay, I close meeting today by saying hamdalah. See you tomorrow.
Wassalamu'alaikum wr wb.

S : Wa'alaikumussalam wr wb.

3. Group 50 class

Teachers' Name : Sri, S.Pd

Date of first meeting : May 3rd, 2021 06:40 – 08:20

T : Assalamu'alaikum wr wb. Good morning all. How is it going? Hopefully you are fine. And now are you ready to study?. Last week, we have learned about Preposition of place, right?

S : Wa'alaikumussalam wr wb. Good morning, Mrs. I'm fine. Yes, Mrs.

T : For today, we gonna talk about expression of asking and giving direction. *Kita akan discuss tentang ungkapan untuk bertanya dan memberi arahan* [we will discussing about expression of asking and giving direction]. *Masih ada berkaitan dengan pembelajaran minggu lalu ya* [it still related to topic last week] (*preposition place*)

T : *Silahkan copy dan lanjutkan* [copy and continue it please]. Now can you fill all those expressions of asking and giving direction that you know: *Isi dengan terjemahannya juga ya* [fill it with translation]. (*Satu orang satu ya*)[(one person one sentence)]

(Students keep filling it)

T : Go ahead.

Then, it was found that the word on the book misspelling, so teacher tell them correct sentence. Teacher asks students to fix it on students' book to replace it to the right word.

T : You can fix it, *tulis aja disamping bukunya atau di coret kah, terus diganti kata "now" jadi "know"*.

After all has done, teacher gives a picture of example expression of giving directions with translations in *Bahasa*.

T : *Yang mana yang kalian baru tau expression-nya?* [which one of expressions that you just know?] *Biasanya kalo kita belajar expression, sekalian sama speaking-nya kan.. Tapi sebelum Practice speaking-nya. Kita jawab bersama-sama dulu practice 1 yang di halaman 61.*

Teacher give explanation about the practice.

T : *Untuk 1. A. Lost (tersesat). Silahkan kalian kalo tau jawabannya bisa langsung ketik disini.* If you lazy to type, you can use vn.

S : Looking & Where

T : Yes, correct. Udah lengkap semua. Good job all. *Sudah ditulis semua lah?* Have you write down all?

S : *Sudah*, Mrs.

T : Okey, wanna practice?. I'll choose 6 people to try the conversation. Are you ready?

Teacher choosing 2 people from 6 to be groups by the conversation which is has three conversation to practice students' speaking.

T : Start from Putri and Syafi'i. *Pake vn ya, gantian* [using vn, alternately]

S : *Inggih*, Mrs.

T : Go ahead. Conversation-nya yang soal tadih.

Students reading the conversation by recording via vn (voice note).

T : Thank you. and for the rest. *Kita lanjut di google meet. Kita habis ini practice speaking. But before that. Untuk speaking practice-nya ini individual ya.* I want you to give directions of your favorite place in your city. It could be a café, restaurant, public library, or hall, or sport center. Anything, it depends on you. then, you have to give directions about the address. Where is located (in detail) *beri keterangan secara lengkap, misalnya di depan bank, di samping sekolah, dll.* [give complete explanation, for example in front of bank, beside school, etc.].

And how to get there from your house. *Dan cara ke sana mulai dari rumah kamu. Budayakan membaca sampai habis. Untuk membuat Mrs. beri waktu 20 menit ya. Jadi jam 7:56 kita akan google meet. Untuk memberi arahannya kalian bisa pakai beberapa expression yang ada disini.*

T : Okay. *Yang tadi sudah speaking bisa share foto* of your favorite place and maybe with the address. So we can go there too.

Mrs. *tutup pelajaran hari ini, Alhamdulillah.* Thank you so much for today. see you tomorrow.

Date of second meeting : May 4th, 2021 06:40 – 08:20

T : *Assalamu'alaikum wr wb.* Good morning class. How are you today? I hope you're all fine. Well, before we start our lesson today please recite basmallah or do'a. and remember to fill attendance list first.

S : *Wa'alaikumussalam wr wb.* Good morning Mrs. *Bismillahirrahmanirrahim.*

T : As I said yesterday, we going to continue our lesson in googlemeet. Have you prepared your speaking for today? *Kalian sudah mempersiapkan speaking kalian untuk hari ini?*

S : Done, Mrs.

T : Okay, good. *Bagi yang udah speaking bisa ikut google meet juga ya, nanti di akhir pembelajaran kita ada quiz. Mrs. akan kirim link google meet-nya ya.*

S : Okay, Mrs.

T : *Sebelum quiz, Mrs. mau nanya dulu yang di percakapan nomor satu kan ada yang A yang paling bawah, nah tu kana da tulisan “you can’t miss it.” nah artinya apa itu? Nah arti dalam konteks di situ apa ayoo?*

S : *Kamu tidak bisa melupakan itu ini. Kamu tidak bisa melupakannya.*

T : *Bukan, supaya kada salah meartikan keina. Masih kurang tepat. Secara harfiah bujur sih.*

No one can get the right answer/

T : *Naah jadi maksudnya “you can’t miss it”. Tempatnya itu pasti dah dapat/sangat mudah untuk dikenali. Jadi pakai ungkapan “you can’t miss it”. Kalo di ungkapkan dalam bahasa Banjar kada bataha kada dapat.*

S : *Kamu tidak mungkin tidak melewatinya. Tempatnya mudah ditemukan.*

T : *Naah ya, mungkin ini arti yang paling cocok. Yes. Mrs. kirim link quiz nya lah. Waktunya sampai 8:10 ya. Nanti di akhir Mrs. SS kan score kalian.*

S : *Inggih Mrs.*

T : Don’t forget to do’a. Well, thank you so much for your attention today. Don’t forget to pay your doubt to me (*yang masih ngutang tugas jangan lupa di bayar lah*). I hope our lesson today is beneficial for you and barokah. *Kita tutup pembelajaran hari ini dengan hamdalah. See you again tomorrow. Assalamu’alaikum.*

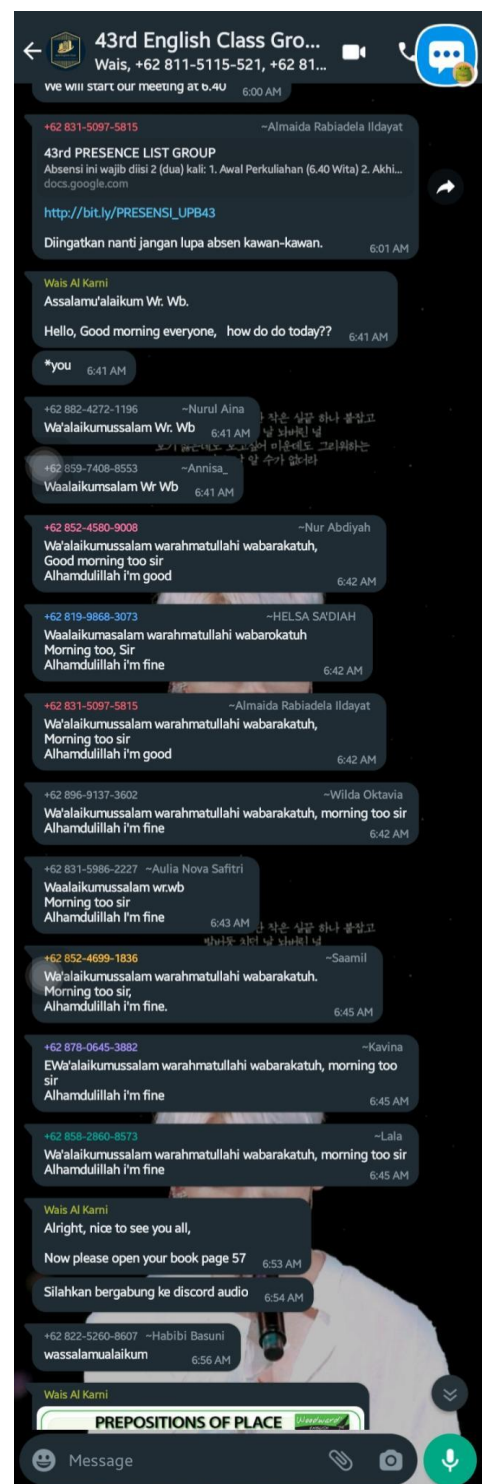
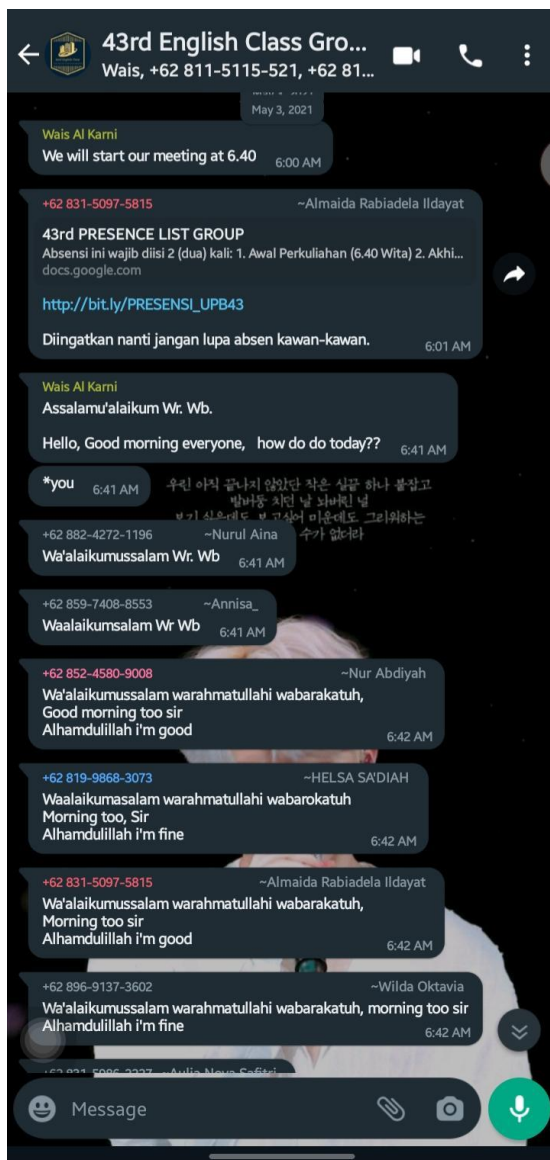
S : *Wa’alaikumsalam, yes Mrs. Alhamdulillah, thank you Mrs. See you too.*

Figure 1.1 Munaqasyah



Figure 1.2 Whatsapp Groups Screenshots

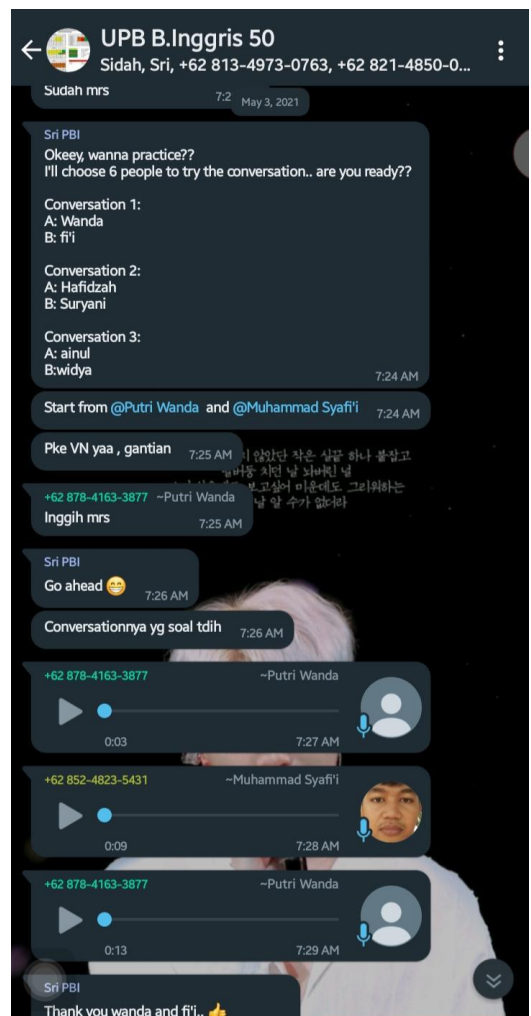


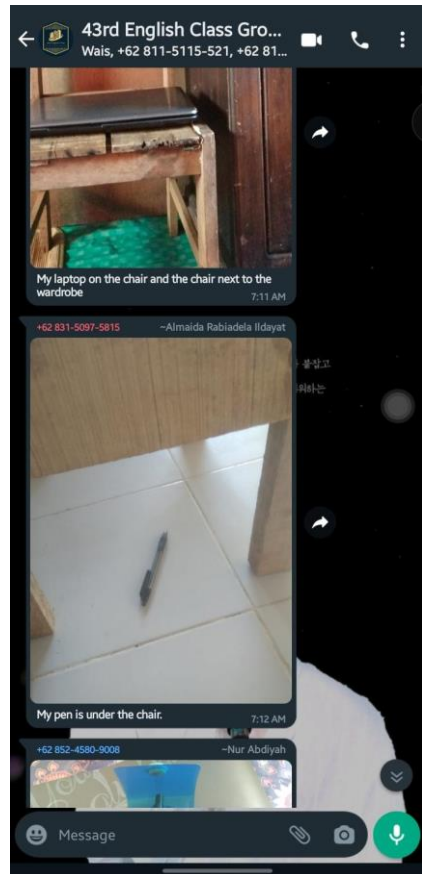



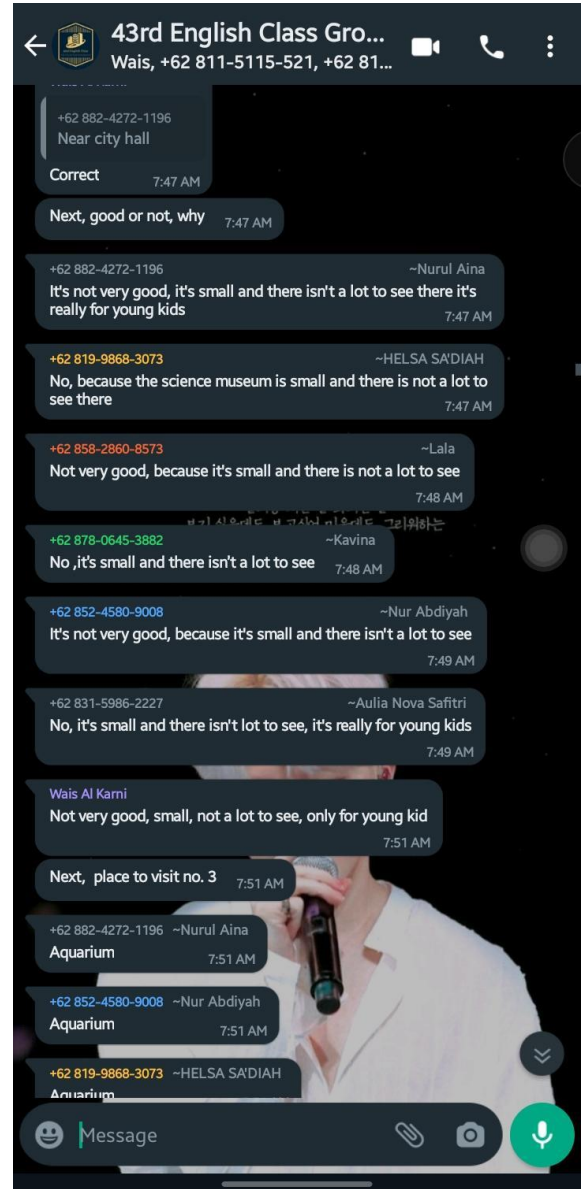
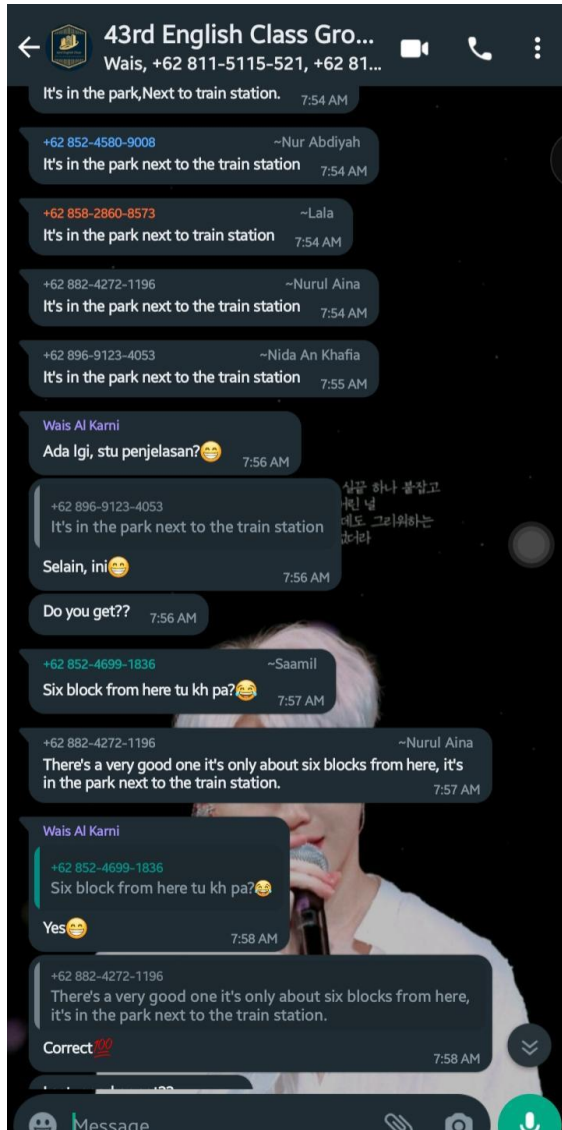


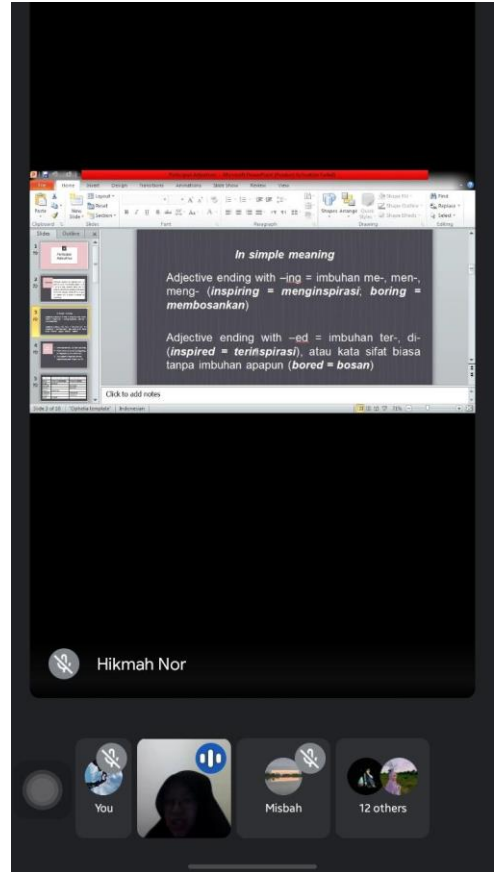
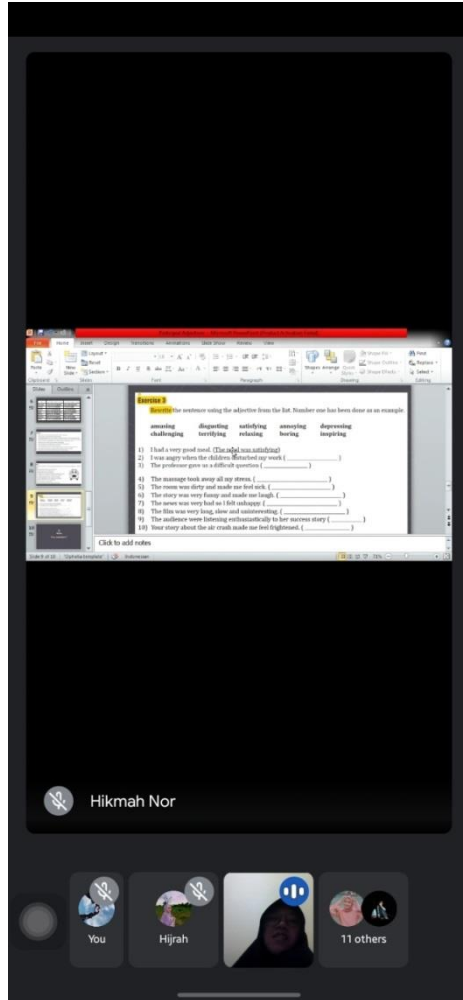


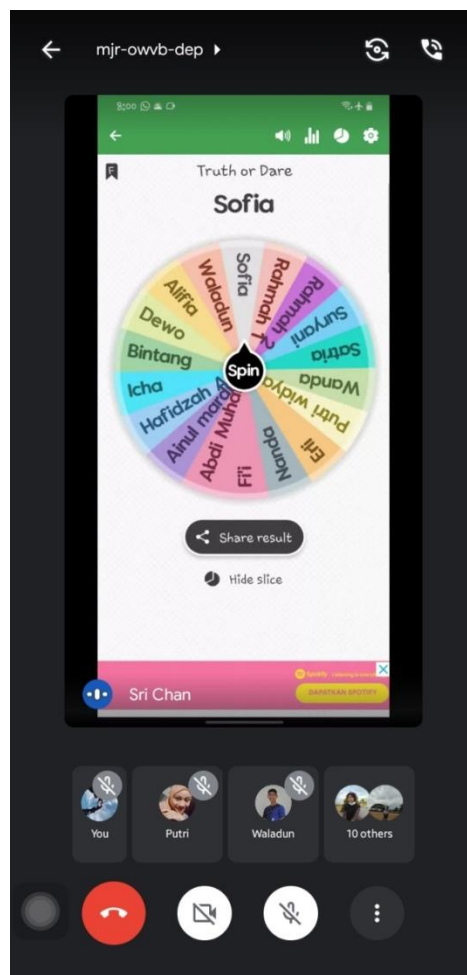
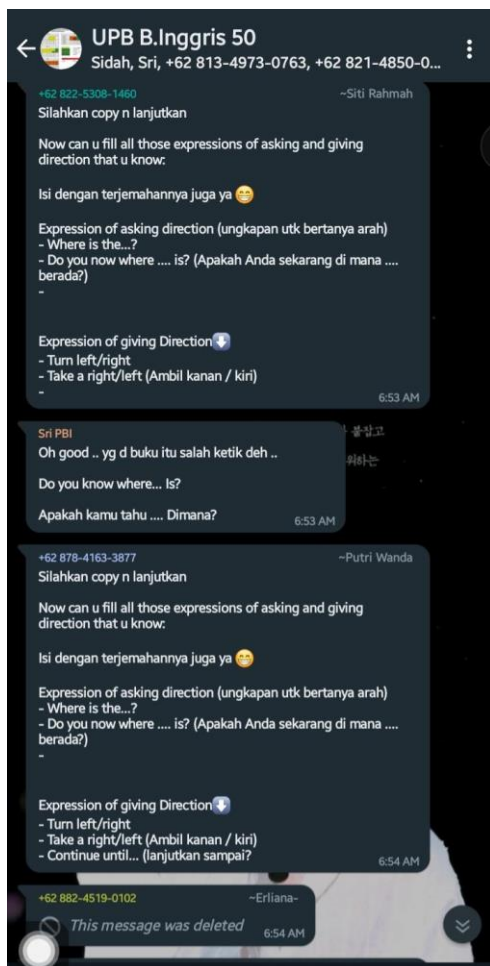












Appendix 4

THE LETTERS

 **KEMENTERIAN AGAMA REPUBLIK INDONESIA**
UNIVERSITAS ISLAM NEGERI ANTASARI
FAKULTAS TARBIYAH DAN KEGURUAN
BIRO SKRIPSI
Jalan Jenderal Ahmad Yani KM. 4.5 Banjarmasin
Telepon (0511) 3253939 Faksimile (0511) 3274492
Email: ftk.antasari@gmail.com Web: www.ftk.iain-antasari.ac.id

SURAT KETERANGAN
Nomor: 573/Un.14/III.1.t/pp.00.9/05/2021

Yang bertanda tangan di bawah ini, menerangkan bahwa:

Nama : Maulidah
N I M : 1401240752
Jurusan/Prodi : TBI
Alamat : Jl. Veteran Desa Habirau Tengah RT. 05 Kec.
Daha Selatan Kab. Hulu Sungai selatan

adalah benar telah melaksanakan Seminar Desain Operasional Skripsi yang berjudul:

THE USE OF TRANSLANGUAGING AS PEDAGOGICAL STRATEGY IN TEACHING OF ENGLISH AT UPB UIN ANTASARI BANJARMASIN

Pada Hari/Tanggal : Senin, 12 April 2021
Tempat : Google Meet

Demikian surat keterangan ini dibuat, untuk dipergunakan sebagaimana mestinya.

Banjarmasin, 03 Mei 2021
Ketua,


Mahmudah, M.Pd.I
NIP. 198708212015032004



**KEMENTERIAN AGAMA REPUBLIK INDONESIA
UNIVERSITAS ISLAM NEGERI ANTASARI
FAKULTAS TARBİYAH DAN KEGURUAN**

Jalan Jenderal Ahmad Yani Km. 4.5 Banjarmasin
Telepon (0511) 3253939 Faksimile (0511) 3274492
Email: fk.antasari@gmail.com Web: www.fk.uin-antasari.ac.id

SURAT RISET

Nomor: B-4226/Un.14/III.1.t/PP.00.9/09/2021

Yang bertanda tangan Wakil Dekan Bidang Akademik dan Kelembagaan Fakultas Tarbiyah dan Keguruan UIN Antasari, dengan ini menugaskan kepada :

Nama : Maulidah
Nomor Induk Mahasiswa : 1401240752
Semester : XIV (Empat Belas)
Alamat : Jl. VETERAN HABIRAU TENGAH, NEGARA, HULU SUNGAI SELATAN
Tugas : Melakukan Riset / Penelitian Ilmiah dalam rangka pengumpulan data untuk penyusunan Skripsi Sarjana dengan Judul :

THE USE OF TRANSLANGUAGING AS PEDAGOGICAL STRATEGY IN TEACHING OF ENGLISH UPB AT UIN ANTASARI BANJARMASIN

Tempat yang dituju : UPB UIN ANTASARI BANJARMASIN
Barang yang dibawa : Seperangkat alat riset
Lamanya Riset : 2 (Dua) bulan
Dari tanggal : 07 September 2021
Sampai dengan tanggal : 07 November 2021

Demikian Surat Riset ini diberikan kepada ybs, agar pihak-pihak yang berkepentingan dapat memberikan bantuan seperlunya.

Banjarmasin, 15 September 2021
Wakil Dekan Bidang Akademik dan Kelembagaan,



Drs. Hairul Hudaya, M.Ag
NIP. 197510232006041003

Mahasiswa yang bersangkutan,

Maulidah
NIM. 1401240752



**KEPUTUSAN DEKAN FAKULTAS TARBIYAH DAN KEGURUAN
UIN ANTASARI BANJARMASIN
NOMOR : 208 TAHUN 2021
TENTANG
TIM PENGUJI SKRIPSI SEMESTER GANJIL TAHUN AKADEMIK 2021/2022**

DEKAN FAKULTAS TARBIYAH DAN KEGURUAN

- Menimbang** : 1. Bahwa untuk kelancaran pelaksanaan ujian skripsi dirasa perlu untuk mengangkat Tim Penguji tersebut dengan satu Surat Keputusan;
2. Bahwa yang namanya tersebut dalam Surat Keputusan ini dianggap cakap untuk melaksanakan ujian tersebut.
- Mengingat** : 1. Peraturan Pemerintah No. 60 Tahun 1999 tentang Pendidikan Tinggi;
2. Undang-Undang RI No. 20 Tahun 2003 tentang Sistem Pendidikan Nasional;
3. Keputusan Rektor IAIN No. 217A Tahun 2012 tentang Perubahan atas Keputusan Rektor No.72 Tahun 2007 tentang Pedoman Penulisan Skripsi Program Strata Satu (S-1) IAIN Antasari Banjarmasin;
4. Surat Keputusan Menteri Agama No. 30 Tahun 2017 tentang Organisasi dan Tata Kerja UIN Antasari;
5. Peraturan Presiden RI Nomor 36 Tahun 2017 tanggal 3 April 2017 tentang Universitas Islam Negeri Antasari Banjarmasin;
6. Surat Keputusan Menteri Agama No. 36 Tahun 2017 tentang Statuta UIN Antasari Banjarmasin;
- Memperhatikan** : Hasil Rapat Pimpinan Fakultas Tarbiyah dan Keguruan UIN Antasari Banjarmasin

MEMUTUSKAN

- Menetapkan** : 1. Terhitung mulai tanggal 23 Desember 2021 mengangkat tim penguji skripsi, atas nama saudara/i MAULIDAH NIM 1401240752
Judul skripsi:
THE USED OF TRANSLANGUAGING AS PEDAGOGICAL STRATEGY IN TEACHING OF ENGLISH UPB AT UIN ANTASARI BANJARMASIN
Dengan susunan tim penguji sebagai berikut:
Ketua/Anggota : AFIFAH LINDA SARI, M.Pd
Anggota : DRA. ANDI IRLINA, M.HUM
Anggota : HIDAYAH NOR, M.Pd
Sekretaris : KHAIRIATUL MUNA, M.PD
2. Tim penguji tersebut berlaku sejak tanggal ditetapkan, dan dianggap berakhir setelah menyelesaikan tugasnya;
3. Segala biaya yang diakibatkan dari kegiatan ini akan dibebankan kepada DIPA UIN Antasari Banjarmasin tahun 2021;
4. Segala sesuatu akan diubah dan dibetulkan sebagaimana mestinya apabila terdapat kekeliruan dalam Surat Keputusan ini.
- Kutipan** : Surat Keputusan ini disampaikan kepada yang bersangkutan untuk diketahui dan dilaksanakan sebagaimana mestinya.

Ditetapkan di Banjarmasin
Pada tanggal 23 Desember 2021
Dekan Fakultas Tarbiyah dan Keguruan
UIN Antasari Banjarmasin

Dr. H. Hafidhan, M.Pd
NIP. 196604051993031005

Ibu Dra. Andi Irtina, M.Pd :

how did u design ur research

what level from UPB?

kenapa Cuma student nya aja sementara teacher nya tidak? Add reasons

jelaskan semua nya tga cara kamu mendapatkan data nya

explain what is "in-home-language" I use a more familiar term

finding nya; how do the students engaged by the learning, jelaskan dengan detail

finding nya jelaskan lebih detail lagi

di conclusion nya juga membingungkan

Ibu Hidayah Nor, M.Pd :

abstract: penyusunan kalimatnya perlu di perbaiki.

academic advisor nya, ganti.

thnks to pihak UPB

def of keyterm... kepanjangan penjelasannya, tapi strategies seperti apa yg kamu maksud di sini apa,

dan key term nya harus kamu jelaskan semua sesuai versi kamu sendiri

harus pakai numbering system, jangan pakai garis2 atau titik2

L1 nya disebutkan dulu bahwa itu adlah 1st language baru boleh di singkat

perhatikan cara quoting

tech of data collection nya di beri nomor supaya mempermudah pembaca

di discussion itu, seharusnya dikaitkan antara finding dan teori yang kamu buat di ch.2

lampiran interview nya juga dilampirkan

buat list of figures, kasih halaman nya juga

Date	Notes	SIGNATURE
May 8/21	<ul style="list-style-type: none"> - In chapter I, definition of key terms have to explain on your own words. Pendapat ahli juga harus dituliskan yg kamu maksudkan apa, translanguaging dimaksud ini dari segi mana harus diperjelas sesuai dengan penelitiannya. Add some hadits or verse on holy Quran related to the topic. - Chapter II add minimal 2 pendapat on translanguaging strategy, hadits or verse holy Quran. Add the application translanguaging strategy in class. explain. - Tambahkan kelas yang mau diteliti ambil dan gunakan population and sample. - Explain in chapter III how you collect the data. etc. 	

CURRICULUM VITAE

I. Personal Details

Name : Maulidah
Place and Date of Birth : Negara, December 4th, 1996
Gender : Female
Marital Status : Single
Religion : Islam
Nationality : Indonesia
Parents : Majeri and Ardiah
Siblings : Ahmad Rizadi, S.Sos.I and Abd. Mujib S.Pd

II. Formal Educational Background

2001 - 2002 : Raudhatul - Athfal Kindergarten (TK Raudhatul Athfal)
2002 - 2008 : State Islamic Elementary School Negara (MIN Habirau Tengah)
2008 - 2011 : State Islamic Junior High School Negara (MTsN Habirau Negara)
2011 - 2014 : State Islamic Senior High School Negara (MA PIP Habirau Tengah)
2014 - 2021 : English Education Department of Antasari State Islamic University Banjarmasin

III. Organization Experience

-

Banjarmasin, December 30th 2021