

APPENDICES

Appendix 1 : Transliteration

QS. Al- Ma'idah: 2

Transliteration	English Translation	Indonesian Translation
Wa ta'aawanuu 'alal birri wattaqwaa, wa laa ta'aawanuu 'alal ithmi wal'udhwaani, wattaquu Allaha, innallaaha shadiidul 'iqaab.	And cooperate in righteousness and piety, but do not cooperate in sin and aggression. And fear Allah; indeed, Allah is severe in penalty.	Bersama-sama kerjakanlah kebajikan dan takwa, dan janganlah saling membantu dalam melakukan dosa dan permusuhan. Dan bertakwalah kepada Allah, sesungguhnya Allah sangat keras siksa-Nya.

Appendix 2 : Transcripts from videos

1. Counting Numbers TO 10 | Number Counting Story

What a beautiful day it is today, and one of our little geniuses and her mother are going for a walk through the park. The sun is shining. There is a nice fresh breeze, and in the distance, you can hear birds chirping. Look! You can see them now in those trees over there. It looks like they are getting ready to fly somewhere. Let's count together and see how many there are. One! Two! Three! Four! Five! Six! Seven! Eight! Nine! and Ten!

Let's follow and see where they are going. Hey, look over there! There is some children playing at the playground. It looks like they are having lots of fun. Let's see how many children go down the slide. One! Two! Three! Four! Five! Six! Seven! Eight! Nine! and Ten!

Do you hear that music? Let's go over and check it out! It's an ice cream truck. "Ice cream!" Look at all these people waiting in line. I wonder how many people there are. Let's count! One! Two! Three! Four! Five! Six! Seven! Eight! Nine! And Ten!

Finally, it's our turn to order, but we are having trouble deciding which flavour to get. I have a great idea... why not get them all? Let's see how many flavours that will be. One! Two! Three! Four! Five! Six! Seven! Eight! Nine! And Ten! Ummm, that was some pretty yummy ice cream. We can see that the sun is starting to go down and after having a fun afternoon playing at the park, it's time for our little

geniuses to head home. "Goodbye!" See you all next time! Thanks for watching! If you enjoyed the video, LIKE SUBSCRIBE click on the bell icon to get notifications for future videos and we'll see you in the next one!

2. Sea Animals for Kids | Get Ready for an Underwater Adventure!

Hello and welcome to Tutoring Hour. I am Moby the Monkey and I love scuba-diving. Would you like to explore the underwater world with me? Here comes our first sea animal, the sea turtle, paddling through the water. The sea turtle.

Floating and flipping comes one of the most intelligent creatures in the world, the dolphin. The dolphin.

Is that a ball? That's a puffer fish, or the blowfish as it is fondly called. It inflates into a ball to evade predators. The puffer fish.

Here comes the largest animal the whale, humming a not so melodious song, rising to the surface to breathe and spraying a rainbow from its blowhole. The whale.

Here comes Mr. Grumpy Gills, with a lashing tail and snapping teeth. The shark is looking for its prey. The shark.

Is it a fin thing or a wing thing? Aha, it's both! The flying fish! The flying fish.

Hooray! Here comes the manta ray, with its long flowy cloak! The manta ray.

That's Mr. Tentacool, the well-armed, blue-blooded octopus with his eight cool tentacles. The octopus.

Walking sideways and calling both land and water its home. Here comes the crab. The crab.

With a tubular snout and a toothless mouth, that's a seahorse swimming upright. The seahorse. Squirting ink to save itself, here goes the ten-armed squid. The squid.

Here comes the star of the sea, the starfish. The starfish.

Jiggling high and jiggling low, that's the jellyfish glowing in the dark. The jellyfish.

Ladies and gentlemen, we have an excellent swimmer visiting us, the shrimp. The shrimp.

The widdly-waddly walrus with its ivory tusk, in the shallow waters it spends its day from dawn to dusk. The walrus.

All the sea creatures on my bucket list have been checked off. You don't have to go scuba-diving to meet these sea creatures.

Visit www.tutoringhour.com for worksheets to test your new found knowledge. Like and subscribe for regular updates. Thanks for watching.

3. Months of the Year | Learn 12 Months of the Year | Educational Videos for Kids.

The Months of the Year.

We are the 12 mice in the barn, wiggling through gaps in holes, sniffing around the shelter. When a whisker-licking piece of cheese we find, our noses twitch, in our mouse water. Cheese, cheese, cheese, we chant, a mouse-tastic meal is all we want. We are the 12 mice in the barn, named after the 12 months of the year. January, February, March, April, May, June, July, August, September, October, November and December.

We are the 12 mice in the barn, named after the 12 months of the year. We nibble the cheese. On seeing a cat we don't ever freeze. We scurry back home. Agrh! We the forgetful mice don't remember where we live. We stand in front of the doors, numbered one through twelve, scratching our heads and thinking in vain. Can you help us find our home again? All you need to do is order the month of the year.

January is the first month. February is the second. The third month is March. April comes next, followed by May. The sixth month is June. July is the seventh month. The eighth month is August. September is the ninth month. The tenth month is October. November comes next and December is the last month.

We the 12 mice in the barn, named after the 12 months of the year are back home without any fear. Safe and sound, a few inches under the ground is how and where we are found!

Visit www.tutoringhour.com for worksheets to put your newfound knowledge to test. Like and subscribe to our channel for regular updates. Thanks for watching bye bye.

4. Unit 13 My Home - Story 1: "Welcome To My Home" by Alyssa Liang

It's story time. Welcome To My Home by Alyssa Liang.

This is my home. I live here with my family. This is our kitchen. We cook in the kitchen. This is our dining room. We eat in the dining room. This is our living room. We watch tv in the living room. This is our study. We read in the study this is our bathroom. We clean ourselves in the bathroom. This is our garage. We park our cars in the garage. This is my bedroom. I sleep in my bedroom.

Let's read!

My home.

Kitchen. Dining room.

Living room.

Study.

Bathroom.

Garage.

Bedroom.

Let's do the activities!

Activity 1

Color the picture. What do you see in the picture?

Ben's home.

Activity 2

Help ben find his bedroom. What does he see before he gets there?

He sees the kitchen, the living room, the study, the dining room, the bathroom and the garage.

Activity 3

Draw lines to the pictures that belong to a home. What do you do in each place?

We cook in the kitchen

We park our cars in the garage.

We clean ourselves in the bathroom.

We eat in the dining room.

We watch tv in the living room.

We sleep in our bedrooms.

We read in the study.

Activity 4

Letters G and g

Say the name of the letter and its sound.

G

g

Color the letters G and g.

Trace the letters G and g.

Activity 5

Test your understanding of the story. Say the name of each picture.

Ben's home.

Kitchen.

Dining room.

Living room.

Study.

Bathroom.

Garage.

Bedroom.

5. Unit 27 Garden - Story 2: "Yummy Vegetable Soup!" by Alyssa Liang

It's story time. Yummy Vegetable Soup by Alyssa Liang.

Aunt Cathy has a big garden she has planted a lot of vegetables there. She is a very good gardener. It is harvest time. Ben and Timmy are helping Aunt Cathy in the garden. They are picking tomatoes.

“Do you know what we can do with the tomatoes?” Ben asks Timmy.

“We can make tomato salad ”Timmy answers.

“What else?” Ben asks.

Timmy squeezes a tomato. Its juice splashes on his face.

“I know,” Timmy says, “We can make tomato juice”. They both laugh. Ben and Timmy are picking broccoli.

“Is broccoli juicy too?” Timmy asks Ben.

“Give it a try.” Ben suggests Timmy has a big bite.

“No it's not juicy,” Timmy says “It's crunchy.”

Ben and Timmy are picking peas.

“How do we eat this? The whole thing?” Timmy puts a pea pod into his mouth.

“No, Timmy,” Ben says. “You open the pod. You keep the peas and throw away the pod.”

Ben and Timmy are digging potatoes under the ground. Timmy picks up an open potato.

“Interesting!” Timmy says. “The potato is brown on the outside but white inside.”

Timmy has a bite of the potato. He spits it out immediately.

“Yuck! It doesn't taste like a potato,” Timmy says.

“Timmy,” Ben laughs. “You need to cook it first.”

Ben is pulling onions out of the ground. Timmy picks up an onion. He peels it open. Tears come down on his face.

“I don't know why i'm crying.” Timmy sobs.

“You're not really crying,” Ben explains.

”When you open an onion, it releases some gas. The gas makes your eyes water.”

Timmy and Ben bring the vegetables into Aunt Cathy's kitchen.

”Thank you my little helpers,” Aunt Cathy says.

“Let's see what we have here tomatoes, broccoli, peas, potatoes, and onion. Great! I can make you some vegetable soup.”

Timmy and Ben are eating Aunt Cathy's vegetable soup. It is delicious.

“Can I have some more?” Timmy asks. “It's so yummy!”

Let's do the activities!

Activity 1

How do you make vegetable soup? Draw lines to the correct pictures.

I need tomatoes, onions, potatoes, broccoli and peas.

Activity 2

What do you do with the vegetables? Circle the correct picture in each group and cross out the wrong one.

I make tomato salad.

I make a broccoli dish.

I eat peas without the pod.

I cook a potato before eating.

Activity 3

Draw a line along the path at Aunt Cathy's garden. Help Ben and Timmy pick vegetables and make them into yummy soup. What vegetables do they pick?

They pick tomatoes, broccoli, peas, onions and potatoes.

Activity 4

Long e

The word leaf has the long e sound. Write e in each word and read.

Leaf.

Sea.

Beach.

Read.

Complete the sentence and read!

“I eat a cake.”

Activity 5

Test your understanding of the story. What grows in Aunt Cathy's garden?

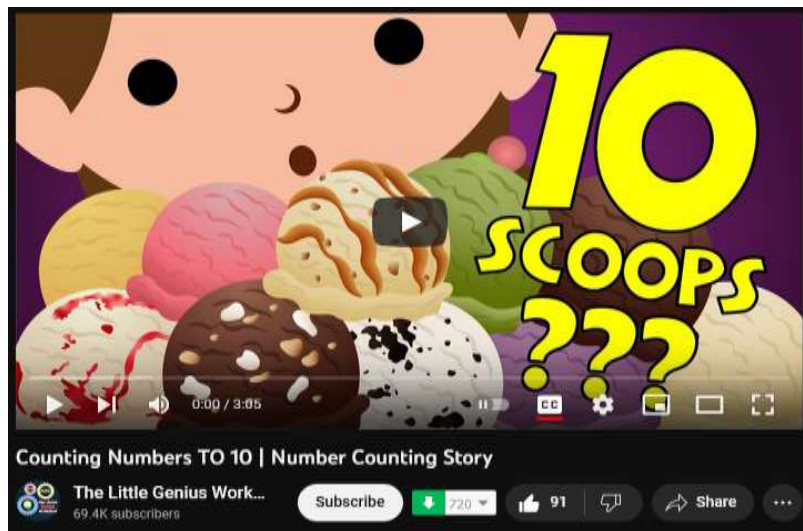
There are tomatoes, broccoli, peas, onions and potatoes in Aunt Cathy's garden.

Appendix 3 : Learning Content

Learning Contents

Five YouTube videos:

1). Counting Numbers TO 10 | Number Counting Story;










2). Sea Animals for Kids | Get Ready for an Underwater Adventure!;





3). Months of the Year | Learn 12 Months of the Year | Educational Videos for Kids;
for Kids;





4).Unit 13 My Home – Story 1 : “Welcome to My Home” by Alyssa Liang;





Activity 1 Color the picture. What do you see in the picture?

Ben's home

1:59 / 4:07

Activity 2 Help Ben find his bedroom. What does he see before he gets there?

2:10 / 4:07

Activity 3 Draw lines to the pictures that belong to a home. What do you do in each place?

2:32 / 4:07

Activity 4 Letters G and g

1. Say the name of the letter and its sound.

2. Color the letters G and g.

3. Trace the letters G and g.

G T V A
a g e s

C G g D
F G B g


3:11 / 4:07

Activity 5 Test your understanding of the story. Say the name of each picture.

Teacher's comments _____


3:53 / 4:07

5). Unit 27 Garden - Story 2: "Yummy Vegetable Soup!" by Alyssa Liang.



"Do you know what we can do with the tomatoes?" Ben asks Timmy.

"We can make tomato salad," Timmy answers.



It is harvest time. Ben and Timmy are helping Aunt Cathy in the garden. They are picking tomatoes.

Ben and Timmy are digging potatoes under the ground. Timmy picks up an open potato.



"Interesting," Timmy says. "The potato is brown on the outside, but white inside."

Activity 1 How do you make vegetable soup? Draw lines to the correct pictures.



tomatoes

apple

onions

broccoli

peas

potatoes

banana

© 2012 Play and Learn

 **Activity 5** Test your understanding of the story. What grows in Aunt Cathy's garden?



Teacher's comments: _____

© 2013 Myzoo.com

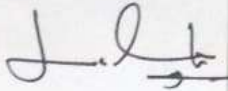
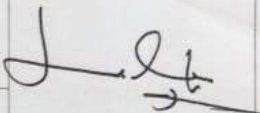
Appendix 4 : Thesis Consultation Notes



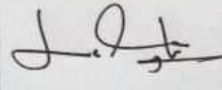


CONSULTATION NOTES

ADVISOR OF CONTENTS AND RESEARCH METHODS

NAME: AFIFAH LINDA SARI, S.S., M.Pd

Date	Notes	SIGNATURE
November 14 th 2022	Perbaikan background of study.	
	Pengurangan research question menjadi satu pertanyaan agar tidak membuat bingung, berbelit-belit apalagi melenceng dari tujuan di buatnya research ini.	
	Perbaikan sub-bab penulisan research.	
	Perbaikan definition of key terms.	
November 17 th 2022	Perbaikan format penulisan citation.	
	Perubahan video-video yang sesuai untuk digunakan sebagai media pembelajaran.	

December 19 th 2022	Perbaikan untuk teori-teori yang berhubungan dengan listening.	
	Perubahan judul penelitian yang awalnya hanya fokus ke listening skill. Dari research yang berjudul "YOUTUBE AS A DIGITAL SOURCE OF DIGITAL STORYTELLING FOR YOUNG LEARNERS IN LISTENING ENGLISH" menjadi "YOUTUBE AS A DIGITAL SOURCE OF STORYTELLING FOR YOUNG LEARNERS IN LEARNING ENGLISH".	
December 23 rd 2022	Perubahan video-video yang sesuai untuk digunakan sebagai media pembelajaran.	
	Perbaikan format penomoran sub judul dan urutannya.	
February 17 th 2023	Perbaikan format penomoran sub judul.	
	Perbaikan format penomoran media gambar yang ada di bab 4 dari media video pertama sampai video terakhir.	

Appendix 5 : Certificate of Seminar Proposal



**KEMENTERIAN AGAMA
UNIVERSITAS ISLAM NEGERI ANTASARI
FAKULTAS TARBIYAH DAN KEGURUAN
PRODI TADRIS BAHASA INGGRIS**

Jalan Jenderal Ahmad Yani KM. 4.5 Banjarmasin Telepon (0511) 3253939 Faksimile (0511) 3274492
Web: www.uin-antasari.ac.id

SURAT KETERANGAN

Nomor: B-868/Un.14/III.1.f/PP.00.9/09/2022

Yang bertanda tangan di bawah ini, menerangkan bahwa:

Nama : Maulida Wahyuni
N I M : 1601240721
Jurusan/Prodi : Tadris Bahasa Inggris
Alamat : Komp. Emil Tember, RT. 008, Desa Tungkaran
Pengeran, Kecamatan Simpang Empat, Kabupaten
Tanah Bumbu.

adalah benar telah melaksanakan Seminar Desain Operasional Skripsi yang berjudul:

**"YOUTUBE AS A DIGITAL SOURCE OF DIGITAL STORYTELLING FOR
YOUNG LEARNERS IN LISTENING ENGLISH"**

Pada Hari/Tanggal : Rabu, 14 September 2022
Tempat : FTK Ruang 1.28

Demikian surat keterangan ini dibuat, untuk dipergunakan sebagaimana mestinya.

Banjarmasin, 14 September 2022

Ketua,


 Afifah Linda Sari

Appendix 6: Title Change Letter



**KEMENTERIAN AGAMA
UNIVERSITAS ISLAM NEGERI ANTASARI
FAKULTAS TARBIYAH DAN KEGURUAN
PRODI TADRIS BAHASA INGGRIS**

Jalan Jenderal Ahmad Yani KM. 4,5 Banjarmasin Telepon (0511) 3253959 Faksimile (0511) 3274492
Web: www.flk.uin-antasari.ac.id

Nomor : B - 1252/Un.14/III.1.f/PP.00.9/12/2022
Lamp : -
Hal : **Perubahan Judul Skripsi**

Kepada Yth.
Sdr (i) Maulida Wahyuni
NIM. 1601240721
Mahasiswa Jurusan TBI
di Banjarmasin

Assalamu'alaikum. Wr. Wb.

Berdasarkan usulan dari Dosen Pembimbing Skripsi tentang perubahan Judul Skripsi, demikian pula setelah kami mengadakan penelitian dan peninjauan seperlunya terhadap Proposal Skripsi Sdr (i), dengan ini kami menyatakan dapat menyetujui judul skripsi Sdr (i) yang semula berbunyi:

**YOUTUBE AS A DIGITAL SOURCE OF DIGITAL STORYTELLING FOR
YOUNG LEARNERS IN LISTENING ENGLISH**

Berubah menjadi:

**YOUTUBE AS A DIGITAL SOURCE OF STORYTELLING FOR YOUNG
LEARNERS IN LEARNING ENGLISH**

Menunjuk :

1. Afifah Linda Sari, M. Pd sebagai Dosen Pembimbing Skripsi.

Demikian agar Sdr (i) segera menghubungi pembimbing untuk konsultasi selanjutnya.

Wassalamu'alaikum. Wr. Wb.

Banjarmasin, 21 Desember 2022
Ketua Prodi
Tadris Bahasa Inggris



Afifah Linda Sari

CURRICULUM VITAE

I. Personal Details

Name : Maulida Wahyuni
Place and Date of Birth : Serui, July 06th, 1998
Gender : Female
Marital Status : Single
Religion : Islam
Nationality : Indonesia
Parents : Muhammad Iswahyudi and Jamilah
Sibling : Havidatun Wahyu Nafilah

II. Formal Educational Background

2003 : Kartini KODECO Kindergarten (TK Kartini KODECO)
2009 : State Elementary School 4 Tungkaran Pangeran (SDN-4 Tungkaran Pangeran)
2012 : Darul Azhar Islamic Junior High School (MTs Darul Azhar)
2015 : Islamic Senior High School Darul Azhar (MA Darul Azhar)
2016-2023 : English Education Department of Antasari State Islamic University Banjarmasin

Banjarmasin, 06 April 2023