

APPENDICES

Appendix 1 : Transliteration

Al-Qur'an (Verse)	Translation	
	English	Indonesian
Q.S Ar-Rahman/27:3-4	<p>(3) He hath created man,</p> <p>(4) He hath taught him utterance.</p>	<p>(3) <i>“Dia menciptakan manusia,</i></p> <p>(4) <i>Dia mengajarnya pandai menjelaskan.”</i></p>
Q.S Taha/20: 27-28	<p>(27) And loose a knot from my tongue,</p> <p>(28) That they may understand my saying.”</p>	<p>(27) <i>“Dan lepaskanlah kekakuan dari lidahku,</i></p> <p>(28) <i>agar mereka mengerti perkataanku.”</i></p>

Appendix 2: Observation Sheet

“Skit Technique Practice in Teaching Speaking”

School : _____ **Grade** : _____ **Observer:** _____

Teacher: _____ **Observation Date :** _____ **Meeting :** _____

No.	Observed Aspects	Teacher's Implementation		Students' Responses		Remark
		Yes	No	(+)	(-)	
1.	The teacher chooses teaching material according to the level of students.					
2.	The teacher prepares the lesson plan.					
3.	The teacher prepare appropriate topic and material for the technique.					
4.	The teacher prepare the text.					
5.	The teacher conducts brainstorming related to the topic or material about the narrative text.					
6.	The teacher explain the definition of skit to the students.					

7.	The teacher ask the students to read the text and find out the figure in the text.					
8.	The teacher and students identify the figure, setting and the events in the text.					
9.	The teacher divides students into several groups based on how many figures that found by the students in the text.					
10.	The teacher explain to the students how to write drama script based on the text.					
11.	The teacher ask the students to write drama script based on the text.					
12.	The teacher asks students to modify drama scripts that contain short humorous based on students' imagination and creativity.					
13.	The teacher asks students to practice based on their figure.					

14.	The teacher asks students to act in the front of class based on their groups and figure.					
15.	The teacher be a facilitator for students.					
16.	The teacher not always use her mother tongue when deliver the teaching process.					
17.	The teacher monitor the students during the task					
18.	The teacher provides feedback and corrections to the students.					
19.	The teacher ask the students to use properties based on their figure					
20.	The teacher encourage the students to speak English during the learning process.					

Appendix 3: Observation Result

The Observation Sheet to Know the Teacher Implement

Skit Technique in Teaching Speaking

School : Man 3 Bangermasin Grade : X - A Observer : Anisa Patmasari

Teacher : Mrs. Purwanti Observation Date : Monday, 27/feb/2023 Time : 13.45 - 15.10

No.	Observed Aspects	Teacher's Implementation		Students' Responses		Remark
		Yes	No	(+)	(-)	
1.	The teacher chooses teaching material according to the level of students.	✓		✓		
2.	The teacher prepares the lesson plan.	✓		✓		
3.	The teacher prepare appropriate topic and material for the technique.	✓		✓		
4.	The teacher prepare the text.	✓		✓		
5.	The teacher conducts brainstorming related to the topic or material about the narrative text.		✓		✓	

6.	The teacher explain the definition of skit to the students.	✓		✓		
7.	The teacher ask the students to read the text and find out the figure in the text.	✓		✓		
8.	The teacher and students identify the figure, setting and the events in the text.	✓		✓		
9.	The teacher divides students into several groups based on how many figures that found by the students in the text.	✓		✓		
10.	The teacher explain to the students how to write drama script based on the text.	✓		✓		
11.	The teacher ask the students to write drama script based on the text.	✓		✓		
12.	The teacher asks students					

	to modify drama scripts that contain short humorous based on students' imagination and creativity.	✓		✓		
13.	The teacher asks students to practice based on their figure.	✓		✓		
14.	The teacher asks students to act in the front of class based on their groups and figure.	✓		✓		
15.	The teacher be a facilitator for students.	✓		✓		
16.	The teacher not always use her mother tongue when deliver the teaching process.		✓		✓	
17.	The teacher monitor the students during the task	✓		✓		
18.	The teacher provides feedback and corrections to the students.	✓		✓		

19.	The teacher ask the students to use properties based on their figure		✓		✓	
20.	The teacher encourage the students to speak English during the learning process.	✓			✓	

Appendix 4: Interview Guides

No.	Questions
1.	Are there any difficulties when implement the skit technique in teaching speaking?
2.	Can skit technique motivate the students to speak aloud in English?
3.	Is the skit technique easy and simple to implement in teaching speaking?
4.	Is the skit technique a suitable technique to be applied in teaching speaking?
5.	How are the students' responses toward skit technique in teaching speaking?
6.	If I could be mentioned, are the students interest in learning and speaking English through the use of this technique?
7.	What do you think about the skit technique?
8.	Is skit technique an effective technique in teaching speaking?

Appendix 5: Interview Result

No.	Questions	Teacher's Answer
1.	Are there any difficulties when implement the skit technique in teaching speaking?	<p><i>“Menurut saya kesulitan dalam menerapkan teknik ini adalah sulit membagi waktu untuk menampilkan drama siswa, karena untuk mengoptimalkan pementasan drama siswa membutuhkan waktu yang cukup lama, karena ada beberapa kelompok maka saya memberikan waktu yang singkat kepada siswa untuk menampilkan drama mereka. .”</i></p>
2.	Can skit technique motivate the students to speak aloud in English?	<p><i>“Sangat bisa. Karena selain belajar, dengan diterapkannya teknik ini kepada para siswa, khususnya siswa yang sedang berada pada fase remaja, yaitu siswa menengah atas yang masih gemar bermain. Dengan menggunakan teknik ini, selain belajar siswa juga dapat bermain melalui pertunjukan drama. Teknik ini juga dapat meningkatkan keterampilan berbicara dan pronunciation siswa. Dengan begitu, saya berasumsi bahwa teknik seperti ini diperlukan.”</i></p>
3.	Is the skit technique easy and simple to implement in teaching speaking?	<p><i>“Jika dibandingkan dengan teknik lain seperti story telling yang mana yang berperan hanya satu orang saja. Sedangkan teknik ini harus dimainkan oleh semua orang. Oleh sebab itu teknik ini bagus untuk digunakan karena didalam grup terdapat beberapa karakter. Tetapi mudah atau tidaknya penggunaan teknik ini tergantung skill yang dimiliki oleh siswa, jika siswa sudah memiliki keterampilan yang baik maka teknik ini mudah diterapkan.”</i></p>

4.	Is the skit technique a suitable technique to be implement in teaching speaking?	<i>“Sangat cocok dan bagus untuk diterapkan dalam pengajaran speaking. Dengan diterapkannya teknik ini kepada siswa, dapat meningkatkan keterampilan speaking siswa dan mendorong siswa untuk lebih menyukai bahasa Inggris, khususnya keterampilan berbicara. Dengan teknik ini siswa juga dapat melatih pronunciation dan juga kemampuan berbicara mereka.”</i>
5.	How are the students’ responses toward skit technique in teaching speaking?	<i>“Respon siswa sangat luar biasa dan sangat menarik. Siswa juga terlihat aktif dan senang saat teknik ini diterapkan. Teknik ini juga bisa diterapkan pada pertemuan lain dengan cerita yang berbeda.</i>
6.	If I could be mentioned, are the students interest in learning and speaking English through the use of this technique?	<i>“Jika diingat kembali, penggunaa teknik ini cukup menarik perhatian siswa. Karena penggunaan teknik ini selain belajar, siswa juga bisa melakukan berbagai macam aktivitas yang tentunya membuat siswa tertarik untuk berbicara dan berkomunikasi menggunakan Bahasa inggris.”</i>
7.	What do you think about the skit technique?	<i>“Skit technique merupakan suatu teknik yang cukup baik untuk diaplikasikan di dalam pengajaran berbicara. Karena dalam penggunaan teknik ini siswa dapat berinteraksi maupun berkomunikasi antara satu dan lainnya.”</i>
8.	Is skit technique an effective technique in teaching speaking?	<i>“Menurut saya, mengajar dengan menggunakan teknik ini cukup efektif bagi siswa. Kaarena dalam penggunaan teknik ini, siswa didorong untuk lebih banyak berbicara dengan teman mereka di depan kelas. Selain itu siswa terlihat lebih nyaman ketika menggunakan teknik ini. Akan tetapi teknik ini tidak bisa digunakan untuk setiap mata pelajaran.”</i>

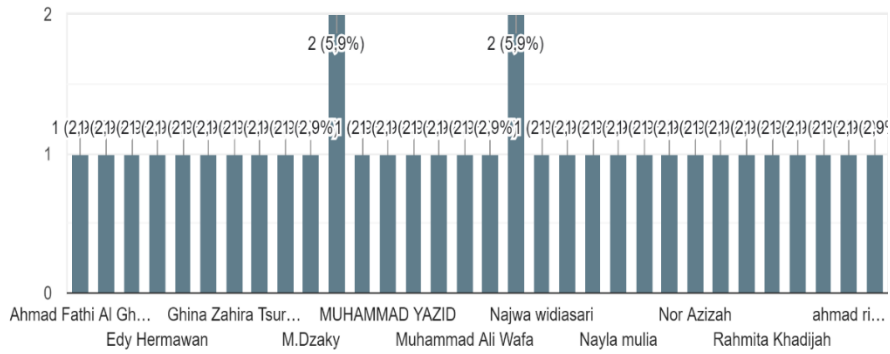
Appendix 6: Transcript of Questionnaire

No.	Responder Name	Gender
1.	Noor Aisya Humaira	Female
2.	Alya Mukhbita	Female
3.	Faramitha	Female
4.	Nashwa Wideasari	Female
5.	Nor Azizah	Female
6.	Muhammad Irfan Habibie	Male
7.	Romie Ramadhani	Male
8.	Najwa Wideasari	Female
9.	Muhammad Ibnu Sina	Male
10.	Nayla Athiroh	Female
11.	Herdanti Visca Amelia	Female
12.	Hana Nabilah	Female
13.	Ghina Zahira Tsurayya	Female
14.	Rahmita Khadijah	Female
15.	Salsa Angraini Wirawan	Female
16.	Novia Azzahra	Female
17.	Nur Syifa Rapih	Female
18.	Maudhilla Fathia	Female
19.	Nayla Mulia	Female
20.	Muhammad Dzaky	Male
21.	Avecena Al-gifhary Fikri	Male
22.	Edy Hermawan	Male
23.	M.Mufid Insan Pratama	Male
24.	Akhmad Nabil Aiman	Male

25.	Nafis Ahmad Ma'ruf	Male
26.	Farrel shadiq	Male
26.	Mahdalena Febrianti	Female
27.	Muhammad Ali Wafa	Male
28.	Ahmad Fathi Al Ghifari	Male
29.	Ni'ma Maula	Female
30.	M.Mufid Insan Pratama	Male
31.	Ahmad Ripai	Male
32.	Muhammad Yazid	Male

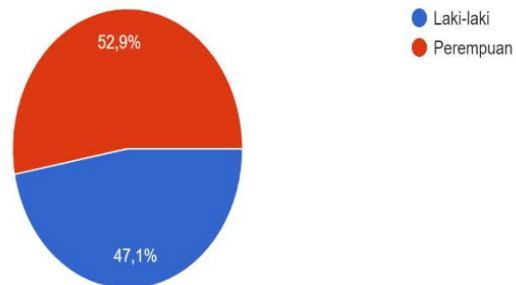
Nama Lengkap

34 jawaban



Jenis Kelamin

34 jawaban



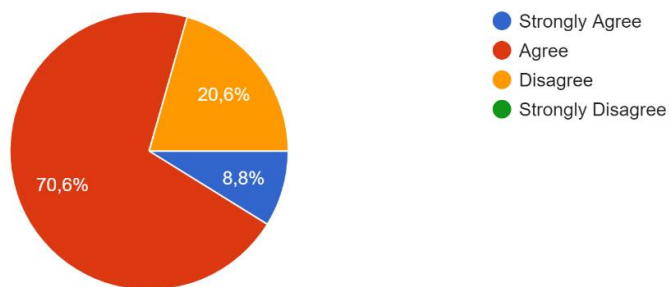
Keterangan :

1. SA: Strongly Agree (Sangat Setuju)
2. A: Agree (Setuju)
3. D: Disagree (Tidak Setuju)
4. SD: Strongly Disagree (Sangat Tidak Setuju)

Appendix 7: Questionnaire Result

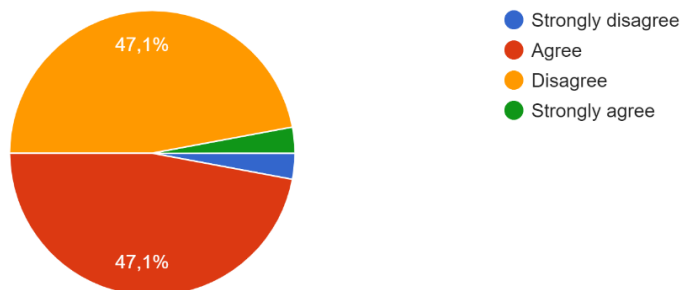
I enjoy to speak English in the class during teaching and learning process using skit technique

34 jawaban



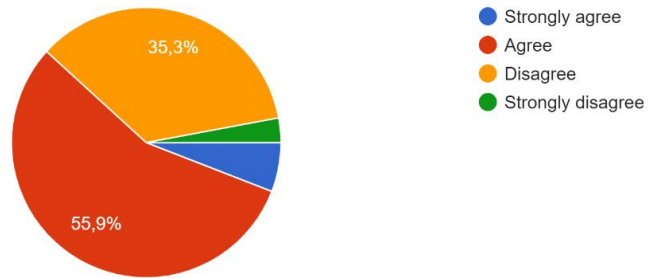
I don't have trouble to speak English in the class during teaching and learning process using skit technique

34 jawaban



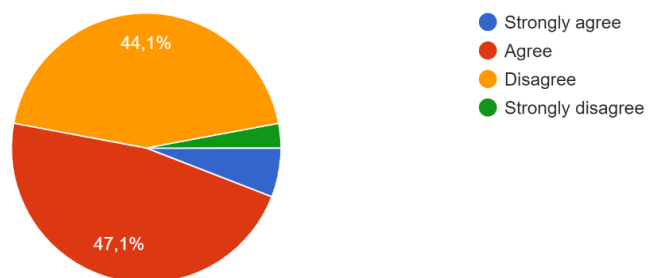
I like to speak English during teaching and learning process using skit technique

34 jawaban



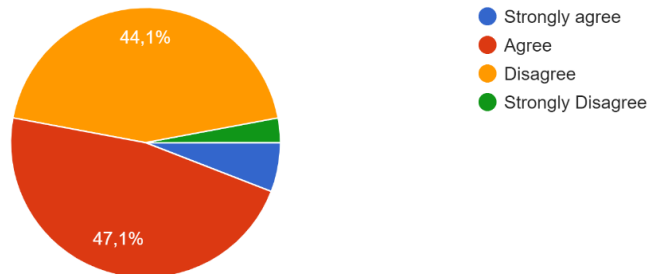
I don't realize that I have spoken in English during teaching and learning process using skit technique

34 jawaban



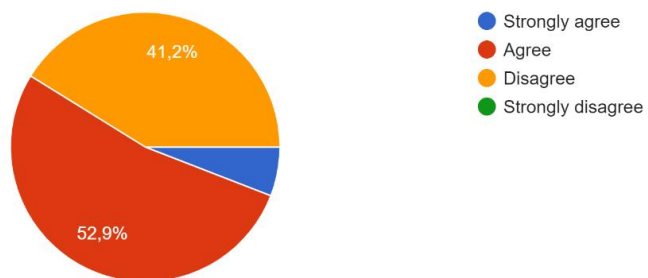
I don't feel nervous to speak English in front of my friends during teaching and learning process using skit technique

34 jawaban



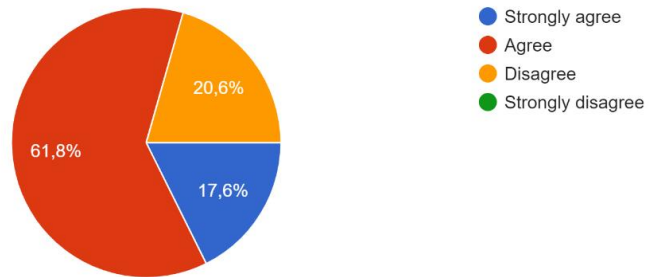
I don't feel bored during teaching and learning process using skit technique

34 jawaban



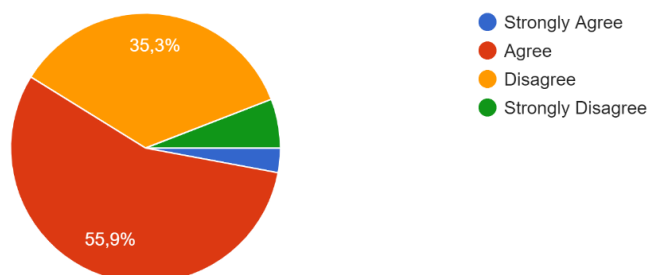
I feel motivated to improve my English skills after the teacher teaches using skit technique

34 jawaban



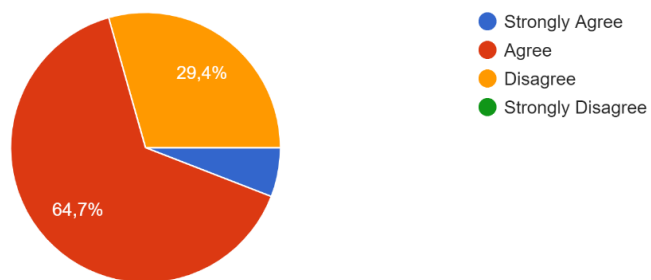
I feel more confident to speak English in the class during the teaching and learning process using skit technique

34 jawaban



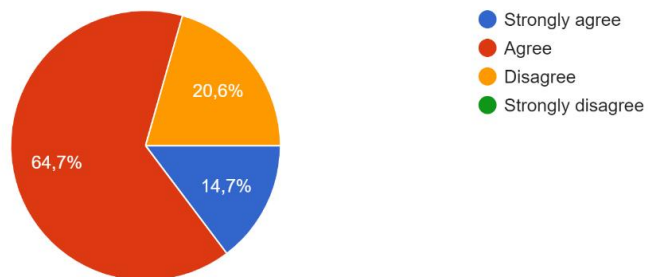
I'm not afraid to make mistakes when speak English during the teaching and learning process using skit technique

34 jawaban




I think that learning English is fun way after the teacher teaches using skit technique

34 jawaban



Appendix 8: Research Letter


KEMENTERIAN AGAMA REPUBLIK INDONESIA
UNIVERSITAS ISLAM NEGERI ANTASARI BANJARMASIN
FAKULTAS TARBİYAH DAN KEGURUAN
 Jalan Jenderal Ahmad Yani Km. 4.5 Banjarmasin 70235
 Telepon: (0511) 3262426; (0511) 6783136
 E-mail: ftk@uin-antasari.ac.id Website: ftk.uin-antasari.ac.id


Nomor : B- 505 /Un.14/III.1/PP.00.9/02/2023 16 Februari 2023
 Sifat : Penting
 Lampiran : 1 (Satu) Berkas
 Hal : Mohon Izin Riset

Yth. Kepala MAN 3 Banjarmasin
 Kota Banjarmasin

Assalamu'alaikum Wr.Wb
 Sehubungan rencana penelitian yang akan dilaksanakan oleh mahasiswa (i) dalam rangka penyusunan skripsi, maka dengan ini kami mohon izin serta bantuan Bapak/Ibu agar kiranya berkenan memberikan informasi/data yang diperlukan oleh :

Nama : Anisa Patmasari
 NIM : 190101030722
 Program Studi : Tadris Bahasa Inggris
 Fakultas : Tarbiyah dan Keguruan
 Alamat : Jl. Manunggal II, Gang 9, Kelurahan Kebun Bunga, Banjarmasin Timur, Kota Banjarmasin, Kalimantan Selatan.
 No HP : 0858-2208-4165

Demikian surat keterangan ini kami sampaikan, atas perhatian dan perkenan Bapak/Ibu serta kerjasamanya yang baik kami ucapkan terimakasih.
Wassalamu'alaikum Wr.Wb


 Wakil Dekan Bidang Akademik dan Kelembagaan,
 RE. Ahmad Muradi

Tembusan :
 Dekan Fakultas Tarbiyah dan Keguruan



**KEMENTERIAN AGAMA REPUBLIK INDONESIA
UNIVERSITAS ISLAM NEGERI ANTASARI BANJARMASIN
FAKULTAS TARBIYAH DAN KEGURUAN**

Jalan Jenderal Ahmad Yani Km. 4.5 Banjarmasin 70235
Telepon: (0511) 3262426; (0511) 6783136
E-mail: ftk@uin-antasari.ac.id Website: ftk.uin-antasari.ac.id

SURAT RISET

Nomor : B-505/Un.14/III.1/PP.00.9/02/2023

Yang bertanda tangan tangan Wakil Dekan Bidang Akademik dan Kelembagaan Fakultas Tarbiyah dan Keguruan UIN Antasari, dengan ini menugaskan kepada :

Nama : Anisa Patmasari
NIM : 190101030722
Semester : VIII (Delapan)

Alamat : Jl. Manunggal II, Gang 9, Kelurahan Kebun Bunga, Banjarmasin Timur, Kota Banjarmasin, Kalimantan Selatan.

Tugas : Melakukan Riset / Penelitian Ilmiah dalam rangka pengumpulan data untuk penyusunan Skripsi sarjana dengan Judul :

SKIT TECHNIQUE PRACTICE IN TEACHING SPEAKING

Tempat Penelitian : MAN 3 Banjarmasin
Lamanya Riset : 2 (Dua) Bulan
Dari Tanggal : 23 Februari 2023
Sampai Tanggal : 23 April 2023


Demikian surat Riset diberikan kepada ybs, agar pihak-pihak yang berkepentingan dapat memberikan bantuan seperlunya.

Banjarmasin, 16 Februari 2023

Wakil Dekan Bidang Akademik dan Kelembagaan,


Dr. Ahmad Muradi, M.Ag
NIP. 197808082005011006

Mahasiswa yang bersangkutan,


Anisa Patmasari
190101030722



**KEMENTERIAN AGAMA REPUBLIK INDONESIA
UNIVERSITAS ISLAM NEGERI ANTASARI BANJARMASIN
FAKULTAS TARBIYAH DAN KEGURUAN**

Jalan Jenderal Ahmad Yani Km. 4.5 Banjarmasin 70235
Telepon: (0511) 3262426; (0511) 6783136
E-mail: ftk@uin-antasari.ac.id Website: ftk.uin-antasari.ac.id

Nomor : B-505/Un.14/III.1/PP.00.9/02/2023 16 Februari 2023
Sifat : Penting
Lampiran : 1 (Satu) Berkas
Hal : Mohon Izin Riset

Yth. Kantor Kementerian
Agama Kota Banjarmasin
.....

Assalamu'alaikum Wr.Wb

Sehubungan rencana penelitian yang akan dilaksanakan oleh mahasiswa (i) dalam rangka penyusunan skripsi, maka dengan ini kami mohon izin serta bantuan Bapak/Ibu agar kiranya berkenan memberikan informasi/data yang diperlukan oleh :

Nama : Anisa Patmasari
NIM : 190101030722
Program Studi : Tadris Bahasa Inggris
Fakultas : Tarbiyah dan Keguruan
Alamat : Jl. Manunggal II, Gang 9, Kelurahan Kebun Bunga, Banjarmasin Timur, Kota Banjarmasin, Kalimantan Selatan.
No HP : 0858-2208-4165

Demikian surat keterangan ini kami sampaikan, atas perhatian dan perkenan Bapak/Ibu serta kerjasamanya yang baik kami ucapkan terimakasih.

Wassalamu'alaikum Wr.Wb

Wakil Dekan Bidang Akademik dan
Kelembagaan,

Ahmad Muradi



Tembusan :
Dekan Fakultas Tarbiyah dan Keguruan



KEMENTERIAN AGAMA REPUBLIK INDONESIA
KANTOR KEMENTERIAN AGAMA KOTA BANJARMASIN
MADRASAH ALIYAH NEGERI 3 BANJARMASIN
Jl. Batu Benawa I No.61 Rt. 41 Banjarmasin 70117
Telpon (0511) 4365828 Fax. (0511) 4365828
E-mail : mantiga554642@gmail.com

SURAT KETERANGAN

Nomor : 0417 /Ma.17.01-3 / PP.00.6 /06/ 2023

Sehubungan dengan surat dari Universitas Islam Negeri Antasari Fakultas Tarbiyah dan Keguruan Prodi Tadris Bahasa Inggris, dengan nomor : B-52/Un.14/III.1.f/PP.00.9/02/2023 pada tanggal 03 Februari 2023, hal : Permohonan Pengamatan dan Pengambilan Data Praskripsi.

Maka yang bertanda tangan dibawah ini :

Nama : Dra. Hj. Nana Mairi, M.Pd
NIP : 19650504 199403 2 004
Jabatan : Kepala Madrasah
Unit Kerja : MAN 3 Banjarmasin

Menerangkan dengan sesungguhnya bahwa :

Nama : Anisa Patmasari
NIM : 190101030722
Program Studi : S1 Pendidikan Bahasa Inggris

Telah selesai melakukan Penelitian di Madrasah Aliyah Negeri 3 Banjarmasin, dengan judul:

“Skit Technique Practice in Teaching Speaking”

Demikian surat keterangan ini diberikan untuk dapat dipergunakan sebagaimana mestinya.

Banjarmasin, 16 Juni 2023

Kepala MAN 3 Banjarmasin,



Appendix 9: Certificate of Seminar Proposal



**KEMENTERIAN AGAMA
UNIVERSITAS ISLAM NEGERI ANTASARI
FAKULTAS TARBIYAH DAN KEGURUAN
PRODI TADRIS BAHASA INGGRIS**

Jalan Jenderal Ahmad Yani KM. 4,5 Banjarmasin Telepon (0511) 3253939 Faksimile (0511) 3274492
Web: www.ftk.iain-antasari.ac.id

SURAT KETERANGAN

Nomor: B-119/Un.14/III.1.f/PP.00.9/02/2023

Yang bertanda tangan di bawah ini, menerangkan bahwa:

Nama : Anisa Patmasari
N I M : 190101030722
Jurusan/Prodi : Tadris Bahasa Inggris
Alamat : Jl. Manunggal II, Gang 9, Kel. Kebun Bunga, Banjarmasin Timur.

adalah benar telah melaksanakan Seminar Desain Operasional Skripsi yang berjudul:

“SKIT TECHNIQUE PRACTICE IN TEACHING SPEAKING”

Pada Hari/Tanggal : Jum'at, 24 Juni 2022
Tempat : Online

Demikian surat keterangan ini dibuat, untuk dipergunakan sebagaimana mestinya.

Banjarmasin, 20 Februari 2023

Ketua,



Afifah Linda Sari

Appendix 10: Seminar Proposal Letter

 <p>UIN UNIVERSITAS ISLAM NEGERI ANTASARI BANJARMASIN</p>	<p>KEMENTERIAN AGAMA REPUBLIK INDONESIA</p> <p>UNIVERSITAS ISLAM NEGERI ANTASARI BANJARMASIN FAKULTAS TARBIYAH DAN KEGURUAN PRODI TADRIS BAHASA INGGRIS Jalan Jenderal Ahmad Yani KM. 4,5 Banjarmasin 70235 Telepon (0511) 3253939 Faksimile (0511) 3274492 Email: tbi@uin-antasari.ac.id Web: ftk.iain-antasari.ac.id</p>	
SEMINAR PROPOSAL SKRIPSI		
Hari/Tanggal	: Jum'at, 24 Juni 2022.	
Judul Proposal Skripsi	: Skit Technique Practice in Teaching Speaking	
Nama Penyaji/NIM	: Anisa Patmasari / 190101030722	
Dosen pembimbing	: Drs. Saadillah, M.Pd : Yokke Andini, M.Pd	
Ruang Seminar	: Online	
Alamat Rumah	: Jl. Manunggal II Gang 9, Kebun Bunga Kel., Banjarmasin Timur.	
Penanggap Utama	: Gusti Rafi'atussyifa	
Penanggap Umum	: 1. Dini Nadia Sahdiah 2. Melisa Khairaini	
Banjarmasin, 24 Juni 2022		
Pembimbing, (Konten & Metodologi)	Pembimbing, (Bahasa & Teknik Penulisan)	Moderator,
		
Drs. Saadillah, M.Pd	Yokke Andini, M.Pd	Moderator : Mawar Siti Khadijah
NIP. 196405201992031006	NIP. 201701038	NIP.
<small>Prodi 2022</small>		

Appendix 11: Thesis Consultations Notes



UIN

UNIVERSITAS ISLAM NEGERI
ANTASARI
BANJARMASIN

CONSULTATION NOTES

ADVISOR OF CONTENTS AND RESEARCH METHODS

NAME OF ADVISOR: Drs. SAADILLAH, M. Pd

DATES	NOTES	SIGNATURE
Wednesday, December 14 th 2022	<ul style="list-style-type: none"> Do observation and ask for research permission in advance at MAN 3 Banjarmasin. Add the theory about "Skit Technique" on theoretical review. 	
Tuesday, February 14 th 2023	<ul style="list-style-type: none"> Consistent in writing the word "technique" in the thesis. Add references from 10 printed books. Sorting references according to thesis guidelines. 	

	<ul style="list-style-type: none"> Fix the grammar in interview guides. 	
Friday, May 15 th 2023	<ul style="list-style-type: none"> Adjust the research question with the conclusion. Adjust the table of content. Check some incorrect grammar. Fix spacing between pages with word lines. 	
Monday, May 22 nd 2023	<ul style="list-style-type: none"> Add a statement in the acknowledgment section for the school and English teacher. Adjust the order of references with the writing guidelines. 	



CONSULTATION NOTES

ADVISOR OF CONTENTS AND RESEARCH METHODS

NAME OF ADVISOR: YOKKE ANDINI, S. S., M.Pd

DATES	NOTES	SIGNATURE
Thursday, 29 December 2022	<ul style="list-style-type: none"> Fixed the margin. Fixed the spacing between lines of text and logo on the cover. Add and strengthen the theory about "Skit Technique" on definition of key terms. 	
Wednesday, 25 January 2023	<ul style="list-style-type: none"> Fixed the theoretical description. Correct references and citations based on APA 7th unimelb. 	

Monday, 29 March 2023	<ul style="list-style-type: none"> Pay attention again to the writing according to the thesis guides. Reinforce the statement in the abstract. Add the statements contained in the technique of data collection and adjust with the conditions in the field. Categorize the findings contained in Chapter 4 with the findings contained in the field. 	
Friday, 09 June 2023	<ul style="list-style-type: none"> Check plagiarism first. Fixed layout in the acknowledgment. Fixed the spacing in the table of content. Delete the word "ayah" into "verse". 	

- | | | |
|--|---|--|
| | <ul style="list-style-type: none">• Relate the meaning of the verses of the Qur'an with interpretation.• Change the tenses in the background.• Finding the questionnaire can be strengthened by the results contained in the observations.• The statement "agree" is explained again in the finding section. | |
|--|---|--|

CURRICULUM VITAE

I. Personal Detail

Full Name : Anisa Patmasari
SRN : 190101030722
Place and Date of Birth : Kotawaringin Barat, October 19th, 2000
Gender : Female
Marital Status : Single
Religion : Islam
Nationality : Indonesia
Parents : Ahmad Yani and Nur Hayati
Siblings : Alfianur
Phone Number : +6285822084165
Email Address : annisapatmasari005@gmail.com

II. Formal Education Background

2006 - 2007 : Kindergarten Tunas Bangsa
2007 – 2013 : 1st State of Elementary School of Lada Mandala Jaya
2013 – 2016 : 3rd State Junior High School of Lada Mandala Jaya
2016 – 2019 : 1st State Senior High School of Pangkalan Lada

2019 – 2023 : English Education Department of Antasari State

Islam University Banjarmasin

III. Organization Experience

-

Banjarmasin, 17th May 2023

The writer

A handwritten signature in black ink, appearing to be 'Anisa Patmasari', written in a cursive style.

Anisa Patmasari