

## **CHAPTER IV**

### **FINDING AND DISCUSSION**

#### **A. FINDING**

This study aims to define artificial intelligence-powered websites that can be employed on Writing Process, as the researcher stated in the research objectives. The research findings are presented in this chapter and are divided down into two sections: Findings and Discussion. Digital resources are those that were either developed and conceptualized digitally or that were transformed from analog to digital format.

In the Finding section, the researcher divided the results into three parts, Artificial Intelligence-Powered Websites for Writing Sources, for Journals Review, and for Paraphrase:

##### 1. AI-Website for Writing Sources

There are two websites for writing sources:

###### a. Perplexity AI

Artificial intelligence is becoming more widely acknowledged in the modern technology era. One of artificial intelligence tool with unique features is Perplexity AI. As an artificial intelligence-powered chatbot, Perplexity functions similarly to an online search engine. With just one click, users may conduct information searches across a range of discussion subjects.

Perplexity AI will respond to questions typed in a way that makes sense for the instructions.



*Figure 4.1 Home Page of Perplexity*

Perplexity resembles the already common ChatGPT when looking at its structure and design. Given that both make use of the Generative Pre-Training Transformer (GPT) language model, this is further supported. Nevertheless, GPT-3.5, an older version, is used by Perplexity.

Perplexity is an artificial intelligence-based technology that has several of innovative characteristics. These are a few of Perplexity's features

1) The Search Engine

As previously mentioned, Perplexity is an artificial intelligence-powered search engine that functions similarly to a chatbot. This is the primary Perplexity feature that actually benefits users.

2) Searching Source Inclusion

Every response that Perplexity AI quotes will be shown on the search results page thanks to its source curation feature. This will therefore give the response more legitimacy.

3) Modify Question

Users can amend questions until they receive an adequate response in the next feature. This undoubtedly aids users in receiving precise and reliable responses.

4) Chrome Extension

Google Chrome users who frequently use Perplexity AI on computers can utilize it as an extension. Users will find it easier to use Perplexity as a result.

5) Threads

Based of the Threads feature, Perplexity can be used as social media in addition to being an AI chatbot. Users can

communicate with one another and share threads with this feature.

With the aforementioned characteristics, Perplexity has several benefits. The many benefits of confusion include the following:

- 1) Answers load more quickly
- 2) Fewer glitches and crashes while using the system
- 3) The answers are more thorough and detailed.
- 4) Complete with online search engines, adding to its legitimacy.
- 5) The application is less in size.

Researcher have found that the most practical benefit for users is that each search they submit has the source mentioned right there. This is advantageous for educators, teachers, and students who need reliable sources for their writing assignments.

There are the way how to use Perplexity AI:

- 1) Use Google Chrome to access the Perplexity AI website.
- 2) You can use the following URL to access the website directly, or you can search for keywords to discover it:  
<https://www.perplexity.ai/>
- 3) Download the app from the App Store or Play Store to make things easier.

- 4) Type a query into the search bar and select the green arrow icon.
  - 5) Await the display of the answer of the question and the source used by the system.
  - 6) You can create an account on the SignUp menu in order to have access to additional Perplexity features.
- b. Connected Papers

Since it offers a range of capabilities to aid in the analysis and visualization of data pertaining to scientific articles, ConnectedPapers is a very helpful platform for researchers.

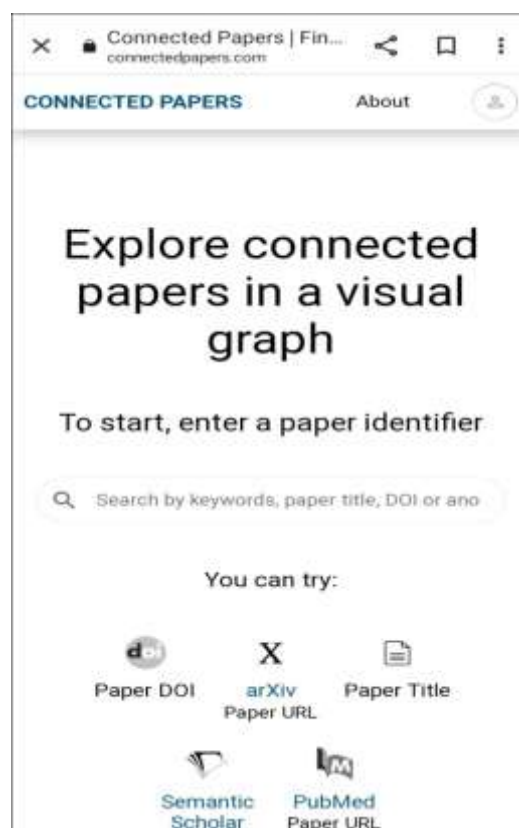


Figure 4.2 Home Page of ConnectedPapers

Researchers and scientists can locate and examine publications related to their area of study with the aid of ConnectedPapers, a visual resource. After entering important articles or papers, the program creates a diagram. Through a comprehensive analysis of 50,000 research papers, ConnectedPapers will identify papers that exhibit a significant relationship with the original work. When writing a research proposal, thesis, journal article, or conference paper, this is incredibly helpful for selecting references and assigning them.

Three Israelis, Alex Tarnavsky, Eitan Eddie Smolyansky, and Itay Knaan Harpaz, initiated ConnectedPapers as a weekend side project. The three made the decision to publish their findings after realizing its importance and the enthusiasm of numerous friends and colleagues in using it.

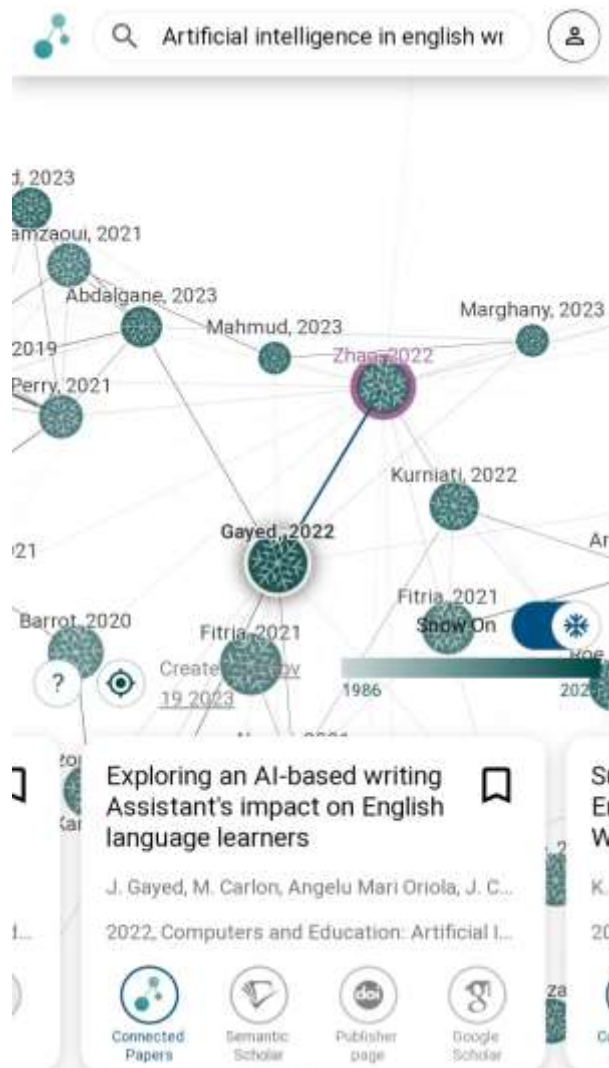
A great resource for scholarly study is ConnectedPapers. The following are some of the main advantages of adopting ConnectedPapers for academic research:

#### 1) Aids in Investigating Connections Among Scientific Articles

One of the key advantages of using ConnectedPapers is examining the connections between scientific papers. Researcher may quickly identify the connections between

scientific papers and how they relate to one another by using this platform.

### 1) Assessing Author Connections



*Figure 4.3 Author Connection Analysis in ConnectedPapers*

Author connection analysis of scientific papers offers many benefits to researchers. Researchers can learn who frequently works with particular writers by examining the links between the

authors of scientific articles. This is one of the key advantages of this analysis. Researchers might search for possible co-authors or simply find out who frequently works with top authors in their field by understanding who frequently collaborates with particular authors.

Researcher can also determine the relationships between authors of scientific papers in order to determine the interrelationships between them. Researchers can determine how papers produced by certain authors are related to one another and to papers written by other authors by examining the relationships between authors.

In general, examining the relationships among authors of scientific articles is a useful method to determine who frequently works with a specific author, the relationships between papers, and research trends within a subject. Researchers can quickly identify possible co-authors and see how a field's research has changed over the previous few years by examining author relationships.

## 2) Identifying Research Papers that Satisfy Specific Requirements

Researchers might gain a lot from locating scientific papers that meet specific requirements. Finding papers that suit specific criteria has several advantages, chief among them being the facilitation of researchers' access to pertinent information related to



their needs and areas of interest. Researchers can readily locate articles that cover themes related to their research interests and that were published in specific years or publications by searching for scientific papers that meet specific criteria.

Additionally, locating scientific publications that meet specific requirements might aid researchers in understanding the current directions of their field's study. Researchers may quickly learn what is hot right now in their field and how research trends are changing by searching for articles that meet specific criteria.

### 3) Aware of Research Trends in a Certain Field

One of the key advantages of using ConnectedPapers is being able to comprehend research trends in a specific topic. Researchers may quickly visualize data on research trends in a certain topic by using this platform, which makes it easy for users to understand what is popular in their field and how research trends have changed over time.

### 4) Analysis of Citations

Citation analysis is the process of determining and assessing a scientific paper's or journal's level of recognition within the scientific community. It is often carried out by counting the number of published scientific papers' or journals' mentions or references to a certain scientific publication or magazine.

Researchers can learn more about the scientific community's recognition of a specific scientific work or magazine by doing a citation analysis. Researchers can learn how a scientific piece or journal affects research in their field and how well-liked it is by other researchers by looking up the citation rate of that paper or journal.

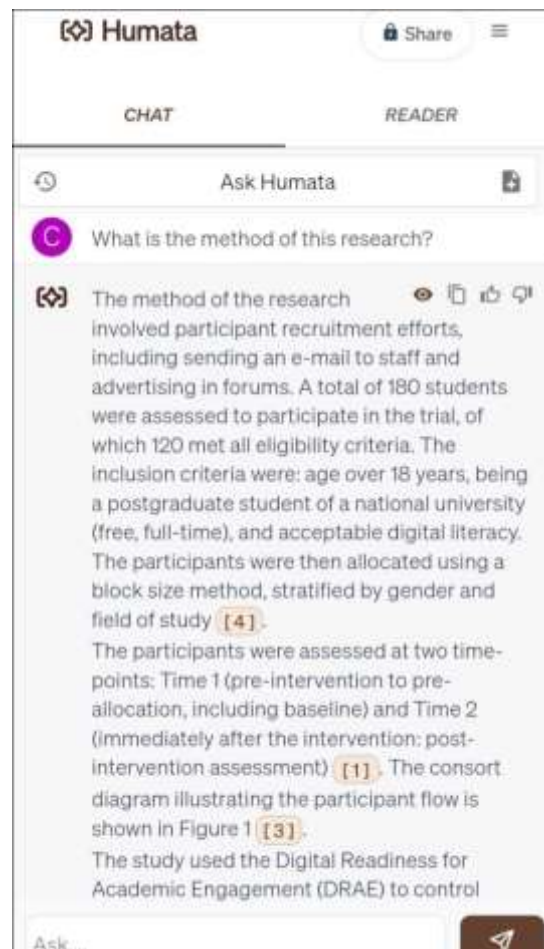
Because it can reveal how published scientific papers or journals are influenced by other published scientific papers or journals, citation analysis is also helpful for writers of scientific papers. Authors can see how their published scientific work influences current research in their field and how the scientific community views their work by looking at the citation rate of the journal or paper.

## 2. AI-Website for Journals Review

There are two websites for journals review:

### a. Humata AI

Humata AI is an artificial intelligence platform made especially to summarise and respond to inquiries regarding papers, particularly research works. Humata AI has the capacity to evaluate and comprehend lengthy papers more quickly than other technologies, such as ChatGPT.



*Figure 4.4 Humata AI Interface Chatbot*

By making complex research publications easier to grasp, Humata AI, developed by Cyrus Khajvandi and Rasmuson, seeks to speed up scientific discoveries. The platform converts complex data inquiries into understandable responses with its AI-based Q&A function.

Moreover, Humata AI provides additional capabilities like quick Q&A, the capacity to create fresh compositions from

preexisting files, and the ability to summarize lengthy academic publications.

Humata AI is quite easy to use. All users have to do is go to the official Humata AI website, register, and upload the PDF file they wish to have examined. After the paper is submitted, the AI processes it, and users may start chatting with the Humata chatbot to get the answers to their queries.

Immediate answer generation is one of the benefits of Humata AI. Finding the answers they seek no longer requires users to sift through a sea of data. The tool instantly returns responses that are simple to understand.

Furthermore, Humata AI features a capability that allows it to write documents more quickly. This enables users to quickly and effectively create new content based on their files.

Here are the following of Humata AI Features:

- 1) Condense lengthy papers

The capacity to condense lengthy, intricate technical documents is the first notable attribute. This tool focuses on accelerating learning. Advanced algorithms from Humata AI can read complex documents and convert them into summaries that are simple to understand. Users may now quickly get important details from large texts thanks to this. Humata AI

helps people to quickly understand important discoveries and implications by compressing and clarifying material, which accelerates their learning curve.

## 2) Quick Q&A

An additional element of the Humata AI package is the instant Q&A. This service focuses on providing detailed answers to questions pertaining to a user's files, and what's really great about it is how quick the answers are. Users may now search through a sea of data or do extensive research to discover the answers they need thanks to Humata AI. Rather, this application eliminates the usual lag between query and answer by providing clear, concise answers quickly. This quicker reaction aids in expediting decision-making and raising output.

## 3) Write documents more quickly

The capacity of Humata AI to create papers more quickly is its last weapon. Users can use this functionality to generate new content based on files they already have. By doing this, users can quickly and impressively provide precise insights for a range of tasks, including reports and academic papers. This functionality essentially magnifies the knowledge already present in a file, producing new, pertinent content in a fraction of the time typically needed. This feature's ability to save time

and the high caliber of the output it produces perfectly capture the value that Humata AI provides to its users.

Using Humata AI is a rather easy process. You should do the following actions to begin enjoying the benefits of this AI-powered Q&A platform:

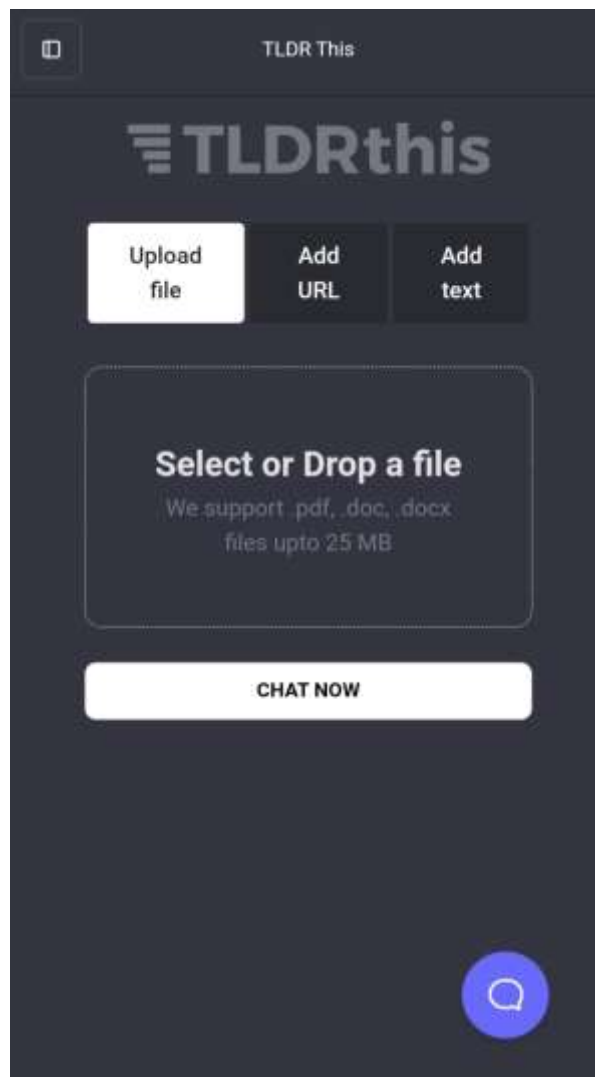
- a. Type the following URL into your browser's address bar to see the Humata AI homepage: <https://www.humata.ai>. This will take you right to the official website of the business.
- b. Found and click the "SignUp" button on the webpage after landing. By taking this action, you can start the registration process and create a new account.
- c. Go ahead and provide your personal information as asked. Usually, this will contain your password, email address, and name. This procedure secures your platform access and sets up your unique user credentials.
- d. The next step after creating an account is to upload the PDF file you want to study. Just find the PDF file on your PC, drag it into the Humata platform's allocated area, and dump it there.
- e. Please give the platform some time to process your document after uploading. The sophisticated AI algorithms will go to work examining and comprehending the content

of your paper. This could take a few moments, depending on how big and intricate your document is.

- f. Once the processing is finished, you can begin chatting with the Humata chatbot, which is situated in the interface's left pane. You can ask any questions you may have regarding your document here, and the AI will respond with concise, understandable responses right away.

b. TLDR This

TLDR This is a website with Artificial Intelligence technology that uses natural language processing (NLP) to summarize a tortuously lengthy text document into five important bullet points. Too much content is available, but not enough time to read it. Frequently, we find ourselves intrigued in a lengthy piece, but we do not feel like reading it through to extract the information we need.



*Figure 4.5 Home Page of TLDR This*

TLDR This is a straightforward technique that might be useful at that moment because it will allow you to read less unproductive material and focus more on important tasks.

TLDR This is a written summarizing website available online that uses artificial intelligence to automatically reduce large articles, documents, essays, or studies into key summary paragraphs.



This tool is useful for students who are overwhelmed by the amount of information available. It can also be used by authors who need to quickly summarize their works, teachers who need to help their students understand lengthy documents or chapters, and journalists who need to quickly summarize a lengthy piece for their newspaper or magazine.

TLDR This eliminates pop-ups, adverts, images, and other internet distractions to provide you with a clear and concentrated reading experience. Additionally, it eliminates speculative writing, weak reasoning, attention-grabbing language, and unnecessary information.

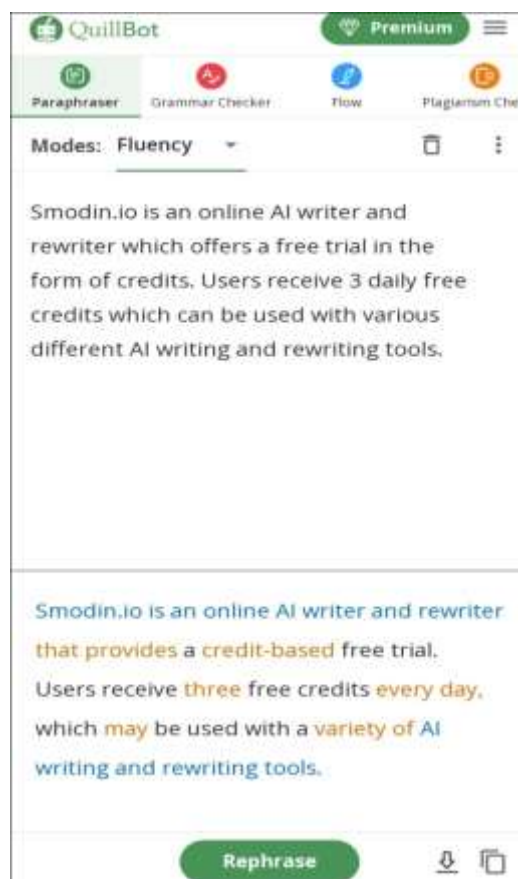
Researchers found similarities between TLDR This and Humata AI. Starting from its features and how to use it, even TLDR This has advantages over Humata. Where, TLDR This can analyze online links from a journal that cannot be downloaded in PDF and also online books, and the use of TLDR This does not need to create a new account first.

### 3. AI-Website for Paraphrase

There are three websites for paraphrasing:

#### a. Quillbot

QuillBot is a website tool designed to help writers paraphrase, prevent plagiarism, condense lengthy sentences, and enhance their grammar to make it more accurate and polished.



*Figure 4.6 Home Page of Quilbot*

Paraphrasing with Quillbot have the capabilities to employ multiple techniques for paraphrasing text:

- a. Employing synonyms or equations
- b. Altering the word's shape
- c. Employing active or passive phrases
- d. Rearranging the words in sentences.

Standard Mode is used in this paraphrasing to balance user-inputted alterations to the text while preventing them from altering the text's actual (original) meaning and producing a more original-looking output. One tool that students can use to rewrite any content is QuillBot, which is an artificial intelligence-powered website that can help writing process.

When students lack the motivation to paraphrase their English work manually, this program might serve as an alternative that offers a solution. Naturally, nevertheless, a solid command of vocabulary and a solid grasp of English grammar will assist students or other users in producing the finest possible paraphrasing, whether done manually or online.

Using quillbot is very easy, here are the following steps:

- 1) After you have the text you wish to paraphrase, click the button labeled "Paraphrase" that is situated close to the interface's bottom. It will take a few moments to process your content.
- 2) The text will appear in the right section of the screen once the AI has finished editing it.
- 3) Then, to conveniently copy the text, use the "Copy All" button, which is found in the bottom right corner.

A few adjustments you can make while paraphrasing will affect the outcome:

- 1) Modes

These are configurations that alter the text that the AI concentrates on. Certain modes can affect length or undergo more modifications than others. Here is more information about modes.

- 2) The Slider for Synonyms

How many words in your text are substituted with synonyms is directly impacted by the SynonymsSlider. The slider can be used to modify more or fewer words.

- 3) General options

You can change a number of options, including the English dialect, contraction usage, and paraphrase of quotes, by clicking on the gear icon on the right side of the screen. Here is more information regarding the Settings panel.

As outlined below, QuillBot provides a number of essential tools and capabilities to help users with writing and language-related tasks:

- 1) Rephraser

The unique feature in Quillbot is its ability to articulate complex paraphrases. Users can enter phrases, paragraphs, or

even entire texts, and QuillBot will return equivalent language that preserves the original's meaning. Users gain from discovering fresh methods for sharing ideas, abstaining from copying, and writing more fluidly and coherently.

2) Recapitulator

In QuillBot, Summarizer provides a summary function that may divide large texts into manageable, digestible bits. This is useful for rapidly determining the main concepts and important details in essays, articles, or other written works.

3) Grammarly

Grammar-checking in Quillbot is a tool that scans the input text for grammatical errors and provides correction suggestions. It helps users to identify and fix punctuation, grammar, and sentence structure faults as well as other mistakes, producing writing that is more polished and cleaner.

4) Generator of Citations

The efficient Citation Generator tool provided by QuillBot enables users to swiftly create references for a wide range of sources, including books, journal articles, websites, and books. With QuillBot's advanced citation capabilities, users may write citations in a variety of widely used forms, such as APA, MLA, Chicago, and more.

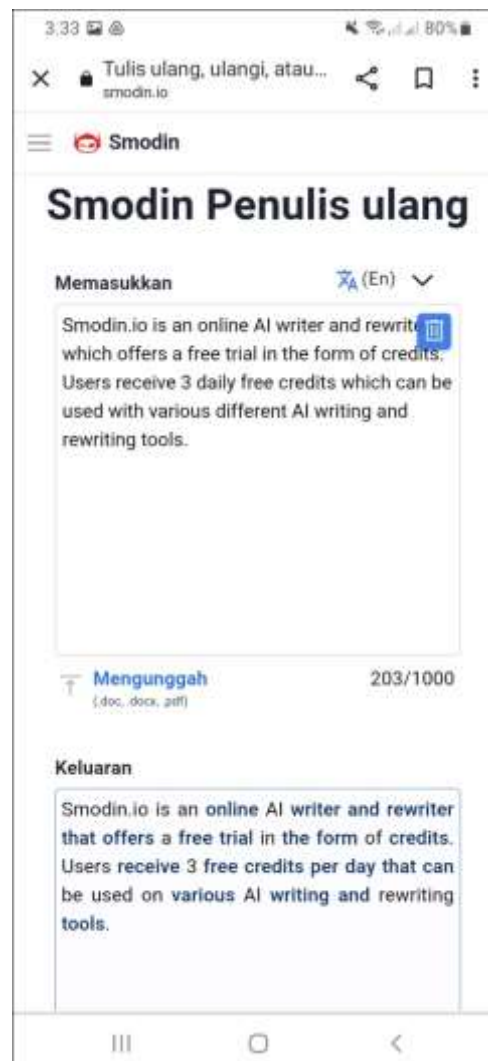
5) Associate Author

Co-Writer by QuickBot is a comprehensive writing environment that combines all of QuickBot's features into one platform. With the Co-Writer, users may effortlessly utilize the function of Quillbot for paraphrasing, summarizing, creating citations, and composing essays.

Co-Writer combines several tools in one location, reducing the need for users to switch between different products or applications. In this cozy and productive writing environment, users can benefit from QuillBot's various features to paraphrase content, write summaries, create accurate citations, and easily compile their essays or documents.

b. [Smodin.io](https://www.smodin.io)

An online AI writer and rewriter called [Smodin.io](https://www.smodin.io) provides a free trial in the form of credits. Users may put the three free credits they get every day to use with a variety of AI writing and rewriting tools.



*Figure 4.7 Home Page of Smodin.io*

Among the most often used tools on Smodin are:

- 1) SmodinAuthor: Use AI-powered tool to write essays in just five words.
- 2) Paraphrase or rewrite any text with Smodin Rewriter.
- 3) Quicker method for rewriting
- 4) Improved readable

- 5) Proper grammar
- 6) Plagiarism Checker Smodin
- 7) Immediately incorporate citations
- 8) Multilingual
- 9) Quick and precise

Other features are available for many daily tasks, such as paraphrasing. This tool functions by first deciphering the material provided and then returning the same message in a different language.

In the process, it fixes any grammatical mistakes in the text. Books, articles, essays, messages, notes, chapters, paraphrases, and even fresh concepts can all be produced using Smodin. It supports many languages and may be used to rewrite PowerPoint slides as well.

c. [Paraphraser.io](https://paraphraser.io)

A paraphrase tool that is strong enough to generate original, fluent, and standardized writing in a variety of languages, including Bahasa Indonesia, is provided by [Paraphraser.io](https://paraphraser.io). [Paraphraser.io](https://paraphraser.io) provides a wider range of functionality. Four more functions, including an article rewriter, a grammar checker, a plagiarism detector, and a summarizer, help with writing content.



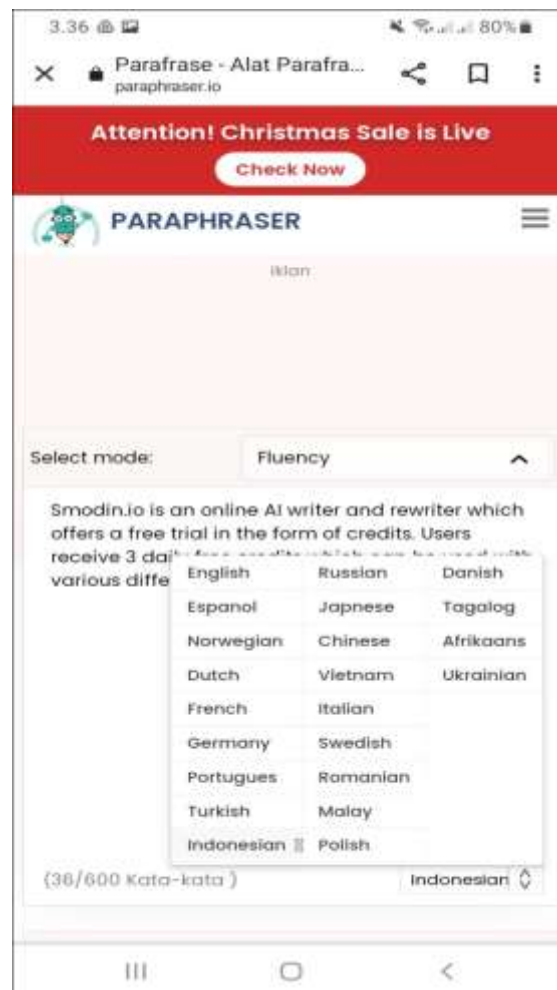


Figure 4.8 Home Page of Paraphraser.io

Benefits of the Paraphraser.io website:

- 1) It can be used without requiring an account login, unless you wish to use Paraphrase.io's menu. Pro
- 2) The grammar checker and summarize feature in Textsummarizer has no word limit, and it offers input text fields to make things simpler for new users.

- 3) Users are able to upload files in the.doc,.docx, or.pdf format.
- 4) There are 22 available language selections.
- 5) Using artificial intelligence (AI) technology to paraphrase
- 6) The results of paraphrasing are clear and devoid of plagiarism.
- 7) Retains the original meaning
- 8) Accessible as an iOS and Android mobile application
- 9) Offers a paraphrase widget and API.
- 10) Results for paraphrasing are available for download as documents (.doc)
- 11) The use of plagiarism check extends beyond language

## **B. DISCUSSION**

The researcher arrived at this discussion section after performing research using documentation. The researcher gathered and examined the data in the earlier procedure, and this study has one research question: What are artificial intelligence-powered websites that can be used on Writing Process.

Researcher found out there are many artificial intelligence-powered websites that can be used on writing process. As mentioned by Chen and Wei (2021), revealed that employing an artificial intelligence-driven writing assistant resulted in enhanced writing proficiency among students, along with improved capacities for idea generation and organizational skills.

In order to address the research questions, the researcher clarified a few key points that were a component of the research findings. The inquiry posed by the study is concerning what are artificial intelligence-powered websites that can be used on Writing Process.

In accordance with the findings that have been presented, researcher divide the websites into three groups based on the concept from Brown, K (1989) about the process of writing. There are websites for finding writing sources, websites for reviewing journals, and websites for paraphrasing. According to Brown, K. et al. (1989), they present three main stages of the writing process: Preparing, Drafting, and Revising.

### **1. Websites for Writing Sources**

There are two websites for writing sources, namely Perplexity AI and ConnectedPapers. As an artificial intelligence-powered chatbot, Perplexity functions similarly to an online search engine. With just one click, users may conduct information searches across a range of discussion subjects. Researchers have found that the most practical benefit for users is that each search they submit has the source mentioned right there. This is advantageous for educators, teachers, and students who need reliable sources for their writing assignments.

Beside that, ConnectedPapers is a very helpful platform for researchers. It offers a range of capabilities to aid in the analysis and visualization of data pertaining to scientific articles. Through a comprehensive analysis of 50,000 research papers, ConnectedPapers will identify papers that exhibit a significant relationship with the original work. When writing a research proposal, thesis, journal article, or conference paper, this is incredibly helpful for selecting references and assigning them.

The downside of perplexity ai is that it cannot produce very creative answers because it is mostly used for literacy studies. And for more optimal results, we must use English prompts and get answer results based on international sources. The weakness of Connectedpapers which is also the difference with Perplexity AI is that Connectedpapers will only provide answers in the form of articles or journals or research related to what we ask. Unlike Perplexity

which uses search commands and immediately provides answers according to what users ask.

## 2. Websites for Journals Review

There are two websites for reviewing journals, namely Humata AI and TLDR. Humata AI is an artificial intelligence platform made especially to summarise and respond to inquiries regarding papers, particularly research works. Humata AI has the capacity to evaluate and comprehend lengthy papers more quickly than other technologies. Moreover, Humata AI provides additional capabilities like quick Q&A, the capacity to create fresh compositions from preexisting files, and the ability to summarize lengthy academic publications. Immediate answer generation is one of the benefits of Humata AI. Finding the answers they seek no longer requires users to sift through a sea of data. The tool instantly returns responses that are simple to understand.

Beside that, TLDR This has the similarity to Humata. This is a website with Artificial Intelligence technology that uses natural language processing (NLP) to summarize a torturously lengthy text document into five important bullet points. Too much content is available, but not enough time to read it. Frequently, we find ourselves intrigued in a lengthy piece, but we do not feel like reading it through to extract the information we need.

Humata is an AI website that logs in with a google account to use it. There is a weakness, where there is a limit of journals per google

account. Researchers tried 4 to 5 journals per google account, if the user wants to review more than five journals, it will be charged. This weakness of Humata is the difference with TLDR This, where TLDR This does not need to log in with a google account and does not have a certain limit.

### 3. Websites for paraphrasing

There are three websites that can be used to paraphrasing. Including, Quillbot, Smodin.io, Paraphraser.io. QuillBot is a website tool designed to help writers paraphrase, prevent plagiarism, condense lengthy sentences, and enhance their grammar to make it more accurate and polished. Standard Mode is used in this paraphrasing to balance user-inputted alterations to the text while preventing them from altering the text's actual (original) meaning and producing a more original-looking output. One tool that students can use to rewrite any content is QuillBot, which is an artificial intelligence-powered website that can help writing process.

An online AI writer and rewriter called Smodin.io provides a free trial in the form of credits. Users may put the three free credits they get every day to use with a variety of AI writing and rewriting tools. In the process, it fixes any grammatical mistakes in the text. Books, articles, essays, messages, notes, chapters, paraphrases, and even fresh concepts can all be produced using Smodin. It supports many languages and may be used to rewrite PowerPoint slides as well.

A paraphrase tool that is strong enough to generate original, fluent, and standardized writing in a variety of languages, including Bahasa Indonesia, is provided by Paraphraser.io. Paraphraser.io provides a wider range of functionality. Four more functions, including an article rewriter, a grammar checker, a plagiarism detector, and a summarizer, help with writing content.

Previously, researchers did not see any weaknesses in Quillbot, but it turns out that there are several paid packages for the features in Quillbot. The weakness of Smodin.io is that it only offers a free package at the beginning while the next user must use a paid package. In Paraphrase.io there is a word limit on the article rewriter feature (600 words), plagiarism checker (1000 words), AI summarize in Text summarizer (1500 words). To use the Creative and Smarter menus, you must upgrade to Pro. The difference between the three is that quillbot is superior in terms of diverse features. While Smodin and Parahraser io only focus on paraphrase and rewrite.

Researchers found out there are several websites that have AI technology that can be very helpful in the writing process. This comes in perfectly with the concept of the writing process from Brown, which consists of planning, drafting, and rewriting.