

APPENDICES

Appendix 1 Verse Translation

No	Surah/Verse	Translation	
		English	Indonesia
1	Al-Hujurat/13	<p>O humanity! Indeed, We created you from a male and a female, and made you into peoples and tribes so that you may 'get to' know one another. Surely the most noble of you in the sight of Allah is the most righteous among you. Allah is truly All-Knowing, All-Aware.</p>	<p>"Wahai manusia! Sungguh, Kami telah menciptakan kamu dari seorang laki-laki dan seorang perempuan, kemudian Kami jadikan kamu berbangsa-bangsa dan bersuku-suku agar kamu saling mengenal. Sungguh, yang paling mulia di antara kamu di sisi Allah ialah orang yang paling bertakwa. Sungguh, Allah Maha Mengetahui, Maha Teliti."</p>

Appendix 2 *Abbreviation for Women Language Features*

Abbreviation	Stands for
LH	Lexical Hedges
TQ	Tag Questions
RI	Rising Intonation
EA	Empty Adjectives
CT	Precise Color Terms
IN	Intensifiers
HG	Hypercorrect Grammar
SF	Superpolite Forms
SW	Avoidance of Strong Swear Words
ES	Emphatic Stress

Appendix 3 *Total Amount of Women Language Features*

No	Videos	Total Amount of Women Language Features									
		LH	TQ	RI	EA	CT	IN	HG	SF	SW	ES
1	Video 1	93	0	0	1	2	34	1	0	1	3
2	Video 2	24	1	0	1	0	19	1	1	0	0
3	Video 3	64	0	0	1	2	21	7	0	0	0
4	Video 4	20	0	0	0	2	9	0	2	0	0
5	Video 5	25	0	0	1	2	9	2	1	0	0
6	Video 6	25	0	0	1	0	7	2	0	0	0
7	Video 7	43	0	0	6	2	26	6	1	1	0
8	Video 8	67	0	0	9	4	16	3	0	0	3
9	Video 9	71	0	0	4	10	18	2	1	0	1
10	Video 10	30	3	2	1	4	18	4	1	0	0
11	Video 11	44	0	0	6	0	6	4	1	1	2
12	Video 12	28	0	0	4	4	28	0	0	0	1
Total amount		534	4	2	35	32	211	32	8	3	10

Appendix 4 *Transcription of Videos from YouTube*

YouTube Videos	Transcription
Video 1	<p>Title: LE SSERAFIM's HUH YUNJIN on Her Skin Care Routine & Eyelash Curling Trick Beauty Secrets Vogue</p> <p><i>[gentle upbeat music] - Hi, Vogue, it's Yun-jin from Le Sserafim. And today, I'm gonna walk you through my everyday skincare routine. And I have a pretty chill day in LA, so we're gonna do my makeup. First, I'm going to wash my face, but before that, I like to use these claw clip, and then squeak a little on there like that much. [gentle upbeat music] I put some water on my FOREO and I'm going in. My mom actually bought this for me from Marshall's, and then she was like, "Do you need this? I'll ship it to you," since</i></p>

we don't have FOREOs in Korea. [gentle upbeat music] My parents are still living in Albany. I moved to Korea when I started training to become a K-pop idol in 2018, 2017. So I was like 15, 16. This next step is toner pad. [gentle upbeat music] I remember first like opening up to my parents being like, "I wanna like make music," and they like sat me down very seriously. Like, "This is like a really tough industry, and it might be hard to like make it in this industry." The first step to become an idol, I guess, is to pass an audition. There were a couple times that companies came over from Korea to the States for global auditions, and they would drive me like on the weekends every time there was an opportunity. If it wasn't for that, you know, I wouldn't have been here today. The Ordinary Serum. [gentle upbeat music] Next, I'm going in with this Serumizer. [gentle upbeat music] To depuff and kind of like get my blood circulation going, I like to use... This is very funny-looking gua sha. And then you just kind of like circle it around. I think I really started focusing on skincare after I moved to Korea. There's just like a lot of access to these products. It got really fun to make a routine. I have this cream that I like to use. [gentle upbeat music] And then the last step is... This cream. I actually like to buy, like, makeup from the states. The makeup in Korea and the, like, skincare in Korea is very different, so it's fun to, like, get stuff from both the east and the west and then use both of it in my regime. [gentle upbeat music] Lip balm, whoo! So the other day, I went walking around Hollywood with Chae-won, and I did this kind of look. Sunkissed, very minimal kind of look. So I'm gonna go in with this MAC Primer that also has SPF. [gentle upbeat music] Next, I go in with this blemish balm. Squeeze a little bit, like, literally the tiniest bit. [gentle upbeat music] Le Sserafim performed at Coachella, which was absolutely surreal, and our outfits were custom-made by Louis Vuitton. Much love to LV. We had such a fun time. I'm gonna go in with this MAC Foundation. Very minimal. [gentle upbeat music] Out of the five of us, I think I, like, am the most like into like doing my own makeup. Most of the days, when we're like not doing full glam, the other girls, they go like very minimal... Well, it's Zuha is actually like also into makeup. She is always, like, pulling up with, like, these eyeshadow looks. Very minimal, though. She's always killing it. And next, I'm gonna do concealer. [gentle upbeat music] The biggest difference between Korean makeup and American makeup, I think, is in the base. Like, for Korean makeup, I think it's really typical to go for, like, a really dewy-finished, really minimal kind of base. Whereas for American makeup, it's a lot more matte and a lot more full on. When I was in high school, I was like a lot more into like contouring. After like, you know, moving to Korea and doing a lot of Korean makeup, I've noticed, um, there's not as much sculpting going on, so it's a lot, um, more minimal. [gentle upbeat music] And this is Anastasia Beverly Hills. [gentle upbeat music] Everything we do is a team effort. Like, when we go to Japan, we have two Japanese members, they help us a out with like a lot of the talking, and they always like teach us Japanese phrases as well. Yeah, when we're in the States, I'm just like doing my part of the team effort. Next is eyeshadow. First, I'm gonna go in with this Art Thera-peachy. It's like a

cream eyeshadow. So just go in with my finger. [gentle upbeat music] And then I'm gonna go in with like a little, it's like a pinkish nude. [gentle upbeat music] I'm probably the biggest yapper in Le Sserafim, I'm not gonna lie. We're all very like introverted people. [Yun-jin gasping] Okay, Korea's also really obsessed with MBTI. In the States, it's like horoscopes and zodiacs, like, "What's your sign?" In Korea, it's like, "What's your MBTI?" It's like your personality type. Always like to categorize ourselves. All five of us are Is, which means we're all like... We get energy from like alone time, rather than going out and like meeting a lot of people. Next is eyeliner. [gentle upbeat music] And then I like to kind of like blend it out with my nail. [gentle upbeat music] Well, one of my recent musical collaborations was with an artist called Max. It's a song called "STUPID IN LOVE," and it went like viral on TikTok. It was like something so unexpected. It was like one of those moments, "I kind of made it, mom!" [gentle upbeat music] When you're a trainee, you have to train before you become like an idol. Every month, you have an evaluation, where you get in front of like a camera, you have to look good. So I will do my makeup, and that's when I picked up the skill where you use your curler. You normally just do your upper lashes, you flip it upside down, and then you also kind of do your lower lashes and kind of get it to fan out a little. [gentle upbeat music] That's just how I do my eyes now. For my lashes, I like to also kind of like go in like this, and then I go in vertically and kind of like pinch them together. [gentle upbeat music] On like the edge of my lashes, I like to like push them down a little and then like fan it out so it kind of gives the illusion of like a wing. [gentle upbeat music] Next, I have my blush. [gentle upbeat music] Makeup looks without blush, I don't know, I just, I just... [Yun-jin speaking Korean] I don't know if there's like a direct accurate translation, but it just means you feel like something's missing. eum, doing makeup is so therapeutic. It like brings me back to like my high school days, and I would do so many like extracurricular things. I would always like get up like an hour or two earlier to go like play field hockey. I used to be in orchestra as well. This is something, that actually, I don't think I've ever talked about. I used to play violin. I played violin for quite a long time. Next is my lip liner. Oh my God, I remember before going to Korea, there was a time where I was like training in Korea for a couple years, and then I left to go back to school for like a year and I was like, "I'm done with K-pop. I'm gonna like choose a different career path." But then I got a call back being like, "Hey, do you wanna be in a group called Le Sserafim?" And I was like, "Whoa, wait. I actually might wanna do K-pop again." Before I left to like join Le Sserafim, the last thing I bought in the States, it was a lip liner from MAC. [gentle upbeat music] I like to overline the corners of my lips a little bit. [gentle upbeat music] I like to just use my finger, like blend it in. [gentle upbeat music] I'm gonna go in with a nudish color. Oh, isn't this so cute? This has my name on it. It says Yun-jin. [gentle upbeat music] Go in with like a little gloss. [gentle upbeat music] I think I'm gonna wanna do some more blush because I am a blush girl. [gentle upbeat music] A highlighter. Charlotte Tilbury. [gentle upbeat music] Okay, so I dot my little mole here.

	<p><i>[gentle upbeat music] And then I like to use two different fragrances. I really like the smell of figs. [spray hissing] Spritz in my neck. And then... Sort of layer this as well. It's like a really weird combination, figs and pistachio, but I don't know, it brings me peace. Very like sunkissed, very natural. Honestly, I think it's perfect for the day. All right. Bye, Vogue. [lips smacking] Love you!</i></p>
Video 2	<p>Title: Serena Williams's Simple Skincare Routine & Thick Brow Trick Beauty Secrets Vogue</p> <p><i>[gentle upbeat music] - Hey, Vogue, it's Serena Williams. I'm gonna walk you through my everyday face regime, including a little makeup. So I have on my under eye mask on, I'm just gonna take him off, 'cause Lord knows I need moisture under my eyes. I hear it's hereditary, so thank you, Mom. First thing I start out with is a light mask. It soothes your skin. So in case you have like inflammation or something, it's like kind of just calms everything down. Now I'm gonna wash my face. Barbara Sturm is amazing. I like how she makes things for darker skin tones. I'll usually do two or three pumps. I started having a skincare routine like when I was a teenager because you know when you're a teenager you start getting pimples, so I needed to make sure that my skin was pretty clear. And I was always in front of a camera 'cause I was always playing tennis in some stadium somewhere. In that process, I wanted my skin to be the best at that time that I could allow it to be. I actually like to air dry it with my hands. [laughs] My next thing is EADEM. I use about two. Actually, I'm gonna use three pumps 'cause I'm gonna put it on my neck as well. I just put it on my ring finger, and I apply that lightly under my eyes because that's a really important area. Whenever I'm pregnant, my skin gets really dark, which is cool 'cause I look like I'm tanned at all times, but my whole body changes colors. Honestly, I think pregnancy is a beautiful thing and I love everything that happens to it. That's a lie. I don't love everything that happens to it. Who am I kidding? I can't be fake. I get through it, and I know that everything goes back to normal at some point. La Roche Posay. I like it 'cause it's small. I can travel with it. And then obviously, I just dot it under my eyes. My mom told me ages ago, "Always go up on your skin." I've already told my daughter who's six. When you're washing your face, always go on a upwards motion. I love using this BeautyStat. I don't know if you know it, but it's really cool. It's a great moisturizer. Gonna grab a little bit and just kind of massage it. I always do also a little massage when I put on my products just to keep inflammation out. If you're not taking out time to just do the simple things, which I know I've honestly haven't had time to do a lot of stuff, but if I'm not doing that, then it's like I'm letting myself go, and I need to like take time for myself. Let's move on to makeup. So I'm gonna start out with WYN BEAUTY. I am going at active 'cause I'm going to be running around. I don't have time to do like this full on glamorous carpet look. So this goes on actually a little lighter because it has SPF 30 in it. It totally takes on the color of your skin. Watch. You can see it live. It's the tone of what your skin is. This skin tint was super important for me to have sunscreen in it</i></p>

because I never leave my home without sunscreen. And when I'm playing tennis or when I was doing that professionally, it was so important for me to have that. The shade range goes from darkest to lightest. Being a person of color founder, it's so important to do something different and then to empower so many people that look like you. I love this L.A. Girl. A little dab would do you, but thanks to my mom, I need more than a little dab. I love color corrector under my eyes because it makes the concealer go on better. It makes the concealer lasts longer. I'm putting some of this skin tint on. Okay, so now I add my concealer. This is a Pat McGrath concealer. There's nothing that Pat makes that I am not completely obsessed, in love, with. I think Olympia likes it too. She actually plays a lot in my makeup. So what I do is I have these mannequins for my wigs. She takes the mannequin faces and she just like makes them. And so my mannequin faces are like just destroyed, but it's kind of fun. [gentle upbeat music] Growing up, it was hard not to notice that there wasn't a lot of stuff in my shade, and I've always loved the skin that I have, and I've always embraced that, especially like 15 years ago and 10 years ago when 40 shades didn't exist and none of that was around. So the next step I'm gonna do is my brows. I was a stickler about making sure it wasn't dry because I love my brows. I know a lot of people are like, "They're too thick." Well, they're my brows. I like them thick. [gentle upbeat music] But if you do wanna shape your brows and they're a little too thick, I go back to my Pat McGrath concealer. So I just do like a lighter line beneath. So I'm contouring my brows, which I used to do all the time when my brows were thin to actually make them look and appear thicker, and now I have to contour them to make them look and appear thinner. When I was younger, thin eyebrows were in, and when I tell you I ruined my brows, I ruined them. They were so thin, and so I became traumatized, and I grew them out for a very long time for years and I never touched them. So on my social media, I just make it a fun place. You know, I just try to be myself. I've been doing obviously a ton of makeup videos because that's what I love to do. I've been loving to do makeup for so long, and for so many years it's just been like my thing and my vibe. If you see me like slide off my wig, just like lean in and just say, "I feel you," 'cause you know how it is. You know how like sometimes you just need to slide that baby off. I won't slide it off today though. I'm playing good. Next I'm gonna do a little contouring. I love contouring, and I love Fenty, everything Fenty. [gentle upbeat music] I've really gotten pretty excited about using blush on the corners of my cheek just to bring it up a little bit higher. In this moment right now, I like to keep my blush high, which keeps my face happy. Alright, so I'm gonna move on to mascara. Somehow we've already won an award for this mascara, and I'm quite obsessed with it because it covers each and every single lash, and it's like each individual lash gets special attention. I named the product WYN because I was thinking, "What resonates with me most?" [laughs] Winning, right? I'm kidding. I'm kidding. I am not cocky at all. I promise. I'm gonna move to highlighter on my cheeks. I use a highlighter in the same area that I use the blush 'cause it's like having a moment. I love the name WYN because winning isn't about just

	<p><i>winning championships. It's about just winning in life. It could be winning and having a kid. That's a huge victory. It could be getting an A in class. I'm gonna end on lips. I love both of these. I'm not sure which one to use. I'm gonna go with this one. So this color is called Advance. This is also a lip and cheek product, and a little goes such a long way. That even may have been too much. This literally, when I do my makeup like this, it lasts a whole day. Like I said, I can make real life runs. I can go to the grocery store, and go pick my kid up, I can go to ballet and still look decent. Yes, I take ballet classes. Thank you very much. First position. That's that beauty mark. I'm gonna lock this all in with some setting spray. Okay, I feel good now. I'm feeling confident. I feel like winning. I'm gonna go get dressed. I'm gonna go pick up Olympia. I might go play with the baby too. Thank you for joining me. I love you all. Okay, bye, Vogue.</i></p>
Video 3	<p>Title: Kendall Jenner's Guide to "Spring French Girl" Makeup Beauty Secrets Vogue</p> <p><i>[light airy music] - Hi guys, it's Kendall and I'm back for my fourth Vogue "Beauty Secrets" video. I am so ready for this. You have no idea. This is about to be the best glam look you've ever seen in your life. Can't even take myself seriously when I say. I have my ginger tea with fresh ginger chunks in it. I started with these little gold eye patches just because I needed to wake myself up a little. I'm gonna take these off and we're gonna start. I usually start with a little gua sha, a 100% virgin coconut oil, face oil and I love it 'cause it's thick and it the gua sha just slides. So the reason I do it before I wash my face is because I'm using a lot of heavy oils and to make sure all the oils come off of my face, I cleanse after. So right when I wake up in the morning before I do anything, this is what I do. Saw a video online of a very seemingly very pro gua sha woman and she said, "Do this before you wash your face." So that's why I do it. And then I'll spray a little of my rose water over top so I get a nice glide. My gua sha is sitting in a little cup of ice right now so that it's nice and cold. I'll start by putting it on my eyes 'cause it heats up really fast from my body heat. I wish I was more consistent 'cause I think I would see probably better results that way. But I have been consistent in the last week. Don't judge me, I don't have the most skill when it comes to this, but here I go. Well, there's a whole like lymphatic system situation that happens that I don't know a lot about, but I do know when you do your jaw, you have to kind of let it drain down the side of your neck. [light airy music] I mean I'm probably being nitpicky but I feel like my brows can get really uneven. So the way I wash on my brows, it's probably not traditional but I go really up on this one 'cause I feel like it needs a little lift. It kind of falls into my eye and it's a shorter eyebrow by like the tiniest amount so it doesn't get as much arch. So like already it's already arching better whereas this one has a more natural arch. And then this one I kind of come out to the side, give it a little bit of a straighter vibe to try and match them together. What's the saying? Sisters not twins. So now I'll wash my face to get all the oil off my face. I use this Jan Marini face cleanser in the morning. They tell you on the back of the</i></p>

bottle to apply this to a dry face. So that's what I always kind of do. I wet my fingertips a little and I do like a quarter size amount. I am super, super anal about washing my face because I am acne prone. I've had acne my whole childhood, some of my adult life. So I am super on top of my routine. I'm about to choose violence on my hair right now because I'm on my period and this is not working. I'm obsessed with this Kylie Cosmetics lip butter and I swear it's not because she's my sister. Like this is really nice. So good for you girl. It is so silky and smooth and really does its thing. I'm going to use this La Mer face cream And my skin journey has been up and down. I obviously have my good days and my bad days like everyone does, but I feel like I'm in a good place right now. I get like hormonal acne, sometimes I'll get like little breakouts when I'm around my period and stuff like that. So my last skincare product that I'm going to use today before I start my makeup is the Elta MD sunscreen. I love this. I've been using it for years and sunscreen's super important. I always try and keep my face out of the sun. I'm really big on like hats and stuff these days, especially as I'm getting older and just learning more about protecting your skin. So it's big for me. I love serums. I do PRP with microneedling and I really love that for my scarring. I think it has anti-aging qualities, properties. I'm not really sure, but I really like it. I think it makes my skin feel really healthy. I'm gonna do just a little face spray to refresh. Today I am going to do something super different from what I've done before. No, I think I'm gonna do my natural, normal, glowy skin. I'll probably do kind of like a cute bronzy brown eye and then I think I'm gonna top it off with a red lip. I'm excited. It's spring. Summer's coming. I am gonna use this Chanel foundation. Sometimes I actually do feel like applying it with my fingers makes it look a little bit thinner and like almost more natural on my skin. Again, these are all things that I can't prove. I just, this is what I feel and this is how I do it. [light airy music] Using makeup to like enhance your natural beauty is I think the best way to go about it. I've always preferred a very natural look on not only myself, but everybody else. Next I am going to do concealer. This one is so nice. It's the L'Oreal Paris "Infallible" concealer. Just do a little dot here, a little dot here. [light airy music] When I'm normally doing my makeup, I'm definitely listening to a little music. It really depends on the day, what I'm feeling. But most of the time it's like either some Janae or like Jazmine Sullivan. [light airy music] What if I slay today? Kind of base skin is for the most part done. I'm gonna do my contour. I still use this. This is from me and Kylie's collection. I just really like the deepness of the color. I apply it potentially really weird. I just brush a little bit of it onto the brush. I'm gonna go in. I should talk to Kylie about bringing it back 'cause I really love it. I just think it's super easy to use. It goes on really well and the color's really nice. I'm gonna top it off with more cream bronzer. I really like this Charlotte Tilbury one. I like this one especially for like my nose contour and my eyes and just kind of again the natural glowiness. I love contour, I love blush. So the more the merrier. Okay, now I'm gonna take the small end of this brush and just kind of do my eyes a little. I am so excited for some of you guys. My whole Instagram like feed is just like in the beach and bikinis and

	<p><i>people living their best life, like I'm so ready for a bikini and some tequila and like friendship. I am now going to dive into my cream blush. I love these little Kylie ones and I'm really into this like kind of poppier bruisey pink. I don't know what you would call this. I kind of just tap it in and then I tap it on my face and it's gonna look crazy for a second. It's gonna look crazy for a second and then we're gonna make it look good. But like what blush is so fun. I used to like not wear blush at all. There's something about feeling alive that I just love. The last creamy touch I'd say is this L'Oreal Paris "Lumi Glotion". I am gonna brush my brows out with this Anastasia brow pencil. Tried and true. This is a really good brow pencil. I've been through a little bit of a brow journey just working in the industry that I work in. I feel like they've bleached 'em, they've been tortured. I obviously clean them up every so often. But I used to like when I was younger, like trim them to make them really precise. And I don't do that anymore. I kind of just let 'em live and let 'em fly. All I really do with the brow pencil is just add a little here on the end 'cause this one's slightly shorter than the other one. Next I'm going to do a little bit of powder. So I just use this nice pressed powder and I put a little here. [light airy music] I think my first like real modeling job with like a bigger company was for Forever 21. And I remember being so shy and nervous, just wanted to do a good job. My advice for anybody trying to get into the modeling world, have a really good relationship with yourself. I think that it can be cutthroat. You can't take things too personally. So I think that just making sure you're like kind to yourself and that you have a really good relationship with your self worth and your beauty, 'cause there's mean people and we need to be nice to ourselves. So I'm using this NARS bronzer. [light airy music] [light airy music] We're going onto the eye, my least skilled part. So I always keep it really simple. I'm gonna use this eyeshadow palette. I like to stay in this world. I just feel like the tones really work well for me. I don't love a shimmery eye on me, so I stay away from that. But I just keep it... I'm not a professional, you guys. I'm gonna make it work though. We're gonna find our way home. We're gonna land this plane like it's gonna happen. I am just taking a little bit of the darker color that I used and putting it on the bottom. I landed the plane, you guys. I had a minor panic attack, but it's gonna be okay. So let's curl. This is one of my favorites. It is the L'Oreal Paris "Panorama" Mascara. I'm obsessed. [light airy music] Final touch. I need to decide. I need to make a decision. Like I'm seeing this trend of kind of like this undone red lip, kind of like French girl vibes. I'm gonna try it and see if I'm into it. Let's see how this goes. So I applied some. Now I'm just gonna take my finger and almost like smudge it in a little. I'm into this like no liner kind of like smudged out red lip moment. I saw this on TikTok and SUCCESS!. Is this my new vibe? That is it. This is my spring French girl makeup look, I guess. I love it and I'm really into this new lip vibe. So I hope you guys enjoyed. I guess I'll see you in another four years.</i></p>
Video 4	Title: Tyla's All-in-One Wellness, Skincare, and Makeup Routine Beauty Secrets Vogue

[gentle upbeat music] - Hello Vogue, it's Tyla, and this is my wellness slash skincare slash makeup routine. I light a candle. This year I went to Thailand for the first time and I met a lot of new people and they taught me about this, my word. I used to see these things and I was like, "Eh, it's not real," whatever, whatever, but this thing is so calming, lemme, I'm gonna show you guys. [bowl clangs] [gentle upbeat music] [stick scraping] I like doing this in the morning and then praying and starting my day, clear. So now getting into the skincare, cleanser, I have a little friend because it's that time of the month, there you go. I was really not a skincare girl. I used to watch YouTube videos and everything of people having skincare routines and everything, but we didn't really have all those products in South Africa. So I was literally just a baby soap and any lotion kind of girl. I started being more careful with my skin and making sure that I take care of it because I have to wear makeup and everything when I perform. I like to take this spritz, it smells so good and it makes me feel [inhales] fresh. [bottle hissing] [gentle upbeat music] I use this moisturizer. Literally all my face moisturizers have to be thick, like, I can't have a thin lotion 'cause I always end up feeling dry. [gentle upbeat music] So usually when I do my eyebrows I use this. So this is like, blades. I've been using this for years to do my eyebrows. Please do not try this at home. Please. I'm from that guy is me so I know this, this is a very big brush but I'm just gonna now brush it through a little bit. So I take the blade, I pull the skin, and I literally, like, line it up because I have to do my own eyebrows because I've had so many horror stories where people try to do my eyebrows and they made it thin thin thin, uh-uh. I don't like thin eyebrows on me. I feel like I look way better with thicker eyebrows. [gentle upbeat music] My next step is sunscreen. Now I really like this one 'cause it doesn't leave a white cast after. I then use this eye cream. I didn't think eye cream worked, but I actually saw a difference and it makes me feel [inhales] bougie when I put on eye cream. I don't know why. [laughing] And then my next step, Vishnine gave me a whole custom Tyla bedazzled one. So let me use this one today. Whenever I get ready I blast music, like, I have the speaker on loud and I listen to my album, "Tyla," literally every single day. So now I'm gonna start with the makeup. When I have to look presentable, this is what I do. I use both Pat Mcgrath concealer and the Too Faced one, and I usually just put on my hand. I blend it until I get like a proper color and I test it. Yeah, okay, okay. My color matching is not too bad. When I went on tour, it was gonna be way too expensive to have a makeup artist or whatever. So literally, I had to learn, and I started getting good and now I can do my own makeup. But after that I take the same Too Faced concealer, but this is the darker one, and a pad, and then I bronze up the size of my face and under my nose and above here, I like the button-type look. [gentle upbeat music] I love a liquid wing. Usually when I'm not doing too much, I like to use a brown one 'cause I feel like it's not as harsh. [gentle upbeat music] My eyes always crease no matter what I do. I've searched TikTok left, right and center, there's no hack that works for me. Before I powder, I have to get rid of that again. I have try and keep my eyes open for as long as possible so it doesn't increase as much. And

	<p><i>then I take this powder, it's Black Opal. [gentle upbeat music] Contour, I use this one. I know people are wondering, how did she come outta nowhere and all of this is happening? Tell me about it, I don't know myself! When I was working on the album and wrapping it up, I started hearing places where a feature would hit more and then specifically jump, Ghana and I have been speaking about collabing. I'm using this blush by the way, this is Pat's. Tems, I was literally two days away from submitting the album, two days guys, and she sent me the song and I loved it and I told my managers like, "Guys, please book a studio. This is the last song of the album, let's get this one." It's a song for everybody, but in my mind, I see that one for the girls, you know. So I'm gonna put on now mascara, my favorite thing ever. I remember being young and I was never allowed to put on any makeup. I'd steal my mother's mascara, I'll carry it with me and then I'll go put it on in the bathroom of school. This one is the L'Oreal Telescopic one. I saw this one on TikTok going crazy and I snatched it up. During COVID, I really built my supporters for real because I mean the only way you could interact with people mainly on social media. So I was getting so-much support because literally everyone was on their phones. I really feel like that catapulted me further. [gentle upbeat music] When it comes to like lip products, I really like neutral, like nudes or browns. And then this lip mask. I'm gonna now add this. This is a highlighter, Fenty, and I like just popping it in the center. [gentle upbeat music] Winning the first African Performance Grammy, like, I couldn't have asked for a better Grammy to win. My parents are literally bragging about it still, till this day. I'm just so happy that they also got to be there and come to America for the first time, you know, All these things that's happening to me. I'm happy that they also having fun and experiencing things on the way as well. People know I have to be literally glistening whenever on stage, whenever I'm being seen so I like to mix, um, a lotion and a highlighter. [gentle upbeat music] Not too much, this is like a everyday type glow. Obviously on stage and everything, it'll be crazier. My perfume, this fragrance, my word, it's the best. [gentle upbeat music] [Tyla laughing] [bottle hissing] Have to do my edges guys. So I use any brush, I love braids, guys, I've always loved braids, and it's not only for the style, but also convenience. I'm traveling so much, I have to do so much, and curly hair is so difficult to manage, oh my word. Hair perfume, I use the same fragrance as my perfume. And then I feel like it just enhances the [inhales] fragrance, when you walk past, that whiff. [laughing] aaand, you are good to go! This was so much fun, thank you so much to Vogue. Bye to all my tigers, [lips smack] love you. [gentle upbeat music]</i></p>
Video 5	<p>Title: Michelle Yeoh's Guide to Martial Arts for the Face & Sculpting Beauty Routine Beauty Secrets</p> <p><i>[soft music] - Hello Vogue. I'm going to walk you through my everyday skincare routine. When I wake up, I want to wake up my skin. [laughs] You know, as I tell you, every day when I wake up I do a lot of stretches and things like that. And so I do the same thing with this. I use this essence just to give it some moisture. Essence Pat, pat, pat, pat, pat, pat all over. Then it's got all</i></p>

that to wake it up. 'Cause we Asians tend to have a little bit fleshy cheeks and I want to have that nice little contour going. So, and then under the eyes as well, all the way up. Normally when I'm doing all this, I'm doing my squats, but if I do my full squat, you'll see me disappearing from the screen. I guess you don't want that. Remember you can do your kicks, you can do your stretches while you are also waking up and exercising. I have this cold ice water into this HR roller. I normally have two on your eyes, give you that clean jawline. It's what we all aspire to have. My earliest memory of taking care of my skin is seeing my mom do this every day, morning and night. Then she does all these incredible things where she's like pow, pow, pow, pow, pow, pow, pow, pow, pow, pow, pow, pow, pow, pow, pow. It's like doing martial arts on her face. She's 83 and she looks stunning. So, you know, I love this new product that I discovered. Leonard Rubenstein Mask. You warm it up and the contours Massage of your face all the way across and never forget your forehead. This is like the warmup massage for the face and the neck and all the lymph nodes that surround. It's like wakes up all the little nerves in your head. I think it helps with the growth of your hair as well. And I do it all over. With your skin, the most important is drinking a lot of water. That really helps 'cause I think when you have good skin, that just sets up a beautiful canvas for you to be able to paint on your makeup. Eye cream is very important for me. I don't normally rub, I like to give it a little pat, Skincare like do little jumps for the face and all the muscles. I never leave the house without sunblock. Since I am going out for a hike later on, I am using a little sunblock that's heavier than usual. My skincare routine changes depending on the climate I'm going to. If I'm going back to Malaysia or to Asia where it's more humid, then I use a lighter lotion kind of skincare. But if I'm going to, for example, where it's winter and the conditions are more severe and harsh, then I tend to use slightly creamier. I'm using a natural sheer foundation because one thing I learned is when you have makeup that's too thick or a foundation that's too thick, it tends to highlight the creases that you normally would prefer not to have. Makeup And I use a little concealer. My favorite is the Cle de Peau concealer, 'cause you know, I have some unfortunately sun spots that I had from a long time before when I used to stay out in the sun for too long without using the right products in my younger wild days. So now older, wiser, but then you still have to pay for mistakes that you did before. Fortunately my mom loves makeup so she's always very careful with eyebrows and she's a very good makeup artist 'cause she's practicing on herself like all the time. So that's one thing that she always taught me was like, don't let anybody pluck your eyebrows because you know they just don't grow back properly. I'm quite blessed with very natural. I try not to over pluck it, I just leave it the way it is. At night generally I use the serum to help with the growth. I just like fill in all the blanks but not too much. I always like a little bit of color on the cheeks. Cheeks I like it a little further up. So it sort of highlights the cheekbones a little bit more. Generally with hair and makeup, I try to be involved all the time because you have to be comfortable. But also of course when you are playing a role, you're not being

	<p><i>yourself then it's very different. You have to understand why that that kind of makeup is being used. The most important I think for me is like the foundation, 'cause nowadays with the lighting and all that, it doesn't have to be the old style cakey. If you can see it sticking out like a mile, It can look like you have little, almost your own skin coming through. So that is the kind of makeup I like. And fortunately, even in Wicked where it is so glamorous and theatrical, the makeup is still beautiful, but I am lazy normally. So I like to be able to have my makeup done in like 10 minutes or under. So really it is just a little bit of the eyeliner to highlight the eye. I don't like it too thick, especially if it's during the day. I just want it to be there, a hint of it. I do like to give it a little bit of a contour, you know, just to highlight the cheekbones. So I'm going to redo my eye. I like to give it a little bit of color sometimes. Don't run away. And this one is like an olive color. I do my eye line very close to my lash line just to give it like a complete look. A little bit of mascara, a little bit of lipstick goes a long way. That's it. I've played in the last two years, three and I find very different mothers. Eleanor Young from, "Crazy Rich Asians," Evelyn Wong from, "Everything Everywhere All at Once," and now Eileen's son from, "Brothers Son." All mothers are pretty much the same no matter whatever culture, whatever language you're speaking, there are certain gestures that just like transcends and it's global. I've been brought up with, you know, to always be who you are, be true to yourself. You can't hide. You can pretend to be something different for a little while, but eventually who you are will always come shining through. And I think the most important thing for me is to be able to find and fine tune a nicer me, a kinder me. And so I think in that way, this is what you get. This is pretty impressive 'cause one little thing will just clear it all up. Thank you so much for watching and putting up with me and my silly little tips. Have fun. Go and have a nice day.</i></p>
Video 6	<p>Title: Nessa Barrett's Guide to Acne-Prone Skin Care & '90s Glam Beauty Secrets Vogue</p> <p><i>- It's Nessa Barrett, and I'm going to walk you through my in-depth skincare routine and every-day makeup tutorial. My first step is cleansing oil. I use this one. I've been obsessed with Korean skincare recently. I use these biodegradable individual face towels. I use this little bar of soap. It's a sulfur soap, anti-acne. Recently, I had a pretty bad breakout, first time in my life, and it got me to really start taking good care of my skin. I've done a lot of research, and double cleansing seems like the best thing. This is the Dr. Dennis Gross extra-strength daily peel. It's two steps. The first one is exfoliating. I've been using them for three years. I have a bad problem that once my skin looks flawless and is good, I kind of just give up on skincare. I get lazy. When I start breaking out and struggling again, I go back to these and they save my life. Now it's time for the second one. You're supposed to wait two minutes. This one's the anti-aging neutralizer. Toner. Use two. First one that I use is this Paula's Choice exfoliate skin-perfecting toner. Relief toner. This again is one of my Kbeauty products. Rose water spray. I use this</i></p>

	<p><i>to rehydrate my face because the next step you need a moist face for snail mucin. I feel like it has helped my skin so much. Dr. Dennis Gross texture renewal serum. This one specifically is for acne-prone skin. [indistinct] eye cream. Sunscreen. Since I've gotten into self care, I feel like the biggest change and the most helpful thing that I've done has been no social media. Being a young girl, social media is kind of like a big thing and I grew up on it, and so it was hard for me to admit that it was something that I needed to let go of, but once I did, my life changed. Last step of skincare is Aquaphor. Sometimes when I don't have hair spray for the- see flyaways on my hair like that, this is a little hack that I learned in like middle school 'cause I used to put chapstick on. Just put Aquaphor on it and it goes away, you know, We're on my self care journey. So I'm gonna show you the supplements that I take. My first step is the brows. I use this Anastasia Beverly Hills clear brow gel. I love the 90s brows and sometimes, I will pluck way too much. My stage makeup for tour has changed so much. Recently, it's kind of gone from casual and comfortable outfits and bold makeup to bold outfits and natural makeup. Every time I'm on stage and I wear my tour outfits, I feel like I step into this, like, alter ego I call Baby Cowboy. [Nessa laughs] I go in with this random freckle pen. Sometimes I'll bring out my moles on my face a little bit and then do you see this pimple right there? I mean, sometimes I put concealer on it and then literally you can make it into a freckle. Contour powder kit by Anastasia. Just do a teeny dab in all of the ones down here. Dab it there, make a straight line. And it like lifts it a little bit. My favorite blush. I first go in with the bene tint. Especially being blonde now, I love that sun-kissed look. Dior blush looks so cute. This next step that I do I feel like makes my natural makeup almost look more glam, and it's all about the lips. I use two lip liners. I go in with the intense. Go directly on the line. My lips were so thin growing up when I would smile, I'd have no lips. The second I turned 17, I got lip filler. Then, over time, I became insecure about my lip filler. Now I feel very pleased with them. Lighter pillow talk. And I kind of just fill in my whole lip and blend in the darker one. I am very inspired by 90s makeup and 90s fashion and just the 90s in general. When I'm getting ready before a show, I listen to music but at home doing my makeup, I kind of just like peace and quiet. I feel like it's just me time. For a show, I kind of listen to a lot of things. It ranges from like the craziest genres ever. You go to calm, chill, girly vibes and then full-on energy, heart-pumping music. Sometimes even my own. [Nessa giggles] The last step is perfume. I use a hair perfume first. Baccarat Rouge. This one is my baby. It is my scent. It has been for years. I have many stories where people have been looking for me and they just follow my scent. You just wanna drown in it. This was so much fun. I hope you like my new wellness routine, and try it for yourself. Love you, bye.</i></p>
Video 7	<p>Title: Ariana Grande's Skin Care Routine & Guide to a '60s Cat Eye Beauty Secrets Vogue</p> <p><i>[upbeat music] - Hi, Vogue, it's Ariana Grande and I am here today to walk you through some of my skin prep and do a, hopefully, cute makeup</i></p>

look. I'm gonna start with the Sarah Ford Biocell Oxygen Serum. Sarah's been doing my skin for a couple of years now. She really transformed the texture of my skin. It's so soft and smooth, and I still have breakouts all the time when I'm using a lot of makeup on set, but it keeps my skin as clear as possible and non-reactive as possible, so I'm very obsessed. Next I'm going to use La Mer moisturizer and I'm going to mix it with some SPF. Growing up in Florida, I spent a lot of time in the sun. I think that's probably where some of my discoloration and my freckles and everything comes from. It's important to protect your skin as much as possible when you are using so much makeup. Clearly I wear a lot of makeup. I'm sure everybody's gonna be like, "Who?" Next I'm going to use R.E.M. Beauty Undereye Cooling Balm. This is one of my favorite products we have. This has like my favorite texture in the world. It's super cool. And plumping so it fills out any little fine lines and creates like such a smooth base for your makeup. I'm also gonna use these Shiseido eye patches. [paper rips] Which way are they supposed to go, world? Because I do them this way, but I have to be wrong. At like 4:00 in the morning, I'm always with my headphones doing my meditation in the car and then I get ready for a day on set. So they've been on for like a good four hours now. So I'm gonna take these off. Now I'm gonna get into my makeup. The first thing I'm going to use is our brand new R.E.M. Beauty Sweetener Foundation. I'm using the shade Light 8NW. I'm gonna use like a pump and a half. [upbeat music] Next I'm gonna use Sweetener Concealer. My shade is Light 4G. And I'm gonna get ready to set with this Anastasia Vanilla Setting Powder. I like to set pretty quickly after I apply. I just try to make sure that nothing could possibly move. [upbeat music continues] I'm gonna go a little bit out of order and start to fill in my eyebrows 'cause I'm sure they're probably driving you crazy too. I am currently like half-Glinda. I've been bleaching my eyebrows for a year now and I definitely need to touch them up. I'm gonna fill them in with this MAC Eyebrow Styler in the shade Fling. I like to make the ends really short and kind of shave them and ruin them [laughs] and then draw the shape I like which is more of a like kind of straight and lifted Audrey-Hepburn-ish-shaped brow. So I'm gonna try to do that. [upbeat music continues] I kind of have eyebrows now. I don't know what I'm gonna do next. I feel like I'm going in a strange order today but I'm just gonna go with the flow and we'll figure it out together. I started doing family theater and community theater in Boca Raton, Florida, [chuckles] which is crazy, when I was like eight years old and I always associated each character I played with a different makeup kit. So when I was Annie, I remember using a different blush or a different, like even though I was eight and it was so minimal makeup, that was always a really fun thing to me. And then in music, I don't know like a different look for each song and video. It became such an important piece of the puzzle, and it's such an important part of being an artist and of storytelling. And also from watching drag, I love drag so much. Makeup Tutorial It is so inspiring to me. When I was on Broadway doing "13," I used to go afterwards to like see the queens and sometimes I would end up singing and that was just a really joyous and important part of my

life. I'm going to use this contour. It says Nuria 2 because I stole this from my makeup artist. I have a massive forehead to begin with, and my hairline is sliding back more and more every day. So I have to [laughs] contour it more and more as time goes on. [upbeat music continues] I'm gonna do my little button nose trick that I like. And then I'm going to highlight using our R.E.M. Beauty Miss Mercury Highlight. I'm not flipping you off, but maybe, you know, [upbeat music continues] I was always fascinated by Audrey Hepburn and Marilyn Monroe because you could tell that they were doing these makeup tricks before anyone really had it figured out yet. You look at like Audrey's gorgeous brows that she drew and the way she did her lipstick like slightly like over here. And then Marilyn had her own tricks. It's just, and she, I think, she used to use Vaseline as highlight back then. It's just so cool. It's always fascinated me. I love, I've always loved makeup. I don't know what I am doing. This is the most discombobulated makeup video on Vogue's channel. I'm gonna do Bobbi Brown. I'm gonna take this pink that is over here, this, that one, and just kinda my whole lid basically but also my whole face. [upbeat music continues] One of my favorite things to do is to create like a '60s looking cat eye. And I'm gonna use our multi-use eye stick in Intergalactic. I'm really concerned about making sure you guys are seeing everything. I'm in the process of doing so, I can't see a goddamn thing I'm doing. I am just coloring like a four-year-old. But it will come together. Trust me. My next step is gonna be blush and I'm going use Dior Rosy Glow. Something I do with my blush that also makes no sense is I, like, go in my eyebrows and my this and kind of everywhere. Something else that I fell in love with recently is doing like a shadowy version of a cat eye instead of a liquid line, back to the Bobbi Brown. I'm gonna mix that guy and this one. Oh, my God, I'm allowed to use this, I just found out. We have hope. [upbeat music] I feel like my relationship to beauty has changed so much over the years, especially because I started so young. You know, being exposed to so many voices at a young age and especially when people have, like, things to say about your appearance and stuff at a young age, it's like really hard to know what's worth hearing and not, but you know, when you're 17 you don't really know. You don't know that yet. I, over the years, used makeup as a disguise or as something to hide behind, and more and more and more hair, more and more thicker, the eyeliner, the whatever. [chuckles] And that can be so beautiful at times. And I still, I still do have love for it, I'm doing mascara, and appreciation for it. But I think as I get older, I don't love that being the intention behind it anymore. I think of it as self-expression now and accentuating what is here. Our relationships to beauty are so personal. Like we're here talking about beauty secrets. Isn't the secret that we all just wanna feel our best and be loved. Full transparency as a beauty person, as I do my lips, had a ton of lip filler over the years. And Botox, I stopped in 2018 'cause I just felt so too much. I just felt like hiding, you know, Didn't expect to get emotional. [chuckles] [hand claps] Take 300. No. For a long time beauty was about hiding for me. And now I feel like maybe it's not since I stopped getting fillers and Botox, and maybe I'll start again one day, I don't know. To each

	<p><i>their own. Whatever makes you feel beautiful, I do support. But I know for me, I was just like, "Oh, I wanna see my well-earned cry lines and smile lines." I hope my smile lines get deeper and deeper and I laugh more and more. And I just think aging is like such a, it can be such a beautiful thing. Now, might I get a facelift in 10 years? Might, yeah. [laughs] But these are just thoughts that I feel like we should be able to discuss. If we're sitting here talking about beauty secrets, fuck it. Let's lay it all out there. [upbeat music] Juicy Tubes. [upbeat music continues] Something I do and that's insane but I use my lip stain and then I put gloss and then I wipe it off. So it looks like I actually have pigment in my lips, which I don't. I'm gonna use Pink Razor instead. It's a little more fair. [upbeat music] MOD Vanilla, my favorite. Love it so, I actually do love it so much. Fragrance is so important to me. It's one of my favorite things to work on. I saw Hailey Bieber use my product in her video, and I brought hers to mine because I love this lip mask. It's so good. This is the Watermelon but I think the Birthday Cake is my favorite. I'm gonna make this line a little heavier 'cause I know that's what the children want. When I did "Drag Race," Ru came out to come sit at the the judging panel. She was like, "Miss Grande, I love your never-ending stream of PR packages that are constantly arriving." And I was like, "Oh, my God, I'm so sorry. Do you want it to end? It can end if you want it to." And he was like, "No, I really mean it. I love it. And you created the perfect chocolate brown eye pencil." And I was like, "Oh, I can and will die now." That was the best moment of my makeup career so far. I'm gonna set with Fenty setting spray. They don't sell this anymore. That is it. I think we did a pretty in pink cat eye moment today. We had a little therapy session in the middle. [chuckles] Talked about beauty inside and out. And I'm just sending everyone so much love. Thank you for watching. Have a beautiful day. [lips smack]</i></p>
Video 8	<p>Title: Alia Bhatt's Guide to Ice Water Facials & Foundation-Free Makeup Beauty Secrets Vogue</p> <p><i>[upbeat music] - Hi, everyone. This is Alia Bhatt, and today I'm gonna walk you through my daily beauty / skincare routine, and also take you through my go-to glam. I love my makeup to also just look like great skin, so you can call it skinny cup. My first step cleansing. I'm gonna go with this cleansing balm. It is my current obsession. [upbeat music continues] My sister being my number one, I think skincare guru. She's the reason I have skincare in my life in the first place. I usually wake up very like sort of puffy in the morning. Icing really helps get away, you know take away that puffiness and it has other benefits as well. It prevents like acne marks and stuff. Keeps your skin really lovely and tight and genuinely just makes you feel fresh and good. So I literally dunk my face in ice. So here goes. [Alia inhales] And then I come up and I go back inside. Ah. Okay. Immediately like all the blood rushes to my face and I feel like all pink and fresh and like ready to take on the day. The next step is my moisturizer. I love this moisturizer. It's everything my skin needs. I would take like four to five pumps. [upbeat music continues] Then after my moisturizer I will go in with sunscreen. Very important. I like to go</i></p>

in with a smiley face. I remember when just after I'd given birth the first three months, that time your life is so dedicated to just nurturing your baby, caring for your baby, feeding your baby. I realized my ritual to myself which is doing my skincare, taking care of my hair, it literally was the only time that I could take out for myself in, you know, in those months. I mean I would just continuously apply lip balm my life whether I'm doing my skincare or not. I'm obsessed with it. [upbeat music continues] I'm also wearing an Aura ring, if you've noticed. So I've been through all the fitness devices, okay. I'm a fitness device enthusiast, you can put it that way. Aura has been the one that stuck the most because I love wearing rings and think it's been most accurate to monitor my sleep. I think we all understand that sleep is the most important part of your, you know life in terms of your recovery and longevity. My next step would be... I don't use foundation. Even if I'm going out for date night, brunch with my girls, I just don't have the bandwidth and time to just like apply foundation and stuff like that. I go for skin tints and I like to go for skin tints that have some SPF in it. Also, yeah, I do have this thing where I use my hands. I don't use brushes when I'm applying any of my tints on my face. I just feel like I get a more even finish. I like to mix that with a little bit of an illuminating primer. [upbeat music continues] I use this NARS creamy concealer. I have this little assistant guy who's been following me for quite a few months now. I'm being friendly. I'm obsessed with picking my pimples and that's why as a punishment I got this mark. So I would not recommend it at all, my friends. Gonna cover a little bit more. [upbeat music continues] My reference point of makeup when I was growing up was just my mom, what she would do, and she would overline her eyes a lot with [indistinct]. Like oh, look at the side. And I'm like, why are you doing that? And she said, because I have to. I have tiny eyes. But what I took away from that was you don't need to do too much. Plus that I would do it with powder. So I'd go for like a lovely translucent powder. This is the Hourglass powder. [upbeat music continues] It's Rosy Drops. This is just one layer, by the way. I do apply blush as well, but I like to build this into the skin. My goal always when I do my makeup is to basically look like I have no makeup on. So I first go in with a cream color base. My go-to color palette is always pinks and like light browns. I love this palette, okay? It's the Too Faced palette. I've had it for, I don't even know how many years. You can see I kind of like really old and it's like chipping. I move a lot in this pink zone. After that, I would go in with this and I would mix this a little bit. I'm obsessed with putting this under my eye. Like I feel very often if I work with a new makeup artist I always make them do that. I'm like, can you put it under my eye as well? Whatever you're putting on the lid, you need to put underneath. I don't put eyeliner, I believe I have hooded eyes. So for me, my intention is always to open up my eyes as much as possible. And then I would just go for like a little lighter, shinier peaches and cream and nectar. Next would be brows. This is my favorite part. I started my career with a film called, "Student of the Year", and I had a makeup artist who is the makeup maestro I would say, of Indian cinema. And he on day zero told me, do not touch your brows. So I said, I'm not gonna touch it, promise.

And 10 years later we just did a film together again and for that film he changed my brows. He said, okay, now I am going to shape them a little bit more because from playing a girl I was playing a woman, you know, This character needed me to be a little bit more mature. So he said, now we'll shape it. And literally I did not touch my brows for those 10 years. [upbeat music continues] I use the Benefit. After he shaped it for me., I mean of course there was a lot of like whenever I needed to do any cleaning and stuff like that it just literally would clean bits that would come underneath, like that would be growing all over the place. That's what I would do. A lot of people, in fact even made fun of my brows initially being like, why can't she do something about her brows? The weirdest place I've done my makeup was literally sitting in like a public bathroom, in a random toilet and just locked the door. [Alia laughing] I had my makeup bag and I just sat there and did it because there were a lot of people outside, there was a wedding going on or something. So I literally sat on the port and did my makeup, but I was quick. So it was finished in like 10 minutes. Very often I do not do mascara and I just curl my lashes. [upbeat music continues] I actually don't have really lovely law lashes like my husband. You should see his lashes. He's got like beautiful long lashes. And then when my daughter was born, I was like, check her eyes. Check her eyes. Does she have lovely long lashes? And she does. Touch wood. Charlotte Tilbury, pillow talk. I would now go in again with my concealer. [upbeat music continues] I'm gonna contour. I use, again the Hourglass contour it's more... [Alia mumbling] Have fun in the end, you know, Like it's not about like, I don't think it's as specific and technical for me. This part of the process just really feels nice. Like I feel my jaw just like cinching in whenever I do this. I'm not sure whether it's helping, but it just feels great and I just like go all over. [upbeat music continues] I go back with my powder. So you know, this happens to me a lot. Now I can't find my brushes. When I just like drop my brush down and 'cause a lot of the times I'm just so distracted 'cause I'm like singing and literally like, and I listen to nice music, Punjabi Rap, Punjabi like hit songs, enjoy myself. So it's like tends to get a little chaotic. Some of the songs, Punjabi songs that you definitely might listen to if I have to recommend. Number one would be Man Made Jan, which is by this lovely artist called King. He also did a collaboration with Nick Jonas, which is also a lovely version. Checks by Sugar. The fabulous song is like number one in India right now. I love it. One of my favorite artists is Gaji Tusang. He also performed at Coachella recently. He has outstanding music, but my favorite song is the song called Level. Calm Down, currently I think is one of my favorite songs, American Pop Songs, the Selena Gomez version. I think that is, yeah, that always gets me. Now contouring is done, powder is done. Blush. My favorite part. Hourglass palate once again. [upbeat music continues] When I went for the Met Galas, well I think one of my major like instruction, make me look like a ball of blush. Okay, we need to go all out for the blush. I'm romantic, like dreamy, like beautiful, just go for the blush. And eventually I was looking quite like the tomato. You tend to think about the Met Gala a lot, like what's

	<p><i>gonna happen inside. And right from the red carpet, although I got a lot of instructions from paparazzi at the red carpet, what to do and what not to do. So I really stood by that. Actually I think a lot of the buildup for the Met Gala is about the red carpet. Like you forget and do not think about what's gonna happen on the inside. But the inside was really beautiful, so well planned, and it was amazing because I didn't look at my phone for the whole time. I was so present. I think I saw Billy Eilish from far and I was like (showing an excited face) Lipstick. I'm going to use this one. Charlotte Tilbury, pillow talk. I wore this to my wedding. That's how I obsessed I am with this lip color. The way I apply my lipstick is not considered way people apply their lipstick. Okay, it's a bit weird. [upbeat music continues] The reason I do this, I'll tell you why, is because a lot of times after eating I touch up my lipstick. I don't know, I think something about moving the lipstick across my mouth is just way more tedious as opposed to moving my mouth across the lipstick. I thought, that's just the something that I worked out for myself and then I rub it off. 'Cause one thing my husband always, I mean when he wasn't my husband, when he was my boyfriend as well. When we used to go out at night, he's like, "wipe that off, wipe that off". Because he loves the natural color of my lip. Okay, so this is it. This is my final look. The skin like makeup, lit from within, glow look. So I hope you guys enjoyed this and yeah, take care.</i></p>
Video 9	<p>Title: Alycia Debnam-Carey's 11-Step Skin-Care Routine & Bronzed Makeup Look Beauty Secrets Vogue</p> <p><i>[soft music] - Hi, I am Alycia Debnam-Carey, and I'm going to be walking you through my very extensive skincare routine and then, like, a little cutie bronzy makeup look. I use a cleanser, it's L'ANZA. Not a lot, like that much. [soft music] The next step that I'm gonna do is a face mask. My favorite one is the Sisley Express Mask It is so great if you're on a time crunch, it's literally like two minutes. I'm pretty fair, so I always have to be really careful, and now I spend like way too much money on skincare, like it's a joke. [soft music] These are the Hyaluronic Cloud Patches. These work, not all of them work. These work. The ultimate self-care is like a mask and eye patches and then like eating carbs and having some wine. Like that. Oh. This is the Hydra Beauty Chanel. Lip Mask And I'm just lightly taking off the mask. This is like a gate keep secret, but it's the real deal. You can get this just at Whole Foods. This is the vitamin C serum. It's from Glossier. Vitamin C I think is really important for cell regeneration as a protective barrier. Vitamin C Serum Also, always the neck. Gravity is doing half the work by bringing your face down. So like I'm always about going up, go up. Then I have the Diablocid. And then I do a simple moisturizer. It's nothing crazy. It's the Kiehl's. Moisturizer And this is the Shiseido smoothing eye cream. I think it really does sort of help Eye Cream with fine lines and dark circles. Also, I think this is a standard that everyone knows, but your ring finger is kind of what you use to apply your eye cream, and also you have the same skin here that you do here. So if you wanna add a little there. Then I like to do a little gua sha. I think a lot of people might know, you know, my work maybe from "The 100"</i></p>

or from "Fear of the Walking Dead", kind of apocalyptic shows. So the makeup, while it's not heavy in a classic makeup sense, it's like dirt and it gets right into the pores. I'm a sunscreen aficionado. Growing up in Australia, it is a non-negotiable. The sunscreen that I do use on a daily basis is the Glossier one, and it's Invisible Shield. It lays really nicely under makeup, and this sort of really gives you that kind of glow. Back of the hands as well. And I use the Giorgio Armani Luminous Silk Foundation. Really, I think it's more Foundation just over kind of some of those sun damaged areas. [soft music] So for "The Lost Flowers of Alice Hart", my most recent project, this is the concealer I used. It's the NARS one. And I just sort of place it Concealer really in the places that need it. I find a lot of people pull it out here, but this is where you get a little bit more creasing, and you don't need to really draw attention to that kind of area. [soft music] So I got to work with Sigourney Weaver, which was honestly such a highlight. Obviously she's such an icon and a legend. I then, I just use my fingers to blend this out underneath my eyes. [soft music] The Laura Mercier Translucent Powder. And I do a little dab and then I do a little flick. Filming in Australia was kind of a dream come true. I have spent most of the last like 10 years working in the US. I'm using the Fenty Match Stick contour. It's such a great taupe shade. [soft music] Then I do a little like Hoola Light Bronzer. It's just really, really great if you have that kind of slightly more Bronzer olive or taupe kind of tone. Little on the nose there. [soft music] I'm super specific about my brows, and I feel like I do it in a weird way. I'm always worried I have like a surprised face, like I don't know, that sounds insane, but like my eyebrows are like, "Surprise!" So I bring them down a lot more than I'd say probably feel like is normal. And then this is gonna look crazy, but then I'll brush them out. This is my favorite eyebrow gel, Rose Inc. But this is just really perfect for brushing it up. Brow Gel I'll even kind of do this, call me crazy, but when I'm about to go to bed, because it kind of keeps things in the right place. But then also has a bit of like lengthening serum. This is the Fenty Beauty palette. You can clearly tell which one that I've gone through. Just to lift the brow bone and kind of give a little bit more dimension and clean up that under eye area there. I built my own Mac palette, which you can do. I'm always looking for like taupe tones personally and always with like big palettes, you end up getting like, you know, here's one taupe and then like seven different like shimmer shadows and I just like, I don't need that. You know, I do this base color, which is just like a nice neutral. Going back to the Fenty Beauty palette, I'm going to use this bronzy shimmery color. [soft upbeat music] Brown eyeliner pencil. Well, this is gonna be cute. And do a tight water line underneath. I'm actually gonna stamp in a really dark brown. I like to go on with my mascara, the Glossier Lash Slick. I'm not someone who really curls their lashes, because I don't like, I don't like looking like blink, like cartoon, like, you know, I wanna be like, mm, you get me? [soft upbeat music] Eyes done. This is my friend Madison Brown. She's a fellow Australian. It's called Outside and I just sort of get a little in there and you'll see, it's a really beautiful kind of flushed rosy color, but it also has 50 SPF. You know, I use

	<p><i>this sometimes at the beach as well if I want like, you know, just like a dusting and color. Like sometimes, you know, you come out of the ocean and you're like, "Wow, I thought I looked cute. Nevermind. I look like a drowned rat." Whereas this, you come out of the ocean looking like a mermaid. I even put a, like, on a little tip of my nose. [soft music] So pretty. And then I use a highlighter. Highlighter Charlotte Tilbury Pillow Talk. This is a fresh one, because somehow I have like 10, but they're all like the size of this. And so I kind of do, I don't overlay, but I do a little like under my lips and then just kind of keep it messy. My mom can do her lipstick without looking anywhere, and it is a trick that I've picked up. This is the Clinique Black Honey. [Alycia mumbles] [soft music] Again, with the Heritage Store Rosewater. I'll use the Tower 28 again, and I'll just put it on my collarbone. The [indistinct] fragrance. Fragrance I feel like it kind of turned out cute. I feel like I should, I don't know. I just wanna go on a date with it right now. Thank you so much for joining me and I hope you liked it. Bye.</i></p>
Video 10	<p>Title: Barbie's Issa Rae Shares Her Dry Skin Routine Beauty Secrets Vogue</p> <p><i>[mellow ambient music] - Hey, I'm Issa Rae, and I'm gonna walk you through my skincare routine and my go to the office makeup look. I'm gonna do something a little different, and I'm going to show you how I go to sleep at night 'cause there's no morning routine without my Dewtopia. You gotta see this, huh? I have not had a pimple in a year and a half since using this. Not even period pimples. Period pimples used to me off. I hope I'm not jinxing myself, but I love this product. So then, "ooh, I went to sleep. It's morning." Now I wash this off my face. Cetaphil. Vaseline and I'm putting this on 'cause I don't want to talk to y'all with dry lips. Scalp oil from the Sienna Naturals 'cause I just, I don't like. I'm dry. I'm dry all the time everywhere. And scalp care is skincare. I will rock, you know, braids I'm really good at wrapping my hair at night. Preserving, um, hairstyles. Barbie though, which, y'all see my robe? Barbie was a wiggy ass set. I'll say that. Vitamin C & E serum. Dr. Sturm for darker skin tones. Even when I tried to approach doing this skincare routine in my 20s, I didn't see specific products for Black people. This immediately appealed to me. I did this in the mirror, but I feel so vulnerable doing it in front of y'all. But it's Vogue, and when Vogue calls, you pick up, right? When I'm on a set, it's so important to me that I have people of color working with me. People who understand, you know, Black hair, Black skin, even if you're not a person of color, I need you to have that understanding. you know, I used to have super dark circles under my eyes. This is a Lancer Legacy eye treatment. Mornings are my favorite time of day. They are my time. Like I get up super early, I'm a 4:00 AM girl. I get my workout in and after my workout's done, I feel like I've already tackled the day in the best way. And then this is where you find me, my skincare routine. And that's also a way to just unwind and get ready for the day. I do bask in it when I have time. When I'm traveling, this entire routine goes in a small pouch, like a kit. It comes with me everywhere, every bathroom, I unpack it first. Wherever I'm at, I know that I'm home and that my my skin will be taken</i></p>

care of. I use sunscreen a lot and I've gotten better about it because I was one of those ones. I was one of those Blacks that was like, "Mm, do I need it?" I've learned that cancer doesn't care where you're at. So, I make a concerted effort to put on sunscreen. I will go to work without makeup if I'm in a rush. And when I still want to have that like glowy, dewy look, I use this Tata Harper Beautifying Face Oil. I love it. I found out that one of my co-stars on Barbie, Ncuti, uses it. I was like "He's using it, and he has amazing skin." Let me tell you what will cause an immediate marital fight is you touch my products, and you don't know what they're doing. And you come on my side and take my products. Don't touch my face creams and use like globs of it. Stay away from my skin products or divorce. Am I a makeup artist? No. Have I ever done this before? No. You asked for this shit. You clicked on the video, all right? So first, we'll start with a little foundation. Shiseido. It's great for my skin tone. I apply with a little beauty blender, and I'm really only gonna apply right here. Concealer, Nars, how you say it with an LA accent. Tap a little concealer on my lids too, so that when I use the bronzer later, it will show up. Fenty Powder for my girl. I saw her video. It was cute. I don't use much. Bronzer really helps with that glowy look, and the makeup artist that I do work with, she gave me this three method where you just go on the outer parts and make a three. Look! I'm gonna switch my brush out, and I'm gonna use this bronzer for my eyes too, okay? I love bronzy colors. I love gold colors. I love rosy reds. I'm gonna go on my eye for a little, a glowy look, you know. This makes me look like I've made an effort. Like I genuinely care about the people that I work with, which I do, and that I wanna show up for them. I am playing President Barbie in the "Barbie" new movie, and she is a natural leader. In Barbieland, Barbies can do anything. They can be anything. And when Greuta approached me to be the president, I wasn't like this, this big thing that, "Oh, it's the black female president." It was just like, you're in Barbie land. The president can be Black, and is Black and that's just what it is. And I love that. And she also said the nicest thing, she was like, "I was thinking, in my fantasy world, you would be my president." And I said, "Girl, why?" "Why would" I love this eyebrow gel from from DIME. DIME, only dimes use it. I just thought of that. So I usually brush down first. "Insecure" it's really just a, it was a playground? Everybody got the opportunity to kind of give their best. From the hair to the makeup, to the styling on the show. A lot of people ask me if I really rap in the mirror. No. And I've had people tell me, "I rap in the mirror just like you." And I'm like, "I don't do that," but good, I'm glad. Whatever it helps you, whatever it helps get out. Talk to myself around the house a lot. But I do appreciate that Issa D gave people, a way to get their rationale, get their feelings out in the mirror. But this does make me feel a little bit nostalgic. And mascara. This is one with extra volume. All liner. I would say the best advice that I've gotten has been like what's meant for you will be yours. That has gotten me through so many setbacks and feeling like, "Oh, where am I? Like the stagnation or like I've missed out on opportunities. That really gets me through times when I'm just like down on myself when something is mine and I'm ready for it. Then I'm out here baby.

	<p><i>I am so excited about this summer. You know, Obviously Spider Verse came out and that was such a big, big deal for me to play Spiderwoman, Jessica Drew and then Barbie. And then I have the second season of rap shit coming out, which is gonna, you know, take over the summer some for the summertime. I'll put some blush on. I need to play a role when I feel like I've written it for me, then it's mine. But generally I love to write for other people. I wanna write for Lashana Lynch Quinta, Keke Palmer. I wanna write something for Yahya Abdul-Mateen. So many people honestly, come see about me. Let's put a little lip liner and then I'll top it off with a little gloss. I love like neutral, dark nineties lip tones. So this is a chestnut color that I really like. This is a Sigma lip gloss. I should have stolen so much stuff from the Barbie set because like, where else was I gonna get that? You know, I have a niece. I felt like I failed her. There was so much stuff just in drawers that the camera didn't even see that nobody would know it was there, except for the production set designers. But like really, what could you do about it? And there were so many Barbies on set and I should have at least stolen clothes. Pop it off with one of my favorites. Channel No. 5. I'm basic like that. This is President Barbie signing out. Thank guys so much for taking this journey with me. Bye.</i></p>
Video 11	<p>Title: Young Lady Danbury Actor Arsema Thomas's Night-Out Makeup Look Beauty Secrets Vogue</p> <p><i>thank you [Music] hi I am Arsema Thomas and I play Lady Danbury in Queen Charlotte at Bridgeton story and with you today I'm going to do my skincare routine and a little makeup look that I use when I go out I use a little bit of African black soap I didn't always use African black soap until I heard that Rihanna uses it and that's why her skin looks all good I try and use an exfoliator and I use this one it's called Cocokind exfoliation is actually the reason that I started getting a skincare routine because I love masks and feeling like a product is actually like doing its job so you just want to put a little bit of the powder and then add like equal parts water it kind of looks like a gel form like this next I'm going to use a toner I play Young Agatha Danbury in Queen Charlotte a Bridgeton story which is the bridges in pretty cool I never realized how I definitely needed a skincare routine until after I was coming off of set every day I'm a massive fanatic of serums. first serum I put usually is called Undefined a Day Serum. it's a black owned brand I love it and I just Serum rub it into my face. my mom's actually the one who taught me that massaging upwards keeps you young I don't know the science behind that but I do it it keeps her happy. next year my put is this Aesop serum it's like a light weight facial hydrating serum. I've heard that like lathering oils kind of activates them. so the next thing I do is I put on a little eye patch. I usually keep them on for like maybe 10-15 minutes as I like allow my skin to kind of soak in all of the lovely serums. ears shaved off that face because I am obsessed with Money Heist. Love Shiseido because Ursula is one of their brand Representatives I just put a little bit. there's something really nice about just taking a moment to take care of your skin a little eye cream by Mad</i></p>

Hippie. I end everything off with just a little bit of sunscreen. a lot of us in the black community have not been thinking about Sunscreen or it's just not been marketed for us we thought that we didn't need sunscreen and then yet here we are with elevated skin cancer rates, so remember to put on your sunscreen. just smooth everything over just love your skin and I always end with just a little bit of something for the lips. you know, you gotta you gotta keep them soft so I'm gonna start with my makeup look. I start with a Nars, this is actually the same Foundation that I used on Set. Uh, they let me take it or I stole it but, uh, we'll keep that between us and I just go into the cheek areas. Having a makeup artist that knew how to kind of work with my skin. I was afraid it's one of the things that as a black actor you're kind of told like you may not get the greatest experience with glam. I try not to put too much on my under eyes because I come in with this little bad boy. a little bit here to brighten everything up. so I never watched Bridgerton before. then I got the audition and then I was like okay I definitely can't watch it because if I don't get it my heart will be shattering to a million pieces. from University actually taught me it is I put Vaseline on my lashes just because it makes it thicker when you put on mascara and then it also means that it comes right off when you take it off it's like a cocoa butter and I just put it on my Lids like so. this is one of my favorite Contour sticks. this is espresso so it's very dark but I like it I put a bit under my nose. try and contour my massive East African forehead. After the first Zoom meeting with the producers and the director, I went and watched all of Bridgerton because I was like this is I now need to study it. And it was so funny because watching it I realized how much agile who plays lady Danbury looks like my Aunt, who everyone in my family says I look alike. So I was like oh my goodness so I kind of go over everything oh good with this maybe for up here to create like a cat eye situation. I put it here, put it here. I like the anime style like aesthetic and putting like a little bit of a Rouge under the nose kind of creates that like Berry. No! cute! cute look. I actually met Reggae and Luke Newton at like a bafta after party. I kind of just came up to them like a freshman meeting a senior in high school and they gave me all these great tips. so I used then a Skin Glow Highlighting Serum. I tell you I'm a massive fan of the serums. this is by the lip bar I just put a little bit on like, like so. I use this lash and brow perfecter, also stolen from set. Place those brows. I am obsessed with black liquid eyeliner, I love a winged look Liquid Eyeliner. the lashes should be done baking so I'm using a wow extreme volume mascara. I just look for something with extreme or Mascara long lasting. the reason I buy a lot of mascara is because when it goes empty, I use it for my eyebrows. I use the brow pencil to kind of equalize whatever is going on there. I am obsessed with like a red on the eye as you can see I don't use much. and I just Eyeshadow put just some just a hint because it is going to be a pop. what my makeup artist did which I love is puts a little bit on my chin, okay that was too much. But, you know, just a little bit. I go over with a little bit of a lovely highlighter. you never know where you're gonna actually put it until you're there. This is a lipstick, uh Bobby Brown Rich Coco, yes, much like me you'll always see me with this in

	<p><i>my purse and just add a little bit. I'm gonna go over with, because this is like a lovely base, but we want to judge it up, because it is a night out. this is I Am Candy Lipstick. it's Fierce, much like me, I think you should get products that are the name of what you want to feel that night. I just kind of go over everything with a beautiful setting spray. my sister got me this. I had never seen a perfume oil before. it's Nest New York, it's a Madagascar vanilla, I think vanilla is one of my favorite scents. So, apparently if you put it on your neck it creates like the oil and the chemicals will actually cause wrinkles to appear on your neck. so it's good to put it on the back. Well, that is everything. Uh, thank you so much for watching. Um, and check out Queen Charlotte, The Brigerton story. now on Netflix. I'm gonna go have some drinks with my friends.</i></p>
Video 12	<p>Title: Kylie Jenner's New Classic Beauty Routine Beauty Secrets Vogue</p> <p><i>[gentle music] - Hi guys, it's Kylie and I'm back. I missed you, Vogue. And I just wanted to come update you on my new routine and also share all my secrets with you. I'm gonna start with my lip scrub, of course. We're gonna scrub, scrub, scrub like we've never scrubbed before. I like to do a lip scrub before I start my routine, before I know I'm gonna wear a bold lip or a matte lip. I'm gonna do a classic Kylie glam today. I've changed my look a lot. I think that I'm into the more natural skin. I wear a lot less, but I've accomplished the same snatched look. Okay, so we are gonna, we, me and you, we're gonna clip my hair up. I'm gonna do like two pumps of my moisturizer and then this is one of my foundation samples. My first secret of this whole video. Don't tell anyone. I'm obsessed. This is my my go-to. Lemme do a little squeeze of that. Mix it up. I do feel like now that I'm using my hands more, it is, I don't know, it's like an intimate experience. My foundation just looks different. I feel way more natural. I like how it blends into my skin a lot better. [gentle music] NUDESTIX bronzer. I think it's a foundation, but it's very thin. I like to take it on the brush. I don't do my makeup every day. I feel like the majority of the time, I'm not wearing makeup 'cause I always have an event or a photo shoot. So I like to let my face breathe, but I do love tinted sunscreen. I feel like the way that I contour now is definitely less harsh. Like this is probably all the bronzer that I'll use especially on a daily. But I'm just taking this angled brush. [gentle music] These are my Glow Balms. These are actually, I got a new one 'cause mine look a little crazy 'cause I use them every day. This one's like peachy. This one is very like a really pretty, neutral blush. I like to mix them. This is my favorite part. This is like the best day ever. They're hydrating too so it really just looks so pretty. Blends good. You can even put it over powder. You can also put it on your lips too. I'm actually gonna do that now. I love this Givenchy powder. I remember actually watching my last Vogue video. The amount of powder that I used is just unreal. So I'm gonna do a little bit of powder on here. Stormi still doesn't really play with makeup. I love these Charlotte Tilbury powders. I think that when we're looking for inspo for events and makeup looks, we get inspiration from everywhere. Like old fashion shows. I'm always on Pinterest and just</i></p>

getting inspiration and then how we can make it our own and modern. I'm in like a very experimental era with makeup and I'm so willing to try new things and new looks. Another secret, I have these amazing, obsessed with these, cream shadows. Start here. You can put this directly on your eye. I'm going for a lighter look so I'm gonna put it on a palette. A little goes a long way and they don't dry too fast. So I like that you can play with them for a little. I like to focus on the outer corner of the eye, but also like I love a dragged out shadow look. This is just a really pretty neutral matte palette for every day. Maybe a little here. Just mix everything. When I have products that I really believe in, I want everyone's opinion. I love doing my own makeup 'cause it's just very therapeutic for me. I love to zone out. I've been on like a self-care, love myself year. I've been back into my workout routine after having a baby and, you know, really into my skincare routine. My next step is liner. I'm really loving a tiny, baby wing just to bring out my eye. I have round eyes so I like to give them more of an almond shape. I take concealer, I like to take off the end a little bit more and make it really sharp and clean. I guess it's a good little tip if you mess up. But I just don't even care, I put concealer right over my powder. I'm gonna put my lip on. This is another sample of something really crazy, really crazy. I always overline my lips a little bit. I don't really have steps anymore. I kind of just do whatever I feel. So we're gonna go brows. I'm using this Anastasia pencil. It has this cute, new gold packaging. Brows used to be the focus of our look. We used to always do these thick brows. And I'm sure in my last video, I think I started with brows too. Now brows aren't our main focus. I like, like natural, bushy brows. I don't really fill them in as much. I just had to do this campaign shoot and they wanted bleached brows. So Ariel I think just left the bleach on for too long and my eyebrows fell off. So now I'm just trying to get them back. But it's okay 'cause thin brows are in. I love supporting my friends and their brands. I'm always using different products and I like to still buy tons of makeup online and I just will always be makeup obsessed and I like seeing what's out there. Okay, brows are done. They look really bushy and gorgeous. We're gonna do, I just got this Kosas brow gel. Key to a good brow gel, I just like when it like lasts really long, it's not too flaky. I never thought I'd be the girl to like really gel my brows up like this and now I am. And I understand you guys. I found this in my drawer. I am obsessed. It is an all over face highlighter. The finale. This is my KYLASH Volume Mascara. I'm very excited to finally share this with you guys. Dreamed of my first mascara for so long and this just took forever and changed my mind a hundred times. And everyone has a very specific mascara preference so I wanted something that would appeal to everyone. So this is the wand. I used to wear lash extensions for years and then stopped doing that and I just wanted to really embrace my natural lash because I do have really good lashes. My mom has the best lashes. I like to focus my mascara towards the corner of my eye. Like I don't really go heavy in here because I like give my eye more of like an almond shape. And then I kind of like do this little wiggle, you know. Really get the product on there. I'm gonna add a little bit more of this peachy shade. I normally would be

	<p><i>listening to music if you guys aren't here. Probably the new SZA album right now. I like know every word to every song. Shout out to you. This is the full updated Kylie look. I'm sure I'll see you guys again in a few years when my look changes again. I'll see you guys soon.</i></p>
--	--

Appendix 5 Decision Letter Of Thesis Supervisors



KEMENTERIAN AGAMA
UNIVERSITAS ISLAM NEGERI ANTASARI
FAKULTAS TARBIYAH DAN KEGURUAN
PRODI TADRIS BAHASA DAN KEGURUAN

Jalan Jenderal Ahmad Yani Km. 4,5 Banjarmasin Telepon (0511) 3253939 Faksimile (0511) 3274482
 Web: www.fik.uin-antasari.ac.id

No.	Nama	Nim	Program Studi	Judul	Dosen Pembimbing
13.	Anandya Bilal Muttaqin	210101030267	TBI	Exploring English Phonemic Awareness Among College Students: A Case Study of Oral Language Proficiency	Dra. Andi Iriana, M.Hum
14.	Annisa Az-Zahra	210101030125	TBI	Revealing Women's Language Features in Beauty Tutorials On Vogue Youtube Channel: A Sociolinguistics Study	Dra. Andi Iriana, M.Hum
15.	Eriesa Riginaputri	210101030879	TBI	An Analysis of FUVGIS as an EFL Teaching and Learning Media for Alpha Generation	Dra. Andi Iriana, M.Hum
16.	Iqbal Zulkifli	210101030298	TBI	Teacher's Motivation To Continue Using English Song In Teaching English: A Narrative Study	Dra. Andi Iriana, M.Hum
17.	M. Fathillah Aljun Azhima	210101030866	TBI	Optimizing The Implementation Of English Language Curriculum For Young Learners In PGMI	Dra. Andi Iriana, M.Hum
18.	Nur Kamalia	210101030048	TBI	Voices through the Lens: An Exploration on Student Perspectives of English Language Speaking Instruction	Hj. Nani Hizriani, MA
19.	Nurul Jannah	210101030055	TBI	Teacher Strategies in Developing Students' Emotional Competence in English Language Learning: A Narrative Inquiry Study	Hj. Nani Hizriani, MA
20.	Sa'idah	210101030649	TBI	Exploring the Integration of Storytelling Techniques in AI Character Chatbots for English Reading Enrichment	Hj. Nani Hizriani, MA
21.	Tri Maya Maweddah	210101030889	TBI	Boarding School Teacher's Creativity Teaching English Through Extracurricular Activities	Hj. Nani Hizriani, MA
22.	Hamida Sari	210101030166	TBI	Exploring the Students' Experience on Learning Reading Skills using Task-Based Language Teaching	Dr. Ridha Fadillah, M.Ed
23.	Linda Putri	210101030049	TBI	University Students' Viewpoints On The Use Of Self-Directed Learning To Develop Speaking Skill	Dr. Ridha Fadillah, M.Ed
24.	Muhammad Ariansyah	210101030050	TBI	The Impact Of Dayak Mother Tongue In Speaking English: A Narrative Inquiry Study	Dr. Ridha Fadillah, M.Ed
25.	Arlinda	210101030498	TBI	Using Multimodal Text in Teaching English: A Case Study	Dr. Hj. Raida Asfihana, M.Pd
26.	Hasan	210101030881	TBI	Youtube Videos As Brainstorming Media In Teaching And Learning English	Dr. Hj. Raida Asfihana, M.Pd
27.	Husin	210101030313	TBI	Exploring Student's Psychological Aspect In Utilize Youtube Video As English Language Learning Media: A Narrative Inquiry Study	Dr. Hj. Raida Asfihana, M.Pd

Appendix 6 Certificate Of Completion Of A Thesis Proposal Design Seminar



**KEMENTERIAN AGAMA
UNIVERSITAS ISLAM NEGERI ANTASARI
FAKULTAS TARBIYAH DAN KEGURUAN
PRODI TADRIS BAHASA INGGRIS**

Jalan Jenderal Ahmad Yani KM. 4,5 Banjarmasin Telepon (0511) 3253939 Faksimile (0511) 3274492
Web: www.ftk.iam-antasari.ac.id

SURAT KETERANGAN

Nomor: B-481/Un.14/III.1.f/PP.00.9/08/2024

Yang bertanda tangan di bawah ini, menerangkan bahwa:

Nama : Annisa Az-Zahra
N I M : 210101030125
Jurusan/Prodi : Tadris Bahasa Inggris
Alamat : Jl. Veteran, Sungai Lulut.

adalah benar telah melaksanakan Seminar Desain Operasional Skripsi yang berjudul:

**“REVEALING WOMEN'S LANGUAGE FEATURES IN BEAUTY TUTORIALS ON
VOGUE YOUTUBE CHANNEL: A SOCIOLINGUSTICS STUDY”**

Pada Hari/Tanggal : Kamis, 06 Juni 2024
Tempat : Ruang TBI 1.24

Demikian surat keterangan ini dibuat, untuk dipergunakan sebagaimana mestinya.

Banjarmasin, 29 Agustus 2024

Ketua,








Afifah Linda Sari

Appendix 7 Consultation Notes

CONSULTATION NOTES

Name of Advisor: Dra. Andi Irlina, M. Hum

No.	Day/Date	Notes	Signature
1.	9 / 7 / 2024	<ul style="list-style-type: none"> - data yg diteliti 12 saja. - Latar belakang perbaiki - teori perbaiki - perbaiki type data source 	
2.	5 / 8 / 2024	<ul style="list-style-type: none"> - jangan mengutip di awal - tambahkan penjelasan sumber di Bab II - lanjutkan bab III 	
3.	12 / 8 / 2024	<ul style="list-style-type: none"> - lengkapi previous study - lanjutkan bab 4 	
4.	20 / 12 / 2024	<ul style="list-style-type: none"> - revisi bab 4 	
5.	26 / 12 / 2024	<ul style="list-style-type: none"> - rapikan penulisan - acc 	
6.			
7.			
8.			

CURRICULUM VITAE

1. Full Name : Annisa Az-Zahra
2. SRN : 210101030125
3. Place and Date of Birth : Muara Teweh, April 7th 2002
4. Nationality : Indonesia
5. Address : Jl. Veteran, Gg. Ar-raudhah, Sungai Lulut, Banjarmasin
6. Phone Number : 0823-5168-8966
7. Email : annisazzahra999@gmail.com
8. Organization/Work experience :
 - a. English Student Association (ESA) Antasari Banjarmasin (2022-2023)
9. Non-Academic Achievement :
 - a. 1st winner of Musabaqah Syarhil Quran Piala Gubernur Banten (2019)
 - b. 2nd winner of Musabaqah Tilawatil Quran Dewasa Tk. Kabupaten Barito Utara (2020)
 - c. 3rd winner of Musabaqah Musabaqah Qiraat Sab'ah Gol. Remaja Tk. Kota Tangerang Selatan (2021)

Banjarmasin, 25 Desember 2024



Writer