

## APPENDICES

### Appendix 1

#### TRANSLATERY

Surah Ar-ruum verse 22:

وَمِنْ آيَاتِهِ خَلْقُ السَّمَاوَاتِ وَالْأَرْضِ وَالاخْتِلافُ اَلْسِنَتِكُمْ وَالْوَالِنِكُمْ ۚ اِنَّ فِي ذٰلِكَ لآيَاتٍ لِّلْعَالَمِيْنَ

*“And of His signs is the creation of the heavens and the earth and the diversity of your languages and your colors. Indeed in that are signs for those of knowledge”*

Surah Al-mujadalah verse 11:

يٰۤاَيُّهَا الَّذِيْنَ اٰمَنُوْا اِذَا قِيْلَ لَكُمْ تَفَسَّحُوْا فِى الْمَجٰلِسِ فَاَفْسَحُوْا يُّفْسَحِ اللّٰهُ لَكُمْ ۗ وَاِذَا قِيْلَ اَنْشُرُوْا فَاَنْشُرُوْا  
يَرْفَعِ اللّٰهُ الَّذِيْنَ اٰمَنُوْا مِنْكُمْ وَالَّذِيْنَ اٰوْتُوا الْعِلْمَ دَرَجٰتٍ ۗ وَاللّٰهُ بِمَا تَعْمَلُوْنَ خَبِيْرٌ

*“O you who have believed, when you are told, “space yourselves” in assemblies, then make space: Allah will make space for you. And when you are told, “Arise,” the arise: Allah will raise those who have believed among you and those who were given knowlwdge, by degrees. And Allah is acquainted with what you do.”*

## Appendix 2

### GENERAL DESCRIPTION OF RESEARCH LOCATION

#### 1. Brief History MTs Raudhatussyubban

This research has been done at state Islamic Junior High School Raudhatussyubban that located on Veteran street km 6, Sungai Lulut, Banjar. MTs Raudhatussyubban registered 1985 with school register number 212630304016.

MTs Raudhatussyubban began based on the thought that on Sungai Lulut and place around it does not have a Junior High School, while many children those who passed their primary school want to continue their study.

Connection with the chance that MI Raudhatussyubban has large renovation as many as three classes, momentum is used to establish MTs Raudhatussyubban. It based on hope a number of the community to stand a junior high school with education religious.

On the basis of youth on Sungai Lulut who still a student of IAIN Antasari. Muhammad Idris persuade other people to discuss about how to use three classes that have renovated, so they make decision to stand MTs Raudhatussyubban on 1985-1986 with the vision are Beriman, Berilmu, Berketerampilan and the mission that trying to make cadres

Muslims with the means sociable and develop they self on iman and taqwa and technology.

## **2. Description of Teacher, Administration Staff of MTs Raudhatussysyubban and Description of Scholl Facilities**

MTs Raudhatussysyubban has 28 teachers with different educational background. English teacher of MTs Raudhatussysyubban is graduated of IAIN Antasari.

The description of the Teachers, Administration Staff and Students can be seen on the appendix.

Generally, the physical condition of MTs Raudhatussysyubban is good to support the teaching and learning process. The description of Scholl Facilities can be seen on the appendix.

### **Identitas Madrasah**

- a. Nomor Statistik : 121263030037
- b. NPSN : 30305285
- c. Nama Madrasah : MTs Raudhatussysyubban
- d. Alamat : Jl. Veteran Km 6 RT 4 No. 223 Kel.  
Sungai Lulut
- e. Kode Pos : 70653
- f. Propinsi : Kalimantan Selatan
- g. Kecamatan : Sungai Tabuk
- h. Kab./Kota : Banjar
- i. Status Madrasah : Swasta

- j. Tahun Peresmian : 1985
- k. Waktu Belajar : Pagi
- l. Bangunan Sekolah : Milik Sendiri
- m. Nomor Telepon : 05113261946
- n. Email : mts.raudhatussyubban@gmail.com

### **Letak Geografis**

Di tinjau dari letak geografisnya, MTs Raudhatussyubban berbatasan dengan:

- a. Sebelah Utara : MIN Sungai Lulut
- b. Sebelah Selatan : Tanah Milik Penduduk
- c. Sebelah Barat : Jl. Sungai Bakung
- d. Sebelah Timur : Tanah Milik Penduduk

### **Keadaan Ruangan**

Ruangan yang dimiliki MTs Raudhatussyubban adalah:

- a. Ruang Kelas VII, VIII, IX
- b. Ruang Guru
- c. Ruang Kepala Sekolah
- d. Ruang TU
- e. Ruang Bendahara
- f. Ruang Perpustakaan
- g. Ruang Keterampilan

- h. Ruang BK
- i. Ruang UKS/PMR
- j. Ruang OSIS
- k. Ruang Serbaguna
- l. Ruang Laboratorium Komputer
- m. Ruang Gudang
- n. Ruang Koperasi

#### **Keadaan Fisik Kelas**

Jumlah ruangan kelas di MTs Raudhatussysyubban ada 14 buah ruang kelas yang terdiri dari:

- a. Kelas VII ada 4 kelas yaitu VII A – VII D
- b. Kelas VIII ada 5 kelas yaitu VIII A – VIII E
- c. Kelas IX ada 5 kelas yaitu IX A – IX E

Sedangkan Perlengkapan kelas yang ada adalah:

- a. Meja dan kursi guru
- b. Meja dan kursi siswa
- c. Lemari
- d. PapanTulis Putih (white board)
- e. Spidol
- f. Tinta Spidol
- g. Penghapus
- h. Papan Absen

- i. Daftar Kebersihan
- j. Daftar Pelajaran
- k. Buku Jurnal kelas
- l. Struktur organisasi kelas

### Appendix 3

#### Lesson Plan

1<sup>st</sup> Meeting

#### LESSON PLAN

School : **MTs. RaudhatusSyubban**

Subject : **Bahasa Inggris**

Class : **VIII B/C**

Time : **60 minutes**

**A. Rationale** : This lesson is designed for more than 30 students, and using Silent Conversation Strategy. Some strategy, like ask students to make questions for their friend and answer that questions based on material that given from teacher in groups.

**B. Goal** : Students will be able to increase their confident in English conversation in the class.

**C. Objectives** : By the end of the lesson:

- Students will be able to make question and answer sentences based on material with 85% accuracy.
- Students will be able to develop their understanding in asking and answering things with 90% influence and accuracy.

**D. Topic Material** : *Narrative Text*

**E. Technique** : **Silent Conversation Strategy**

**F. Materials & equipment** :

- Whiteboard
- Question sheets

**G. Procedures** :

No	Activity	Explanation	Time
1.	Pre-activity	<p>- Opening the lesson The teacher opens the lesson by greeting the students: T: Hi, Good morning students Ss: Hi, Good morning, ma'am T: How are you this morning? Good? Ss: Good/fine/very well (varies) The teacher then introduces the material they will learn by saying: T: This morning, within 1 hour, we will talk, and discuss about Narrative Text using Silent Conversation Strategy. Ss: What is Silent Conversation Strategy Ma'am? T: (teacher explaining the strategy)</p>	10 Minutes
2.	While Activity	<p>T: I will explain about Narrative Text first. Narrative Text is a story with complication or problematic events and it tries to find the resolutions to solve the problems. Do you understand students? Ss: yes ma'am T: okay now I want to divides you into groups and I will give you the narrative text as a topic to discuss and paper as a media to do the discussion. T: are you ready student? Ss: Yes, Ma'am T: okay, now start to discuss and make conversation with your group mates. Everyone has to write notes to group mates and then deliver them. The notes must contain a question. Recipients must answer the question and ask another. Ss: how long we do this task ma'am? T: The discussion will be end when the bell goes.</p>	40 Minutes



		Ss: (students reading the material and do that task)	
3.	Post Activity	- Concluding and closing the lesson When the bell rings, teacher collects the paper from students group by group. T: okay students, Thanks for today. See you next week. Bye... Ss: See you Ma'am...Bye!	10 Minutes

#### H. Evaluation

- : 1. Cognitive aspect; group work;
2. Affective aspect; evaluated while the process of teaching and learning;
3. Psychomotor aspect; evaluated while the process of teaching and learning,
4. Assignment type; group work.

2<sup>nd</sup> Meeting

### LESSON PLAN

School : **MTs. RaudhatusSyubban**

Subject : **Bahasa Inggris**

Class : **VIII B/C**

Time : **60 minutes**

- A. Rationale** : This lesson is designed for more than 30 students, and using Silent Conversation Strategy. Some strategy, like ask students to make questions for their friend and answer that questions based on material that given from teacher in groups.
- B. Goal** : Students will be able to increase their confident in English conversation in the class.
- C. Objectives** : By the end of the lesson:
- Students will be able to make question and answer sentences based on material with 85% accuracy.
  - Students will be able to develop their understanding in asking and answering things with 90% influence and accuracy.
- D. Topic Material** : *Asking For Help*
- E. Technique** : **Silent Conversation Strategy**

- F. Materials & equipment :**
- Whiteboard
  - Question sheets
- G. Procedures :**

No	Activity	Explanation	Time
1.	Pre-activity	<p>- Opening the lesson</p> <p>The teacher opens the lesson by greeting the students:</p> <p>T: Hi, Good morning students</p> <p>Ss: Hi, Good morning, ma'am</p> <p>T: How are you this morning? Good?</p> <p>Ss: Good/fine/very well (varies)</p> <p>The teacher then introduces the material they will learn by saying:</p> <p>T: This morning, within 1 hour, we will talk, and discuss about Asking For Help using Silent Conversation Strategy.</p> <p>Ss: What is Silent Conversation Strategy Ma'am?</p> <p>T: (teacher explaining the strategy)</p>	10 Minutes
2.	While Activity	<p>T: I will explain about Asking For Help first, Asking For Help is like an activity that we do to ask someone for helping us to do something or make something in our daily life. They could give or deny it. Example: A: would you help me to bring this bag? B: yes I would/I am sorry I can not to help you. Do you understand students?</p> <p>Ss: yes ma'am</p> <p>T: okay now I want to divides you into groups and I will give you the example of Asking For Help dialogue as a topic to discuss and paper as a media to do the discussion.</p> <p>T: are you ready student?</p> <p>Ss: Yes, Ma'am</p> <p>T: okay, now start to discuss and make conversation with your group mates. Everyone has to write notes to group mates and then deliver them. The notes must contain a question. Recipients must answer the question and ask another.</p>	40 Minutes

		<p>Ss: how long we do this task ma'am?</p> <p>T: The discussion will be end when the bell goes.</p> <p>Ss: (students reading the material and do that task)</p>	
3.	Post Activity	<p>- Concluding and closing the lesson</p> <p>When the bell rings, teacher collects the paper from students group by group.</p> <p>T: okay students, Thanks for today. See you next week. Bye...</p> <p>Ss: See you Ma'am...Bye!</p>	10 Minutes

#### **H. Evaluation**

- : 1. Cognitive aspect; group work;
2. Affective aspect; evaluated while the process of teaching and learning;
3. Psychomotor aspect; evaluated while the process of teaching and learning,
4. Assignment type; group work.

3<sup>rd</sup> Meeting

### LESSON PLAN

School : **MTs. Raudhatus Syubban**

Subject : **Bahasa Inggris**

Class : **VIII B/C**

Time : **60 minutes**

**A. Rationale** : This lesson is designed for more than 30 students, and using Silent Conversation Strategy. Some strategy, like ask students to make questions for their friend and answer that questions based on material that given from teacher in groups.

**B. Goal** : Students will be able to increase their confident in English conversation in the class.

**C. Objectives** : By the end of the lesson:

- Students will be able to make question and answer sentences based on material with 85% accuracy.
- Students will be able to develop their understanding in asking and answering things with 90% influence and accuracy.

**D.Topic Material** : *Offering Help*

**E. Technique** : **Silent Conversation Strategy**

- F. Materials & equipment :**
- Whiteboard
  - Question sheets
- G. Procedures :**

No	Activity	Explanation	Time
1.	Pre-activity	<p>- Opening the lesson The teacher opens the lesson by greeting the students: T: Hi, Good morning students Ss: Hi, Good morning, ma'am T: How are you this morning? Good? Ss: Good/fine/very well (varies)</p> <p>The teacher then introduces the material they will learn by saying: T: This morning, within 1 hour, we will talk, and discuss about <i>Offering Help</i> using Silent Conversation Strategy. Ss: What is Silent Conversation Strategy Ma'am? T: (teacher explaining the strategy)</p>	10 Minutes
2.	While Activity	<p>T: I will explain about <i>Offering Help</i> first. <i>Offering Help</i> is a way or an expression to suggest or offer help to someone who needs it purpose. Do you understand students? Ss: yes ma'am T: okay now I want to divides you into groups and I will give you the narrative text as a topic to discuss and paper as a media to do the discussion. T: are you ready student? Ss: Yes, Ma'am T: okay, now start to discuss and make conversation with your group mates. Everyone has to write notes to group mates and then deliver them. The notes must contain a question. Recipients must answer the question and ask another. Ss: how long we do this task ma'am? T: The discussion will be end when the bell goes. Ss: (students reading the material and do</p>	40 Minutes

		that task)	
3.	Post Activity	- Concluding and closing the lesson When the bell rings, teacher collects the paper from students group by group. T: okay students, Thanks for today. See you next week. Bye... Ss: See you Ma'am...Bye!	10 Minutes

### H. Evaluation

- : 1. Cognitive aspect; group work;
2. Affective aspect; evaluated while the process of teaching and learning;
3. Psychomotor aspect; evaluated while the process of teaching and learning,
4. Assignment type; group work.

4<sup>th</sup> Meeting

### LESSON PLAN

School : **MTs.RaudhatusSyubban**  
 Subject : **BahasaInggris**  
 Class : **VIII B/C**  
 Time : **60 minutes**

**A. Rationale** : This lesson is designed for more than 30 students, and using Silent Conversation Strategy. Some strategy, like ask students to make questions for their friend and answer that questions based on material that given from teacher in groups.

**B. Goal** : Students will be able to increase their confident in English conversation in the class.

**C. Objectives** : By the end of the lesson:

- Students will be able to make question and answer sentences based on material with 85% accuracy.
- Students will be able to develop their understanding in asking and answering things with 90% influence and accuracy.

**D. Topic Material** : *Offering Things*

**E. Technique** : **Silent Conversation Strategy**



- F. Materials & equipment :**
- Whiteboard
  - Question sheets
- G. Procedures :**

No	Activity	Explanation	Time
1.	Pre-activity	<p>- Opening the lesson</p> <p>The teacher opens the lesson by greeting the students:</p> <p>T: Hi, Good morning students</p> <p>Ss: Hi, Good morning, ma'am</p> <p>T: How are you this morning? Good?</p> <p>Ss: Good/fine/very well (varies)</p> <p>The teacher then introduces the material they will learn by saying:</p> <p>T: This morning, within 1 hour, we will talk, and discuss about Offering Things using Silent Conversation Strategy.</p> <p>Ss: What is Silent Conversation Strategy Ma'am?</p> <p>T: (teacher explaining the strategy)</p>	10 Minutes
2.	While Activity	<p>T: I will explain about Offering Things first. Offering Things is a way or an expression to suggest or offer things to someone who needs it purpose. Do you understand students?</p> <p>Ss: yes ma'am</p> <p>T: okay now I want to divides you into groups and I will give you the narrative text as a topic to discuss and paper as a media to do the discussion.</p> <p>T: are you ready student?</p> <p>Ss: Yes, Ma'am</p> <p>T: okay, now start to discuss and make conversation with your group mates. Everyone has to write notes to group mates and then deliver them. The notes must contain a question. Recipients must answer the question and ask another.</p> <p>Ss: how long we do this task ma'am?</p> <p>T: The discussion will be end when the bell goes.</p> <p>Ss: (students reading the material and do that task)</p>	40 Minutes

3.	Post Activity	- Concluding and closing the lesson When the bell rings, teacher collects the paper from students group by group. T: okay students, Thanks for today. See you next week. Bye... Ss: See you Ma'am...Bye!	10 Minutes
----	---------------	---	------------

#### **H. Evaluation**

- : 1. Cognitive aspect; group work;
2. Affective aspect; evaluated while the process of teaching and learning;
3. Psychomotor aspect; evaluated while the process of teaching and learning,
4. Assignment type; group work.

## Appendix 4

### Material

#### 1. Text of the test

##### a. Text 1 (Narrative Text)

**Make some questions from this text, then ask your friends to answer it!**

#### Winda's Garden

Winda has a beautiful garden.

Winda's garden is situated in front of the house. It is near the gate.

There is a tiny pond in the center of the garden. There are many flowers around the pond. They are rose, orchid and jasmine. There is mango tree on the right corner of the garden. There is a park lamp near mango tree. There is also a guava tree on the left corner. Winda loves her garden very much. She waters the flowers and plants every day.

##### b. Text 2 (Asking for help)

**Make some questions from this text, then ask your friends to answer it!**

#### Asking for help – Accepting

**Lita:** Seno, would you like to take a cap me? It's so hot here.

**Seno:** Yes, I will.

#### Asking for help – Rejecting

**Lita:** Seno, would you like to take a cap me? It's so hot here.

**Seno:** I'm sorryLita. I am hurry to take

**Lita:** Seno, is there any orange juice on my little sister go to school.  
your refrigerator? **Lita:** where is the cap? I will take it by  
**Seno:** I think yes. My mom made it last myself.  
night. Why? **Seno:** the cap is on the cupboard in the  
**Lita:** would you like to bring a glass of kitchen. You can find it, right?  
orange juice to me? **Lita:** I wonder I can to find it. Will you  
**Seno:** sure. I will take it for you. accompany me to take it?  
**Lita:** thanks Seno **Seno:** not for nowLita. I must go now.  
**Seno:** you're welcome. Try to took for it by yourself.  
**Lita:** okay. I will.

c. Text 3 (Offering for help)

**Make some questions from this text, then ask your friends to answer it!**

**Offering for help – Rejecting**

**Lita:** Hey guys! What are you going to do?

**Seno:** I will going to water my flower!  
Nevertheless, I must take my mother to see the doctor. She got headache.

**Lita:** Let me help you to water your

**Offering for help – Accepting**

**Lita:** Hey guys! What are you going to do?

**Seno:** I will going to water my flower!  
Nevertheless, I must take my mother to see the doctor. She got headache.

**Lita:** Let me help you to water your

flower. I will glad if I can help you.

flower. I will glad if I can help you.

**Seno:** That's very kind of you, but I think I can manage it.

**Seno:** Okay. You can take the water over there.

**Lita:** Hey, just take it easy. I will help you.

**Lita:** Seno, may I help you to take the key for you?

**Seno:** No, thanks.

**Seno:** Sure. My key is on the table.

d. Text 4 (Offering Things)

**Make some questions from this text, then ask your friends to answer it!**

A: Here. Have a cookie.

B: Thanks

A: Would you like some cake?

B: No thank you. It looks delicious though

A: How about a glass of coffee?

B: Thanks, but I don't drink coffee.

A: What will you have (to drink)?

B: Mango Juice will be fine.

A: Would you like some more pie?

B: Sure. It's really good. Did you bake it yourself?

A: Can I get you some milk or something?

B: Well, a glass of water would be okay.

## Appendix 5

### Interview Questions

#### Interview Questions for English Teacher

1. Sejak kapan ibu mengajar bahasa inggris? Sudah berapa tahun?
2. Sudah berapa lama mengajar di MTs Raudhatussyubban?
3. Buku apa yang ibu gunakan sebagai bahan materi bahasa inggris untuk mengajar siswa?
4. Apakah ibu biasanya menggunakan media tertentu saat mengajar? Apa saja itu?
5. Apakah ada kesulitan dalam mengajar materi bahasa inggris kepada siswa?
6. Strategi apa yang biasanya ibu terapkan untuk mengatasi kesulitan dalam mengajar?
7. Bagaimana pendapat ibu setelah menerapkan *silent conversation strategy* dalam kelas?
8. Apakah kesulitan dalam mengajar bahasa inggris mampu teratasi dengan menerapkan *silent conversation strategy* dalam kelas?

## Appendix 6

### Observation Guidelines

#### Observation Guidelines for Students

NO	Aktivitas Siswa	1	2	3	4	5
1	Menunjukkan proses yang efisien dalam menyelesaikan masalah / soal					
2	Menunjukkan antusiasme / minat terhadap kegiatan belajar					
3	Memperhatikan penjelasan guru terkait materi pelajaran					
4	Menunjukkan keaktifan dalam bertanya					
5	Menyelesaikan tugas yang diberikan					
6	Menjawab pertanyaan guru					
7	Mengajukan pertanyaan					
8	Mendengarkan dengan aktif (menunjukkan respon, misal tersenyum atau tertawa saat mendengar hal-hal lucu yang disampaikan, terkagum-kagum bila mendengar sesuatu yang menakjubkan, dsb)					
9	Bekerja dalam kelompok untuk membuat soal / pengajuan masalah					
10	Bekerja dalam kelompok untuk menyelesaikan soal yang dibuat oleh kelompoknya sendiri					
11	Menyelesaikan soal-soal penguatan dari guru secara individual					

1 = Sangat kurang

2 = Kurang

3 = Cukup

4 = Baik

5 = Sangat baik



### Observation Guidelines for Teacher

NO	Aktivitas Guru	1	2	3	4	5
1	Petunjuk-petunjuk pembelajaran singkat dan jelas sehingga mudah dipahami					
2	Apabila siswa bertanya, maka guru memberikan jawaban dengan jelas dan memuaskan					
3	Apabila siswa bertanya, maka guru memberikan jawaban dengan jelas dan memuaskan					
4	Apabila siswa bertanya, maka guru memberikan jawaban dengan jelas dan memuaskan					
5	Selama proses pembelajaran guru memberikan kesempatan untuk bertanya kepada siswa					
6	Guru selalu mengajak siswa untuk menyimpulkan pembelajaran pada akhir kegiatan atau akhir sesi tertentu					
7	selama pembelajaran berlangsung guru tidak hanya berada pada posisi tertentu tetapi bergerak secara dinamis di dalam kelasnya					
8	Apabila tampak ada siswa yang membutuhkan bantuannya di bagian-bagian tertentu kelas, maka guru harus bergerak dan menghampiri secara berimbang dan tidak terfokus hanya pada beberapa gelintir siswa saja					
9	Guru menggunakan bahasa yang baik dan					
10	Guru berupaya memancing siswa agar terlibat aktif dalam pembelajaran					
11	Guru sabar terutama untuk memancing respon siswa					

1 = Sangat kurang

2 = Kurang

3 = Cukup

4 = Baik

5 = Sangat baik









**KEMENTERIAN AGAMA REPUBLIK INDONESIA  
KANTOR KEMENTERIAN AGAMA KABUPATEN BANJAR**

Jalan Sekumpul No.19 Martapura Kode Pos 70614  
Telpon (0511)4721249 Faximile (0511)47211249  
Email:banjarkalsel@kemenag.go

Nomor : B-375 /KK-17-03-1/TL.00/12/2016 Martapura, 23 Desember 2016  
Lampiran : -  
Perihal : Izin Penelitian

Kepada Yth :  
Dekan Fakultas Tarbiyah dan Keguruan  
IAIN Antasari  
Di-  
Banjarmasin.

Assalamu'alaikum Wr.Wb.

Sehubungan dengan surat saudara Nomor : B-1481/ln.01/III.2/TL.00/12/2016 tgl  
22 Desember 2016 tentang Penelitian dalam rangka penyusunan Skripsi :

N a m a : ATMA SARI

N I M : 1201240697

Semester : VII (Tujuh)

Jurusan : PBI

Alamat : Jl.Tembikar Kanan Rt.11 No.73

Judul Skripsi : THE USE SILENT CONVERSATION STRATEGY IN  
TEACHING ENGLISH AT SEVENTH GRADE OF MTs  
RAUDHATUS SYUBBAN IN ACADEMIC YEAR 2016/2017

Lamanya Reset : 2 bulan

Dari tanggal : 23 Desember 2016 s.d. 23 Pebruari 2017

Pada prinsipnya kami dapat menyetujui penelitian tersebut dengan ketentuan  
Sebagai berikut :

1. Tidak mengganggu proses belajar siswa.
2. Menyampaikan laporan hasil penelitian pada Kantor Kementerian Agama  
Kabupaten Banjar

Demikian izin penelitian ini diberikan untuk dipergunakan sebagaimana  
mestinya

Kepala Kantor Kementerian Agama  
Kabupaten Banjar



- Tembusan :
1. Kepala Kanwil Kementerian Agama Prop. Kal-Sel
  2. Kepala MTs Raudhatus syubban
  3. Mahasiswa yang bersangkutan.



KEMENTERIAN AGAMA REPUBLIK INDONESIA  
 UNIVERSITAS ISLAM NEGERI  
 ANTASARI BANJARMASIN  
 FAKULTAS TARBİYAH DAN KEGURUAN  
 Jalan Jenderal Ahmad Yani KM. 4.5 Banjarmasin 70236  
 Telepon (0511) 3253939 Faksimile (0511) 3274492  
 Email: fik.antasari@gmail.com Web: fik.uin-antasari.ac.id

Nomor  
Pendaftaran

**BLANKO PERUBAHAN JUDUL SKRIPSI**

Yang bertanda tangan di bawah ini menerangkan :

Nama : Atmansari  
 NIM : 1201240697  
 Fakultas : Tarbiyah dan Keguruan Banjarmasin  
 Jurusan : PAI/PBA/PBI/PMTK/KI/PGMI/PGRA\*)


bahwa judul skripsi yang bersangkutan tidak terjadi/mengalami \*) perubahan dari :

Judul Semula : The use of "Silent Conversation" Strategy in teaching English at eighth grade of MTs Paudhaturussyubban


Menjadi : The Description Study of Using "Silent Conversation" Strategy in Teaching English at the Eighth Grade of MTs Paudhaturussyubban.

Demikian surat ini dibuat untuk dapat dipergunakan sebagaimana mestinya.

Menyetujui  
Mhs. sbs.

  
 NIM. 1201240697

Banjarmasin, 08 Agustus 2017.  
 Sekretaris,

  
 Nur Fauziah Haqiyah, S.Pd.  
 NIP.

Keterangan :

1. Blanko ini diisi dua rangkap
  - satu untuk Sub Bagian Akademik dan Kemahasiswaan untuk penulisan judul pada transkripsi nilai
  - satu untuk arsip mahasiswa yang bersangkutan
2. Diserahkan paling lambat 3 (tiga) hari setelah ujian skripsi dilaksanakan, setelah itu ketidaksesuaian judul pada transkripsi nilai tidak menjadi tanggung jawab fakultas.

\*) = coret yang tidak sesuai

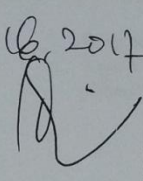



KEMENTERIAN AGAMA REPUBLIK INDONESIA  
 INSTITUT AGAMA ISLAM NEGERI ANTASARI  
 FAKULTAS TARBİYAH DAN KEGURUAN  
 BIRO SKRIPSI

Jalan Jenderal Ahmad Yani KM. 4.5 Banjarmasin  
 Telepon (0511) 3253939 Faksimile (0511) 3274492  
 Email: ftk.antasari@gmail.com Web: www.ftk.iain-antasari.ac.id

CATATAN KONSULTASI BIMBINGAN SKRIPSI

1. Nama Mahasiswa : Akma Sari
2. N I M : 1201240627
3. Program Studi : Pendidikan Bahasa Inggris
4. Judul Skripsi : The use of Silent Conversation Strategy in teach English at Seventh grade of MTs. Kandaharut
5. Dosen Pembimbing :  
 Dr. Saadilah, M.Pd  
 Raisa Afhara, M.Pd
6. Catatan Konsultasi :

NO	Pemb. Konten & Metodologi	Pemb. Bahasa & Teknik Penulisan
	<p>That's right to be ready for exam</p> <p>June 16, 2017</p> 	<p>- acc</p> <p>- ready to have a thesis exam.</p> <p>June 16, 2017</p> 

Catatan :

1. Setiap konsultasi, lembar catatan ini harus dibawa untuk diisi oleh Pembimbing
2. Konsultasi berikutnya harus membawa lembar baru yang masih kosong

**CURRICULUM VITAE**

1. Name : Atmasari
2. Place and Date of Birth : Banjarmasin, September 6<sup>st</sup> 1994
3. Gender : Female
4. Religion : Islam
5. Nationality : Indonesia
6. Marital Status : Single
7. Address : Jl. Tembingkar Kanan RT 11
8. Education : a. TK Babussalam  
b. MIN Pemurus Dalam Banjarmasin  
c. MTs Diniyah Babussalam  
d. MA Irtiqayah  
e. S1 UIN Antasari Banjarmasin
9. Parents : a. Father's Name : Masrani (Alm)  
b. Mother's Name : Hj. Rohani
10. Siblings : 1. Norhidayah S.Pd.I  
2. Faisal Ali Syahbana