

## Appendix 1

### TRANSLATERY

No	Surah	Indonesian	English
1.	Al- Qalam 68: 1-2	1). Nun. Demi pena dan apa yang mereka tuliskan. 2). Dengan karunia Tuhanmu engkau (Muhammad) bukanlah orang gila.	1). Nun. By the pen and what they inscribe. 2). You are not, [O Muhammad], by the favor of your lord, a madman.

## Appendix 2

### PROFILE OF THE SCHOOL

This research is conducted in MAN 4 Banjar which is located in street Pendidikan no 31, Banjar Regency, Martapura, South Kalimantan, Indonesia.

The profile of the school as follows:

- Name of school : MAN 4 Banjar
- Address : Street Pendidikan no 31, Banjar Regency,  
Martapura, South Kalimantan.
- City : Martapura
- Subsdistrict : Martapura
- Regency : Banjar
1. Name of organizer : Ministry of Relegion Affairs
  2. Year of existence : 1950
  3. The tool and infrastructure :

The tools that are available in MAN 4 Banjar can be seen in table below:

Facilities of the school

No	Facilities	Total
1.	Classroom	23
2.	Office room	2
3.	Head master room	1
4.	Student's toilet	8
5.	Teacher's toilet	2
6.	Laboraturium	1
7.	Library	1
8.	Field	3

## CONDITIONS OF TEACHERS

NO	Name of Teachers	Status
1.	Drs. Syamsudin	Headmaster and teacher of Sociology
2.	H. M. Yamani, S.Ag	Headmaster of Administration
3.	Ahyani, S.Pd.I, M.A	Vice Headmaster of Curriculum and Teacher of exclamation of passages knowledge and Tafsir
4.	M. Fahmi Wardani, S.Pd.	Vice Headmaster of Structure and Infrastructure and Teacher of Math
5.	Zahrani, S.Ag	Vice Headmaster of Public Relations and Teacher of Moral's Mysticism
6.	Muhammad Zaini, S.Pd.I	Vice Headmaster of Students and Teacher of English Language and Literature
7.	Dra. Fatmawaty	Teacher of English Language and Literature
8.	Tahniah, S.Pd.	Teacher of Sociology
9.	Dra. Hj. Hesti Darmawati	Teacher of Biology
10.	Dra. Hj. Ramilda	Teacher of Math
11.	Dra. Sumarmi	Teacher of Math
12.	Nurul Huda, S.Pd.	Teacher of Chemistry
13.	Dra. Masriah	Teacher of Civics Education and Geography
14.	Drs. Fauzani, S.Pd.	Teacher of Indonesian History and History
15.	Nor Efansyah, S.Pd.	Teacher of Chemistry
16.	Siti Fauziah, S.Pd.	Teacher of History of Islamic Cultural
17.	Siti Masriah, S.Pd.	Teacher of Civics Education
18.	Megawati, S.Ag.	Teacher of Arabic Literature and English Language
19.	Dra. Hj. Muhsinah, M.Pd.	Teacher of Indonesian Language
20.	Noor Masitah, S.Pd. M.Pd.	Teacher of Math
21.	Dra. Hj. Normayani	Administration
22.	Hj. Rusyaidah Yurliani	Administration
23.	Hj. Kartinah	Administration
24.	Hasan Hamari Efendi	Administration
25.	Hj. Mulhimah, S.Pd.	Teacher of Civics Education
26.	Zakiah, S.Ag.	Teacher of Moral and Faith and History of Islamic Cultural
27.	Faridah, S.Pd.	Teacher of BK
28.	Hj. Wisnamahyuliana, S.Pd.	Teacher of BK
29.	Akhmadi, S.Pd.	Teacher of Economy and Vocational Subject
30.	M. Barriqurrahman, S.Pd.I.	Teacher of English Language, Literature and History of Islamic Cultural
31.	Husin, S.Pd.I.	Teacher of English Language, Literature and History of Islamic Cultural
32.	Darmansyah, S.Ag. S.Pd.I.MM.	Teacher of Qur'an Hadits and Hadits
33.	Ahyani, S.Pd.	Teacher of Math and Staff Administration
34.	Magdalena, S.Pd.I.	Teacher of Al- Qur'an Hadits, Fiqih and ushul Fiqih
35.	Ainun Jariah, S.Ag, M.Pd.	Teacher of Arabic Language, Qur'an Hadits and Tafsir
36.	Dra. Anugerah Haryani	Teacher of Geography
37.	Salmi Elia, S.Pd.I.	Teacher of Fiqih, History of Islamic

		Cultural and Ushul Fiqih
38.	Ruhana, S.Ag, M.Pd.	Teacher of Qur'an Hadits
39.	Drs. Saini	Teacher of Physical Exercise
40.	Dra. Hj. Siti Badariah	Teacher of Moral and Faith and Qur'an Hadits.
41.	Asmiyah, S.Pd.	Teacher of Indonesian Literature and Indonesian Language.
42.	Tarbiyah, S.Pd.	Teacher of Arabic Language, Arabic literature and Qur'an Hadits.
43.	Sagio, S.Pd.	Teacher of Physical Exercise
44.	Dessy Rusmianti, SE.	Teacher of Economy
45.	Mainani, S.Pd.	Teacher of Anthropology and BK
46.	Kiki Riswandi, S.Pd	Teacher of Physical Exercise
47.	Siti Fatimah, S.Psi.	Teacher of Vocational Subject and BK
48.	Asni Farina, M.Pd.	Teacher of Indonesian Language
49.	Mislawati, S.Ag.	Teacher of Fiqih, ushul Fiqih, and Qur'an Hadits
50.	Siti Sa'ariyah, S.Pd.	Teacher of Physics and Vocational Subject.
51.	Reno	Teacher of Physical Exercise
52.	Iswatun Hasanah, Amd. Ke	Staff administration
53.	Noor Handayani, S.Kom	Staff administration
54.	Maslihudin	Staff administration
55.	Rizki Nurachman	Staff administration

## Appendix 3

### LIST OF OBSERVATION SHEET

NO	Observation Item	Yes	No	Comment
<b>A.</b>	<b>Pre-teaching</b>	√		
	1. The teacher greets and asks the students' condition.	√		
	2. The students respond to the teacher's greeting and tell about their condition.			
	3. The teacher leads a prayer.		√	
	4. The teacher reviews the previous materials.		√	
	5. The teacher introduces the new topic to the students.	√		
	6. The teacher tells the objective of the teaching and learning process.		√	
<b>B.</b>	<b>Whistlist-teaching</b>			
	1. The students are ready to learn the materials.		√	
	2. The teacher builds the students' background knowledge by the question related to the topic		√	
	3. The teacher checks the students' understanding.	√		
	4. The teaching gives some examples that relate with their environment.		√	
	5. The teacher gives some reinforcement		√	
	6. The teacher gives chances to the students to ask questions.	√		
	7. The students deliver the questions to the teacher.	√		
	8. The teacher asks the students to make a sentence based on their drawing		√	
<b>C.</b>	<b>Post Teaching</b>			
	1. The teacher summarizes and reflects the lesson.		√	
	2. The teacher closes the lesson	√		
	3. The teacher lead the prayer		√	

### THE QUESTION OF THE TEST

1. Please write a writing about recount text.

## Appendix 4

### T- TABLE AND THE RESULT OF SPSS OF NORMALITY TEST AND HOMOGENIETY TEST

**T- TABLE**

TABLE A-3	t Distribution: Critical t Values				
	Area in One Tail				
	0.005	0.01	0.025	0.05	0.10
Degrees of Freedom	Area in Two Tails				
	0.01	0.02	0.05	0.10	0.20
1	<b>63.657</b>	31.821	<b>12.706</b>	6.314	3.078
2	<b>9.925</b>	6.965	<b>4.303</b>	2.920	1.886
3	<b>5.841</b>	4.541	<b>3.182</b>	2.353	1.638
4	<b>4.604</b>	3.747	<b>2.776</b>	2.132	1.533
5	<b>4.032</b>	3.365	<b>2.571</b>	2.015	1.476
6	<b>3.707</b>	3.143	<b>2.447</b>	1.943	1.440
7	<b>3.499</b>	2.998	<b>2.365</b>	1.895	1.415
8	<b>3.355</b>	2.896	<b>2.306</b>	1.860	1.397
9	<b>3.250</b>	2.821	<b>2.262</b>	1.833	1.383
10	<b>3.169</b>	2.764	<b>2.228</b>	1.812	1.372
11	<b>3.106</b>	2.718	<b>2.201</b>	1.796	1.363
12	<b>3.055</b>	2.681	<b>2.179</b>	1.782	1.356
13	<b>3.012</b>	2.650	<b>2.160</b>	1.771	1.350
14	<b>2.977</b>	2.624	<b>2.145</b>	1.761	1.345
15	<b>2.947</b>	2.602	<b>2.131</b>	1.753	1.341
16	<b>2.921</b>	2.583	<b>2.120</b>	1.746	1.337
17	<b>2.898</b>	2.567	<b>2.110</b>	1.740	1.333
18	<b>2.878</b>	2.552	<b>2.101</b>	1.734	1.330
19	<b>2.861</b>	2.539	<b>2.093</b>	1.729	1.328
20	<b>2.845</b>	2.528	<b>2.086</b>	1.725	1.325
21	<b>2.831</b>	2.518	<b>2.080</b>	1.721	1.323
22	<b>2.819</b>	2.508	<b>2.074</b>	1.717	1.321
23	<b>2.807</b>	2.500	<b>2.069</b>	1.714	1.319
24	<b>2.797</b>	2.492	<b>2.064</b>	1.711	1.318
25	<b>2.787</b>	2.485	<b>2.060</b>	1.708	1.316
26	<b>2.779</b>	2.479	<b>2.056</b>	1.706	1.315
27	<b>2.771</b>	2.473	<b>2.052</b>	1.703	1.314
28	<b>2.763</b>	2.467	<b>2.048</b>	1.701	1.313
29	<b>2.756</b>	2.462	<b>2.045</b>	1.699	1.311
30	<b>2.750</b>	2.457	<b>2.042</b>	1.697	1.310
31	<b>2.744</b>	2.453	<b>2.040</b>	1.696	1.309
32	<b>2.738</b>	2.449	<b>2.037</b>	1.694	1.309
34	<b>2.728</b>	2.441	<b>2.032</b>	1.691	1.307
36	<b>2.719</b>	2.434	<b>2.028</b>	1.688	1.306
38	<b>2.712</b>	2.429	<b>2.024</b>	1.686	1.304
40	<b>2.704</b>	2.423	<b>2.021</b>	1.684	1.303

45	<b>2.690</b>	2.412	<b>2.014</b>	1.679	1.301
50	<b>2.678</b>	2.403	<b>2.009</b>	1.676	1.299
55	<b>2.668</b>	2.396	<b>2.004</b>	1.673	1.297
60	<b>2.660</b>	2.390	<b>2.000</b>	1.671	1.296
65	<b>2.654</b>	2.385	<b>1.997</b>	1.669	1.295
70	<b>2.648</b>	2.381	<b>1.994</b>	1.667	1.294
75	<b>2.643</b>	2.377	<b>1.992</b>	1.665	1.293
80	<b>2.639</b>	2.374	<b>1.990</b>	1.664	1.292
90	<b>2.632</b>	2.368	<b>1.987</b>	1.662	1.291
100	<b>2.626</b>	2.364	<b>1.984</b>	1.660	1.290
200	<b>2.601</b>	2.345	<b>1.972</b>	1.653	1.286
300	<b>2.592</b>	2.339	<b>1.968</b>	1.650	1.284
400	<b>2.588</b>	2.336	<b>1.966</b>	1.649	1.284
500	<b>2.586</b>	2.334	<b>1.965</b>	1.648	1.283
750	<b>2.582</b>	2.331	<b>1.963</b>	1.647	1.283
1000	<b>2.581</b>	2.330	<b>1.962</b>	1.646	1.282
2000	<b>2.578</b>	2.328	<b>1.961</b>	1.646	1.282
Large	<b>2.576</b>	2.326	<b>1.960</b>	1.645	1.282

## Appendix 5

### LESSON PLAN (EXPERIMENT CLASS)

#### LESSON PLAN 1

<b>Identity</b>	: Abdur Rahim
<b>Subject</b>	: English
<b>Grade/ Semester</b>	: XI BAHASA/ I
<b>Topic</b>	: Recount Text
<b>Allocated Time</b>	: 2 X 45 minutes (1 meeting)

#### Writing

#### Indicators :

- a. Students are able to identify the tenses that are used from recount text.
- b. Students are able to identify language feature and generic structure of recount text

#### A. Learning objectives

By the end of the lesson,

1. The students are able to define recount text.
2. The students are able to mention and identify the generic structures of recount text.
3. The students are able to make sentences of recount text about holiday or story in their life



## **B. Learning Materials**

Essay Test: Recount Text

### **“Wrong Class“**

One day, I had to teach a new English class. I read the list of new students' name. It was Kiddies' group since they were about 9 and 10 years old.

That was the first day of the Spanish carnival, so I wanted to wear the most appropriate suit for the children's class. Most kids usually dress up at carnival, I thought. It would be more interesting if their teacher was also in carnival spirit. That was why I decided to wear my teddy bear suit and bring cuddly toys in my box.

And that was what I did. I walked through the door happily. The director watched me completely astonished. I smiled and looked straight at her. With a man beside her, he said, "Good Afternoon. I'd like to introduce you to Mr. Mendez, the director of Delta Company. He is one of the participants of the English course that you will teach today."

Oh my God! I nearly died! The secretary apologized to me for the wrong details of my new class.

## **C. Vocabulary Point of View**

- a. Teddy bear suit
- b. decided
- c. walked
- d. watched
- e. astonished
- f. died
- g. apologized
- h. wrong details

#### **D. Grammar Point of View**

- Tense

Past tense

- Formula

(+) S+V<sub>2</sub>+O

(-) S+did+ not+V<sub>1</sub>+O

(?) Did+S+V<sub>1</sub>+O?

- Example

I walked through the door happily

#### **E. General Structure of Report texts**

- Orientation

One day, I had to teach a new English class. I read the list of new students' name. It was Kiddies' group since they were about 9 and 10 years old.

- Series of event

That was the first day of the Spanish carnival, so I wanted to wear the most appropriate suit for the children's class. Most kids usually dress up at carnival, I thought. It would be more interesting if their teacher was also in carnival spirit. That was why I decided to wear my teddy bear suit and bring cuddly toys in my box.

And that was what I did. I walked through the door happily. The director watched me completely astonished. I smile and looked straight at her. With a man beside her, he said, "Good Afternoon. I'd like to introduce you to Mr. Mendez, the director of Delta Company. He is one of the participants of the English course that you will teach today."

- Re-orientation

Oh my god! I nearly died! The secretary apologized to me for the wrong details of my new class.

## **F. Methods**

- Discussion
- Question and answer
- Exercises

## **G. Learning Activities**

### **Exploration**

- The teacher opens the lesson by greeting the students.
- The students are asked about the last material.
- The teacher ask and explain about recount text
  - Modeling of the Text
    - The teacher asks to the students to remember an experience, story or events that they most impressing in their life.
  - Joint Construction of the Text
    - The teacher gives some examples of the teacher experience in the form of recount text.
  - Independent Construction of the Text
    - The students start to write recount text in 10 minutes and the teacher reminds the students don't worry about grammar and another rules, just write it and enjoy your writing.
    - After that, as emphasizing the teacher makes a game "Creative Story" where the students divided into two groups, group boys and girls.
    - In that game the group chooses the topic freely about what they want to tell and each members of the group write one

sentence about the topic and another member continue the sentences or the story.

#### H. Resources and Media

- Internet
- White board

#### I. Evaluation and Scoring

- Technique:
  - Essay test: Writing
- The Scoring:

No	Aspect of Scoring	Scoring			
		Very Poor (<6)	Poor (7-11)	Average (12-16)	Very Good (17-20)
1	Content (20)				
2	Grammar (20)				
3	Vocabulary (20)				
4	Organization (20)				
5	Mechanics ( spelling and punctuation )(20)				
	Total				
	Total Score				

Teacher

Researcher

Barriqurahman, S.Pd

Abdur Rahim

.....

13012140871

## LESSON PLAN 2

<b>Identity</b>	: Abdur Rahim
<b>Subject</b>	: English
<b>Grade/ Semester</b>	: XI BAHASA/ I
<b>Topic</b>	: Descriptive Text
<b>Allocated Time</b>	: 2 X 45 minutes (1 meeting)

### Writing

#### Indicators:

- a. Students are able to identify the tenses that are used from descriptive text.
- b. Students are able to identify language feature and generic structure of descriptive text.

#### A. Learning objectives

By the end of the lesson,

1. The students are able to define descriptive text.
2. The students are able to mention and identify the generic structures of descriptive text.
3. The students are able to make sentences of descriptive text with the topic or object they want in 10 minutes.

#### B. Learning Materials

Essay: descriptive text

#### My favorite teacher

There are about fifty eight teachers in my school. Most of them are kind and helpful. But my favorite one is Mr. Hery, my English teacher.

Mr. Hery is tall and slim enough. He is about forty years old, and wears glasses. Mr. Hery is always neatly dressed. To school he rarely carries a briefcase.

### **C. Vocabulary Point of View**

1. kind
2. helpful
3. tall
4. slim
5. wear

### **D. Grammar Point of View**

- Tense  
Simple Present Tense
- Formula  
(+) **S+V<sub>1</sub>+S/es+O**  
(-) **S+do/does not+V<sub>1</sub>+O**  
(?) **Do/does+S+V<sub>1</sub>+O?**
- Example  
Mr. Hery is tall and slim enough

### **E. Methods**

- Discussion
- Question and answer
- Exercises
- Game WHO AM I

### **F. Learning Activities**

#### **Exploration**

- The teacher opens the lesson by greeting the students.
- The students are asked about the last material.

- The teacher asks and explains about descriptive text.
- The teacher asks to student to describe a thing he/she brings.
  - Modeling of the Text
    - Teacher asks two students (man and woman) to stand in front of the class as a sample descriptive text and asks another student to describe him/her.
    - The teacher asks to the student to describe a things that they bring in 10 minutes.
  - Joint Construction of the text
    - The teacher and the students choose another object and together they write a descriptive text.
  - Independent Construction of the Text
    - The teacher makes a game “ WHO AM I” and explain to the student that they have to describe a friend they want to describe and that is free to choose anyone in the class in 10 minutes and remind to the students don’t worry about grammar or others rules and just write it.
    - After finishing the written the students are asked one by one to write on whiteboard and another students guess who she/ he is.

#### **G. Resources and Medias**

- English textbook for eleventh grade of senior high school students
- Pictures card related to the descriptive text
- Internet

## H. Evaluation and Scoring

➤ Technique:

- Essay test: Writing

➤ The Scoring:

No	Aspect of Scoring	Scoring			
		Very Poor (<6)	Poor (7-11)	Average (12-16)	Very Good (17-20)
1	Content (20)				
2	Grammar (20)				
3	Vocabulary (20)				
4	Organization (20)				
5	Mechanics ( spelling and punctuation )(20)				
	Total				
	Total Score				

Teacher

Researcher

Barriqurahman, S.Pd

Abdur Rahim

.....

13012140871



### LESSON PLAN 3

<b>Identity</b>	: Abdur Rahim
<b>Subject</b>	: English
<b>Grade/ Semester</b>	: XI BAHASA/ I
<b>Topic</b>	: Report Text
<b>Allocated Time</b>	: 2 X 45 minutes (1 meeting)

#### Writing

#### Indicators :

1. Students can write down comma (,) and full stop (.) correctly.
2. Students can write down 5 sentences in present tense in 10 minutes
3. Students can write the social function and generic structure of the text.
4. Students write down a report text with the correct grammar.

#### A. Learning objectives

By the end of the lesson,

1. Students will be able to identify the information in the report text.
2. Students will be able to identify the generic structure of report text.
3. Students will be able to compose a report text.
4. Students will be able to write report text with topic they want in 10 minutes.

#### C. Learning Materials

Essay Test: report texts

#### *“Platypus”*

Many people call platypus duckbill because this animal has a bill like duckbill.

Platypus is a native Tasmania and southern and eastern Australia.

Platypus has a flat tail and webbed feet. Its body length is 30 to 45 cm and covered with a thick and woolly layer of fur. Its bill is detecting prey and stirring up mud. Platypus' eyes and head are small. It has no ears but has ability to sense sound and light.

Platypus lives in streams, rivers, and lakes. Female platypus usually digs burrows in the streams or river banks. The burrows are blocked with soil to protect it from intruders and flooding. In the other hand, male platypus does not need any burrow to stay.

#### **D. Vocabulary Point of View**

- Tail [ˈθeɪl]
- Burrow [ˈbʌrəʊ]
- Thick [ˈθɪk]
- Dig [ˈdɪg]
- Layer [ˈleɪə(r)]
- Stream [stri:m]
- Intrude [ɪnˈtru:d]

#### **E. Grammar Point of View**

- Tense  
Simple Present Tense
- Formula  
(+) **S+V<sub>1</sub>+S/es+O**  
(-) S+do/does not+V<sub>1</sub>+O  
(?) Do/does+S+V<sub>1</sub>+O?
- Example  
Platypus is a native Tasmania and Southern and Eastern Australia.

#### **F. General Structure of Report Texts**

- General classification

Many people call platypus duckbill because this animal has a bill like duckbill. Platypus is a native Tasmania and Southern and Eastern Australia.

- **Description**

Platypus has a flat tail and webbed feet. Its body length is 30 to 45 cm and covered with a thick and woolly layer of fur. Its bill is detecting prey and stirring up mud. Platypus' eyes and head are small. It has no ears but has ability to sense sound and light.

Platypus lives in streams, rivers, and lakes. Female platypus usually digs burrows in the streams or river banks. The burrows are blocked with soil to protect it from intruders and flooding. In the other hand, male platypus does not need any burrow to stay.

## **G. Methods**

- Discussion
- Question and answer
- Exercises
- Jigsaw/ numbered head together

## **H. Learning Activities**

### **Exploration**

- The teacher opens the lesson by greeting the students.
- The students are asked about the last material.
- The teacher ask to student about report text
  - Building Knowledge of The Field

The teacher tells the students how to compose report text (choose an object: get well soon wishes, birthday wishes, anniversary wishes, etc, and write report text)

- **Modeling of The Text**
  - The students are given some objects
  - The teacher chooses one object and gives an example of writing a report text.
- **Joint Construction of the text**
  - The teacher and the students choose another object and together they write a report text.
- **Independent Construction of the Text**
  - The teacher asks the students choose an object that they want, familiar, or comfort for them and write their report text in 10 minutes.

### 1. Resources and Medias

- English textbook for eleventh grade of senior high school students
- Pictures card related to the report text
- Internet

### 2. Evaluation and Scoring

- **Technique:**
  - Essay test: Writing
- **The Scoring:**

No	Aspect of Scoring	Scoring			
		Very Poor (<6)	Poor (7-11)	Average (12-16)	Very Good (17-20)
1	Content (20)				
2	Grammar (20)				
3	Vocabulary (20)				

4	Organization (20)				
5	Mechanics ( spelling and punctuation )(20)				
	Total				
	Total Score				

Teacher

Researcher

Barriqurahman, S.Pd

Abdur Rahim

.....

13012140871

## LESSON PLAN (Control Class)

### LESSON PLAN 1

<b>Identity</b>	: Abdur Rahim
<b>Subject</b>	: English
<b>Grade/ Semester</b>	: XI BAHASA/ I
<b>Topic</b>	: Recount Text
<b>Allocated Time</b>	: 2 X 45 minutes (1 meeting)

#### Writing

#### Indicators :

- a. Students are able to identify the tenses that are used from recount text.
- b. Students are able to identify language feature and generic structure of recount text

#### A. Learning objectives

By the end of the lesson,

1. The students are able to define recount text.
2. The students are able to mention and identify the generic structures of  
recount text.
3. The students are able to make sentences of recount text with the topic or  
object they want.

## **B. Learning Materials**

Essay Test: Recount Text

### ***“Wrong class”***

One day, I had to teach a new English class. I read the list of new students' name. It was Kiddies' group since they were about 9 and 10 years old.

That was the first day of the Spanish carnival, so I wanted to wear the most appropriate suit for the children's class. Most kids usually dress up at carnival, I thought. It would be more interesting if their teacher was also in carnival spirit. That was why I decided to wear my teddy bear suit and bring cuddly toys in my box.

And that was what I did. I walked through the door happily. The director watched me completely astonished. I smile and looked straight at her. With a man beside her, he said, "Good Afternoon. I'd like to introduce you to Mr. Mendez, the director of Delta Company. He is one of the participants of the English course that you will teach today."

Oh my god! I nearly died! The secretary apologized to me for the wrong details of my new class.

## **C. Vocabulary Point of View**

- a. Teddy bear suit
- b. Decided
- c. Walked
- d. Watched
- e. Astonished
- f. Died
- g. Apologized
- h. Wrong details

## **D. Grammar Point of View**

- Tense  
Past tense

- Formula
  - (+) S+V<sub>2</sub>+O
  - (-) S+did+ not+V<sub>1</sub>+O
  - (?) Did+S+V<sub>1</sub>+O?
- Example

I walked through the door happily

## **E. General Structure of Recount texts**

- Orientation

One day, I had to teach a new English class. I read the list of new students' name. It was Kiddies' group since they were about 9 and 10 years old.

- Series of event

That was the first day of the Spanish carnival, so I wanted to wear the most appropriate suit for the children's class. Most kids usually dress up at carnival, I thought. It would be more interesting if their teacher was also in carnival spirit. That was why I decided to wear my teddy bear suit and bring cuddly toys in my box.

And that was what I did. I walked through the door happily. The director watched me completely astonished. I smile and looked straight at her. With a man beside her, he said, "Good Afternoon. I'd like to introduce you to Mr. Mendez, the director of Delta Company. He is one of the participants of the English course that you will teach today."

- Re-orientation

Oh my god! I nearly died! The secretary apologized to me for the wrong details of my new class.

## **F. Methods**

- Discussion
- Question and answer
- Exercises
- Creative story



## **G. Learning Activities**

### **Exploration**

- The teacher opens the lesson by greeting the students.
- The students are asked about the last material.
- The teacher ask and explain about recount text
  - Modeling of The Text
    - The teacher asks the student to remember an experience, story or events that they most impressing in their life.
  - Joint Construction of the text
    - The teacher gives some example of the teacher experience in form recount text.
  - Independent Construction of the Text
    - The students start to write recount text.
    - After that, as emphasizing the teacher make a game “Creative Story” where the students divided into two groups, group boys and girls.
    - In that game the topic about holiday and each members of the group write one sentence about the topic and another members continue the sentences or the story.

## **H. Resources and Medias**

- Internet
- White board

## I. Evaluation and Scoring

➤ Technique:

- Essay test: Writing

➤ The Scoring:

No	Aspect of Scoring	Scoring			
		Very Poor (<6)	Poor (7-11)	Average (12-16)	Very Good (17-20)
1	Content (20)				
2	Grammar (20)				
3	Vocabulary (20)				
4	Organization (20)				
5	Mechanics ( spelling and punctuation )(20)				
	Total				
	Total Score				

Teacher

Researcher

Barriqurahman, S.Pd

Abdur Rahim

.....

13012140871

## LESSON PLAN 2

<b>Identity</b>	: Abdur Rahim
<b>Subject</b>	: English
<b>Grade/ Semester</b>	: XI IPS 2/ I
<b>Topic</b>	: Descriptive Text
<b>Allocated Time</b>	: 2 X 45 minutes (1 meeting)

### Writing

#### Indicators :

- a. Students are able to identify the tenses that are used from descriptive text.
- b. Students are able to identify language feature and generic structure of descriptive text

#### A. Learning objectives

By the end of the lesson,

1. The students are able to define descriptive text.
2. The students are able to mention and identify the generic structures of descriptive text.
3. The students are able to make sentences of descriptive text.

#### B. Learning Materials

Essay Test: Descriptive Text

#### My favorite teacher

There are about fifty eight teachers in my school. Most of them are kind and helpful. But my favorite one is Mr. Hery, my English teacher.

Mr. Hery is tall and slim enough. He is about forty years old, and wears glasses. Mr. Hery is always neatly dressed. To school he rarely carries a briefcase.

### **C. Vocabulary Point of View**

1. Kind
2. Helpful
3. Tall
4. Slim
5. Wear

### **D. Grammar Point of View**

- Tense  
Simple Present Tense
- Formula  
(+) **S+V<sub>1</sub>+S/es+O**  
(-) S+do/does not+V<sub>1</sub>+O  
(?) Do/does+S+V<sub>1</sub>+O?
- Example  
Mr. Hery is tall and slim enough

### **E. Methods**

- Discussion
- Question and answer
- Exercises

### **F. Learning Activities**

#### **Exploration**

- The teacher opens the lesson by greeting the students.
- The students are asked about the last material.
- The teacher asks and explains about descriptive text.
  - Modeling of The Text

- Teacher asks two students (man and woman) to stand in front of the class as a sample descriptive text and ask another student to describe him/her.
- Joint Construction of the text.
  - The teacher and the students choose another object and together they write a descriptive text.
- Independent Construction of the Text
  - The teacher ask to the student to describe a friend that sit beside them.

### G. Resources and Medias

- Pictures card related to the descriptive text
- Internet

### H. Evaluation and Scoring

- Technique:
  - Essay test: Writing
- The Scoring:

No	Aspect of Scoring	Scoring			
		Very Poor (<6)	Poor (7-11)	Average (12-16)	Very Good (17-20)
1	Content (20)				
2	Grammar (20)				
3	Vocabulary (20)				
4	Organization (20)				
5	Mechanics ( spelling and punctuation )(20)				
	Total				
	Total Score				

Teacher

Barriqurahman, S.Pd

.....

Researcher

Abdur Rahim

13012140871

### LESSON PLAN 3

<b>Identity</b>	: Abdur Rahim
<b>Subject</b>	: English
<b>Grade/ Semester</b>	: XI IPS 2/ I
<b>Allocated Time</b>	: 2 X 45 minutes (1 meeting)

#### Writing

#### Indicators :

1. Students can write down comma (,) and full stop (.) correctly.
2. Students can write down 5 sentences in present tense
3. Students can write the social function and generic structure of the text.
4. Students write down a report text with the correct grammar.

#### A. Learning objectives

By the end of the lesson,

1. Students will be able to identify the information in the report text.
2. Students will be able to identify the generic structure of report text.
3. Students will be able to compose a report text.
4. Students will be able to write report text.

#### B. Learning Materials

Essay Test: Report Texts

#### *“Platypus”*

Many people call platypus duckbill because this animal has a bill like duckbill. Platypus is a native Tasmania and southern and eastern Australia. Platypus has a flat tail and webbed feet. Its body length is 30 to 45 cm and covered with a thick and woolly layer of fur. Its bill is detecting prey and

stirring up mud. Platypus' eyes and head are small. It has no ears but has ability to sense sound and light.

Platypus lives in streams, rivers, and lakes. Female platypus usually digs burrows in the streams or river banks. The burrows are blocked with soil to protect it from intruders and flooding. In the other hand, male platypus does not need any burrow to stay.

### **C. Vocabulary Point of View**

- Tail ['θeɪl]
- Burrow ['bʌrəʊ]
- Thick ['θɪk]
- Dig ['dɪg]
- Layer ['leɪə(r)]
- Stream [stri:m]
- Intrude [ɪn'tru:d]

### **D. Grammar Point of View**

- Tense  
Simple Present Tense
- Formula  
(+) S+V<sub>1</sub>+S/es+O  
(-) S+do/does not+V<sub>1</sub>+O  
(?) Do/does+S+V<sub>1</sub>+O?

- Example  
Platypus is a native Tasmania and southern and eastern Australia.

### **E. General Structure of Report texts**

- General classification

Many people call platypus duckbill because this animal has a bill like duckbill. Platypus is a native Tasmania and southern and eastern Australia.



- Description

Platypus has a flat tail and webbed feet. Its body length is 30 to 45 cm and covered with a thick and woolly layer of fur. Its bill is detecting prey and stirring up mud. Platypus' eyes and head are small. It has no ears but has ability to sense sound and light.

Platypus lives in streams, rivers, and lakes. Female platypus usually digs burrows in the streams or river banks. The burrows are blocked with soil to protect it from intruders and flooding. In the other hand, male platypus does not need any burrow to stay.

## **F. Methods**

- Discussion
- Question and answer
- Exercises
- Jigsaw/ numbered head together

## **G. Learning Activities**

### **Exploration**

- The teacher opens the lesson by greeting the students.
- The students are asked about the last material.
- The teacher asks the students about report text

- Building Knowledge of The Field

The teacher tells the students how to compose report text (choose an object: get well soon wishes, birthday wishes, anniversary wishes, etc. and write report text)

- Modeling of The Text

- The students are given some objects

- The teacher chooses one object and gives an example of writing a report text.
- Joint Construction of the text
  - The teacher and the students choose another object and together they write a report text.
- Independent Construction of the Text
  - The teacher ask to the student to write a report text about criminal and accidents

### 3. Resources and Medias

- English textbook for eleventh grade of senior high school students
- Internet

### 4. Evaluation and Scoring

- Technique:
  - Essay Test: Writing
- The Scoring:

No	Aspect of Scoring	Scoring			
		Very Poor (<6)	Poor (7-11)	Average (12-16)	Very Good (17-20)
1	Content (20)				
2	Grammar (20)				
3	Vocabulary (20)				
4	Organization (20)				
5	Mechanics ( spelling and punctuation )(20)				
	Total				
	Total Score				

Teacher

Barriqurahman, S.Pd

.....

Researcher

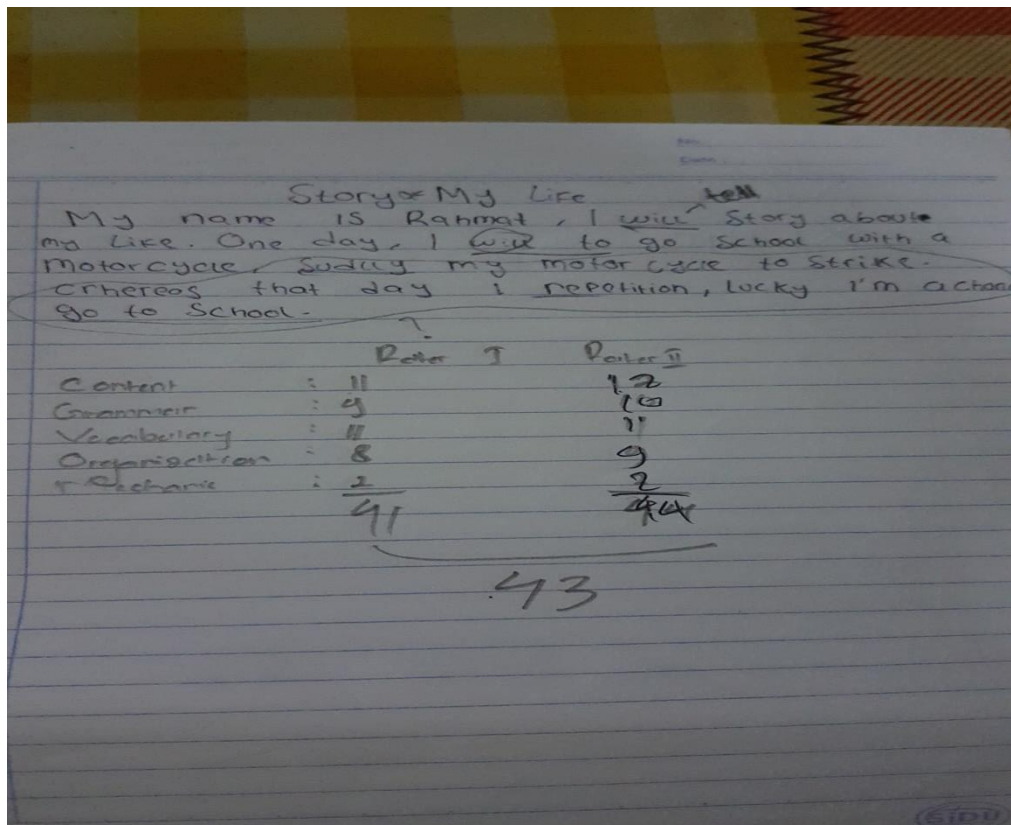
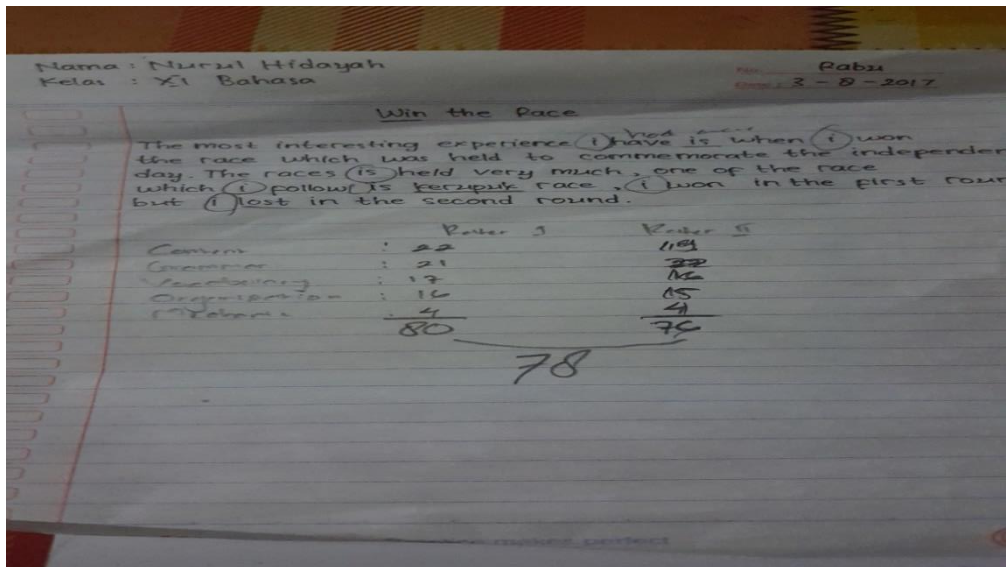
Abdur Rahim

13012140871

## Appendix 6

### STUDENTS' WRITING

#### 1. Pre-test (Experiment Class)



2. Pre-test (Control Class)

NAMA: Muhammad Rahim

Birthday My friend

On 10 July, My friend's birthday, her name Nia. And on 16 July, My friend's birthday too, her name Helda. We wanted to be held the Party birthday to my friend in the afternoon, After school.

At 4 o'clock, My school is finish. I go on to my home to prepare the party. I prepared cake birthday at behind my home. I should to do very fast, because Nia, Helda and my friends other will come my home.

Several minutes, they had arrived. They brought Nia and Helda to behind my home. They so shocked, because to scatter flour. That day we enjoyed the party.

Nama : Nurchalica safitri  
kelas : XI IPS 2

	Poster I	Poster II
Content	25	24
Grammar	18	16
Vocabulary	18	18
Organization	16	17
Mechanic	9	4
	<u>81</u>	<u>79</u>
	80	

Practice makes perfect

Holiday in Beach

day, in my holiday I come to Beach with my family. We are Kamaliah. 07 - August - 2017 Monday

kelas : XI IPS 2

\* Holiday with my family \*

One day, holiday, I like to go to visit and join with friends and family. I like vacation in family. I happy meet my friend and family, one day holiday the kotabaru go to visit with family. I happy and that's an my experience.

Thank you

	Poster I	Poster II
Content	20	18
Grammar	11	11
Vocabulary	12	13
Organization	16	15
Mechanic	2	2
	<u>60</u>	<u>59</u>
	59	

You'll never know till you have tried

### 3. Post-test (Experiment Class)

ni salsabila rhasni  
Bahasa

The Best Day

My family and I went to Asam - Asam City last week. we visited many places. First, we visited Asmara beach. The sun shone brightly and the scenery was beautiful there. We saw a lot of people on that beach, there were even tourists too.

My sisters and I played with sand. We were so happy. There were many sellers who sold many kinds of souvenir. My father and I bought some souvenirs. Also we took some photos on that beach.

Second, we visited my grandpa's house. We played with deer that was near the grandpa's house. also we took some photos again. Then we went to a restaurant. As soon as we finished our dinner, we decided to go home. That was a beautiful day for me. I really enjoyed it and I hope we can visit this city again. spent my holiday with family was the best day ever.

	Partner I	Partner II
Content	26	27
Grammar	22	23
Vocabulary	19	18
Appropriation	13	18
Pitchanic	4	4
	<u>89</u>	<u>90</u>
	89.5	

YOU'VE NEVER KNOWN BUT YOU HAVE TRIED

Nama : Elma Aziza  
XI Bahasa  
Recount Text

Single Book

I went to the book store with my sister last month by motorcycle. The book store was not too big but the books <sup>are</sup> so complete. I can't hid my happy face when I saw many books there. From cooking books, novels with all genres religion books, also kid books, and comics, and study books. I separated my self from my sister to ~~select~~ <sup>buy</sup> book what I want. I went to fiction books area and tried to found the third book of "the School for Good and Evil". I ~~stand~~ <sup>stood</sup> on tiptoes, and squat to found it. But there ~~was~~ <sup>were</sup> no that book. I was so sad.

Then my sister gave me an advice. she told me to ask to the cashier. <sup>was</sup> agree and approached the cashier. The cashier man said to me that ~~the~~ <sup>book</sup> was sold out and the arrival of next stock <sup>can't</sup> be predicted. Me and my sister went home. I left that book store with disappointment.

maybe next chance.

	Partner I	Partner II
Content	24	22
Grammar	21	20
Vocabulary	18	19
Appropriation	17	17
Pitchanic	4	4
	<u>84</u>	<u>82</u>
	83	

4. Post-test(Control Class)

Nama : Nurcharisa Sapri  
 Kelas : XI IPS 2  
 Mata Pelajaran : B. Inggris  
 Hari / tanggal : Senin, 19 - 08 - 2017

Recent text  
 Changed be Kpopers  
 Many my friends liked a Kpop. They were recommended of me. I began interested and stalking them. I stalked boygrup BTS. On 10 October 2016, BTS comeback new album "WINGS". That day, I'm official to be Kpopers. My first bias or first idol favourite is Min Yoongi or Popular Name stage is SUGA. He had sweet smile like be sugar. There name Fandom is "ARMY".

	Pater I	Pater II
Content	22	25
Grammar	23	21
Vocabulary	19	16
Organization	18	18
Technic	4	3
	<u>86</u>	<u>84</u>
	85	

Never put off till tomorrow what you can do today

M Farid Ramadhani  
 XI IPS

Text  
 Go to Balikpapan  
 I Go to Balikpapan with my family. I Go to Balikpapan like plane Lion. Time Balikpapan I Go to Beach Kemala. I play water and sand. After playing water and sand, I night food with family. one week afterward I back to Banjarmasin with family.

	Pater I	Pater II
Content	19	18
Grammar	11	12
Vocabulary	16	15
Organization	15	14
Technic	3	3
	<u>64</u>	<u>62</u>
	63	

You'll never know till you have tried

## Appendix 7

### PICTURES

Some pictures about teaching and learning process of XI Bahasa and XI IPS 2 at MAN 4 Banjar.









KEMENTERIAN AGAMA REPUBLIK INDONESIA  
UNIVERSITAS ISLAM NEGERI ANTASARI  
FAKULTAS TARBIYAH DAN KEGURUAN  
BIRO SKRIPSI

Jalan Jenderal Ahmad Yani KM. 4.5 Banjarmasin  
Telepon (0511) 3253939 Faksimile (0511) 3274492  
Email: ftk.antasari@gmail.com Web: www.ftk.iain-antasari.ac.id

CATATAN KONSULTASI BIMBINGAN SKRIPSI

1. Nama Mahasiswa : ABDUR RAHIM
2. NIM : 1351240871
3. Program Studi : PAI
4. Judul Skripsi : The Use of Peerwriting in Improving Writing Ability of class XI students at Masjid & Martapura in the Academic Year 2017/18
5. Dosen Pembimbing : DR. H. ANDI MAELUM, M.Ag, P.HD  
: DR. Hj. WARDAH HAYATI, M.A.
6. Catatan Konsultasi :

NO	Pemb. Konten & Metodologi	No.	Pemb. Bahasa & Teknik Penulisan
1	Chapter I & II are ok. You may consult the to the 2nd supervisor.  J 24/2017		
2	That's ok, please consult to the second advisor to see any suggestions.  J 29/2017		

Catatan:

1. Setiap konsultasi, lembaran catatan ini harus dibawa untuk diisi oleh Pembimbing
2. Konsultasi berikutnya harus membawa lembaran baru yang masih kosong



KEMENTERIAN AGAMA REPUBLIK INDONESIA  
UNIVERSITAS ISLAM NEGERI ANTASARI  
FAKULTAS TARBIYAH DAN KEGURUAN  
BIRO SKRIPSI

Jalan Jenderal Ahmad Yani KM. 4,5 Banjarmasin  
Telepon (0511) 3253939 Faksimile (0511) 3274492  
Email: ftk.antasari@gmail.com Web: www.ftk.iain-antasari.ac.id

CATATAN KONSULTASI BIMBINGAN SKRIPSI

1. Nama Mahasiswa : AEDURRAHIM
2. NIM : 1301240871
3. Program Studi : PBI
4. Judul Skripsi : The Use of Freewriting Technique In Improving Writing Ability of Class XI AT MAN 2 Martapura.
5. Dosen Pembimbing : Drs. H. AHDI MAHMUD, M.Ag. Ph.D  
: Dra. Hj. WARDAH HAJATI, M.A
6. Catatan Konsultasi :

NO	Pemb. Konten & Metodologi	No.	Pemb. Bahasa & Teknik Penulisan
		1.	technique of writing
		2.	Profile of school → just the important paragraphs. table in appendix.
		3.	Revise the statements of conclusion.

6/12/2017  
Wardah

Catatan :

1. Setiap konsultasi, lembaran catatan ini harus dibawa untuk diisi oleh Pembimbing
2. Konsultasi berikutnya harus membawa lembaran baru yang masih kosong



KEMENTERIAN AGAMA REPUBLIK INDONESIA  
UNIVERSITAS ISLAM NEGERI ANTASARI  
FAKULTAS TARBİYAH DAN KEGURUAN  
BIRO SKRIPSI

Jalan Jenderal Ahmad Yani KM. 4,5 Banjarmasin  
Telepon (0511) 3253939 Faksimile (0511) 3274492  
Email: ftk.antasari@gmail.com Web: www.ftk.iain-antasari.ac.id

CATATAN KONSULTASI BIMBINGAN SKRIPSI

1. Nama Mahasiswa : ABDURRAHMAN
2. N I M : 1301240071
3. Program Studi : PG
4. Judul Skripsi : The use of Transcribing in Improving Writing Ability of Class X Students at MIAN ST. Kartapra in the Academic Year 2017/2018
5. Dosen Pembimbing : Drs. H. AHDI MAERUK M, Ag. Ph.D  
: Dra. Hj. WARDAH HARATI, M.A
6. Catatan Konsultasi :

NO	Pemb. Konten & Metodologi	No.	Pemb. Bahasa & Teknik Penulisan
		1.	Working scene of prior observation put in appendix
		2.	Students' problem → write in form of paragraph
		3.	Revise problem statement + object (→ consult with pa Ahdi)
		4.	Definition → about writing should be operational
		5.	In quoting, write the year and the page. Don't forget to list in your reference.
		6.	If it is exact quotation, pay attention to the technique of writing - more than 5 lines → 10px
		7.	After quoting some ideas, give your comment. Summary of
		8.	Get ready with your lesson plan and text

Catatan:

1. Setiap konsultasi, lembaran catatan ini harus dibawa untuk diisi oleh Pembimbing
2. Konsultasi berikutnya harus membawa lembaran baru yang masih kosong

26/7/2017

*Wardah*



KEMENTERIAN AGAMA REPUBLIK INDONESIA  
UNIVERSITAS ISLAM NEGERI ANTASARI  
FAKULTAS TARBİYAH DAN KEGURUAN  
BIRO SKRIPSI

Jalan Jenderal Ahmad Yani KM. 4,5 Banjarmasin  
Telepon (0511) 3253939 Faksimile (0511) 3274492  
Email: ftk.antasari@gmail.com Web: www.ftk.iain-antasari.ac.id

CATATAN KONSULTASI BIMBINGAN SKRIPSI

1. Nama Mahasiswa : ABDUR RAHIM
2. N I M : 1301240871
3. Program Studi : PBI
4. Judul Skripsi : The use of Freewriting Technique in Improving Writing Ability of Class XI students at MAN 2 Martapura.
5. Dosen Pembimbing : Drs. H. AHDI MAEMUR, M. Ag, Ph.D.  
: Dra. Hj. WARDAH HAYATI, MA.
6. Catatan Konsultasi :

NO	Pemb. Konten & Metodologi	No.	Pemb. Bahasa & Teknik Penulisan
		1.	In Bibliography please give space between resources
		2.	acknowledgment → complete order please!
		3.	In a specific part time better to use past tense
		4.	Revise the conclusion
		5.	Revise abstract
			7/12/2017 

Catatan :

1. Setiap konsultasi, lembaran catatan ini harus dibawa untuk diisi oleh Pembimbing
2. Konsultasi berikutnya harus membawa lembaran baru yang masih kosong



KEMENTERIAN AGAMA REPUBLIK INDONESIA  
UNIVERSITAS ISLAM NEGERI ANTASARI  
FAKULTAS TARBIYAH DAN KEGURUAN  
BIRO SKRIPSI


Jalan Jenderal Ahmad Yani KM. 4,5 Banjarmasin  
Telepon (0511) 3253939 Faksimile (0511) 3274492  
Email: ftk.antasari@gmail.com Web: www.ftk.iain-antasari.ac.id

CATATAN SEMINAR PROPOSAL SKRIPSI

1. Nama Mahasiswa : ABDURRAHIM
2. NIM : 13019210871
3. Program Studi : PBI
4. Judul Proposal Skripsi : The use of Free Writing Technique in improving writing Ability of Class XI of Bahasa Indonesia at MAN 9 Mataram in the Academic year of 2017/2018
5. Dosen Pembimbing : 1. Drs. H. AHDI MAKTUM, M.Ag, Ph.D  
2. Drs. Hj. WARDAH HAJATI, M.A
6. Catatan Hasil Seminar :

NO	Catatan/saran Penanggap	NO	Catatan/saran Dosen
1.	Risa Masdiana why do you choose/ use T. test for your research and how long?	1.	pa Ahdi. a. ketahu dulu ciri-ciri free writing. b. buat reference free writing technique.
2.	Effendi Before making the test it's better for you to make treatment!	2.	making two groups for collecting the data by different technique (in free writing.).
3.	Ibu Wardah 1. bolding writing. (see more) 2. U.S.D x 3. Explain free writing? 4. why is it suitable for your research? 4. why do you choose class XIA and XIB? 5.	3.	is it effective to use free writing?
		4.	T. test u' meihat signifikansi pembelajaran.
		5.	should be consistent. Subject or population?

Banjarmasin, 2 Juni.....2017.  
Moderator,

  
Sardi' Man

Catatan :  
Lembaran seminar ini, diisi oleh moderator

## CURRICULUM VITAE

Name : Abdur Rahim

Place and Date of Birth : Tambangan, March 18<sup>th</sup>, 1994

Gender : Male

Religion : Islam

Nationality : Indonesia

Marital Status : Single

Address : Jl. A. Yani km 4.5 gang permata rt 15 no 22 kel. Pemurus Luar  
Kec. Banjarmasin timur.

Education : a. SDN Tambangan 4 (2007)  
b. MTsN Habirau (2010)  
c. MAN NEGARA (2013)  
d. S1 English Department of Tarbiyah Faculty of  
UIN Antasari Banjarmasin Academic Year  
2013/2014

Organization : a. Mardha Yudha

E-mail : [Rakkahim31@gmail.com](mailto:Rakkahim31@gmail.com)

Parents : a. Father's name : Basriansyah  
b. Mother's name : Basariah

Brothe : a. Supian Suri b. Ahmad Rijali c. M. Said  
d. Maulida Hayati e. Rizky Aditya f. Ahmad Rafiqy

Banjarmasin, December 2017