

Appendix 1

No.	Surah	Translation
1	<p>Holy Qur'an surah Al-Alaq (96) verse 1-5:</p> <p>أَقْرَأْ بِاسْمِ رَبِّكَ الَّذِي خَلَقَ ﴿١﴾ خَلَقَ الْإِنْسَانَ مِنْ عَلَقٍ ﴿٢﴾ أَقْرَأْ وَرَبُّكَ الْأَكْرَمُ ﴿٣﴾ الَّذِي عَلَّمَ بِالْقَلَمِ ﴿٤﴾ عَلَّمَ الْإِنْسَانَ مَا لَمْ يَعْلَمْ ﴿٥﴾</p>	<p>Read in the name of your Lord who created, created man from clots of congealed blood, Read! Your Lord is the most Bountiful One, who taught by the pen, taught man what he did not know.</p>

Appendix 2

Detail about the facilities and infrastructures at MTs Ni'matul Aziz Jelapat 1

No	Facilities and infrastructures	Amount	Condition
1	Classroom	9	Good
2	Teachers' room	1	Good
3	Headmaster's room	1	Good
4	Science laboratory	-	Good
5	Library	-	Good
6	Hall	1	Good
7	Toilet for teacher	2	Good
8	Toilet for student	2	Good
9	Canteen	1	Good

Appendix 3

DETAIL ABOUT HEADMASTER AND TEACHERS AT MTs NI'MATUL AZIZ JELAPAT 1

No	Name	Position	Education	Subject	Class
1	Mulyadi, S.Pd.I	Kamad	S1	Pkn	VIII & IX
2	H. Mawardi, SE	Guru	S1	Bahasa Indonesia	VIII & IX
3	Supriadi, S.Kom	Guru	S1	TIK	VII, VIII, IX
4	Jam'ani	Guru	-	Penjaskes	VII, VIII, IX
5	Sumadi, S.Ag	Guru	S1	IPS	VIIC, VIII, IX
6	Norsari, S.Pd.I	Guru	S1	Qur'an Hadits	VII, VIII, IX
7	Eva Gelpia, S.Pd.I	Guru	S1	IPS	VII, VIII, IX
8	Sailillah, S.Pd	Guru	S1	BK	VIII, IX
9	Dra. Hj. Jahriah	Guru	-	Fiqih	VII, VIII, IX
10	Ma'mun, S.Pd.I	Guru	S1	SKI	VII, VIII, IX
11	Baseri, S.Pd.I	Guru	S1	SBK	VII, VIII, IX
12	Latifah Kurnia, S.Pd	Guru	S1	Bahasa Indonesia	VII
13	Siti Fatimah, S.Pd	Guru	S1	Bahasa Inggris	IX
14	Rohana, S.Ag	Guru	S1	Akidah Akhlak	VII, VIII, IX
15	Annisa Urrahman, S.Pd.I	Guru	S1	Bahasa Inggris	VII
16	Muhammad Amin, S.Pd	Guru	S1	Bahasa Inggris	VIII
17	Nor Anisah, S.Pd	Guru	S1	Matematika	VIII, IX
18	Khairani, S.Pd	Guru	S1	PKN	VII

Appendix 4

The number of students at MTs Ni'matul Aziz Jelapat 1 in Academic Years 2017/2018

Class	Sex		Total
	Male	Female	
VII	32	43	75
VIII	38	54	92
IX	42	36	78
Σ	112	133	245

Appendix 5**Pen Name of Student Class VIIIA and VIII B**

Students Class VIII A (Experiment Class)			Students Class VIII B (Control Class)		
No.	NAME	PEN NAME	No.	NAME	PEN NAME
1	Abdul Hadi	ECS1	1	Afrida Amanda F	CCS1
2	Ahmadi	ECS2	2	Shinta	CCS2
3	Aisyah	ECS3	3	M. Noor Arifin	CCS3
4	Bahrul Ilmi	ECS4	4	M.Syaiful R	CCS4
5	Fina Ulfiana	ECS5	5	Muhammad Arbani	CCS5
6	Fitri Zubaidah	ECS6	6	Muhammad Rizky H	CCS6
7	Haris Fadillah	ECS7	7	Atma Fathal Hadi	CCS7
8	Iqbal Baihaqi	ECS8	8	Muhammad Risky	CCS8
9	Khairunnisa	ECS9	9	Gazali Rahman	CCS9
10	M. Idris	ECS10	10	Jumadi	CCS10
11	Mahfuzah	ECS11	11	Ahmadi Usman	CCS11
12	Mifta Azura Fitri	ECS12	12	Abdul Wahid	CCS12
13	Muhammad Latif	ECS13	13	M.Wisnu Subakti	CCS13
14	Muhammad Taufik H	ECS14	14	Ahmad Syahbani	CCS14
15	Nazmi Firna Dewi	ECS15	15	Norhalida	CCS15
16	Nella Azwarini Asy S	ECS16	16	Nisa Aulia	CCS16
17	Normasari	ECS17	17	Syahdah	CCS17
18	Novita Sari	ECS18	18	Halisah	CCS18
19	Putri Melati	ECS19	19	Mahmudah	CCS19
20	Rabiatul Adawiyah	ECS20	20	Linda	CCS20
21	Rahmad Dwi P	ECS21	21	Aulia Rif'ah	CCS21

22	Rahmawati	ECS22	22	Vionita Dwi N	CCS22
23	Rasyidah	ECS23	23	Sylvana Rosita W	CCS23
24	Sadikin	ECS24	24	Rahmawati	CCS24
25	Saidah	ECS25	25	Ahmad Muhibin	CCS25
26	Semara Lisandi	ECS26	26	Nizam Hamid	CCS26
27	Zaini	ECS27	27	Muhammad Fikrianor	CCS27
28	Zauhar Latifah	ECS28	28	Muhammad Sandy	CCS28
29	Saibah	ECS29	29	Wahyu Kurniawan	CCS29
30	Habibah	ECS30	30	Muhammad Alan	CCS30

Appendix 6

Pre-test

Choose A, B, C or D for the correct answer!

Read the text and answer questions 1-2.

When Akbar was a small boy, he had a bad accident. He was running along a road, where some workmen were digging a hole. The men were all very busy, so they did not see him coming. His parents who were walking along behind him called out to him but he suddenly disappeared from view. They quickly ran to the spot, where the workmen were, and found Akbar crying at the bottom of a deep hole. He had not had any broken bones, but he had hurt his head badly, so he needed to go to hospital and had ten stitches.

1. The text is about _____.
 - a. How Akbar looks like
 - b. Akbar's childhood
 - c. Akbar's bad experience
 - d. It tells us about a descriptive of a place
2. "They quickly ran to the spot, where" The underlined word refers to _____.
 - a. Akbar's parents
 - b. Some workmen
 - c. Akbar and his parents
 - d. Akbar's parents and some workmen

Read the text and answer questions 3-4.

Good afternoon, ladies and gentlemen.

I'm very pleased to see your participation in this bicycle race. It is one way to make bicycle riding popular.

Now, our regent will blow the whistle as a sign that the race begins.

Please welcome Mr. Spenser

3. In what event may you hear the speech?
 - a. A football match.
 - b. A basketball match.
 - c. A bicycle race.
 - d. A motorcycle race.
4. The regent will begin the event by _____.
 - a. Blowing a trumpet
 - b. Blowing a whistle
 - c. Firing the gun
 - d. Cutting a ribbon

Read the text and answer question

Dear Lolita,

Mom and Dad are going to your uncle's house. He has just got an accident. We will come home at night. Don't forget to water the flowers and feed the rabbits.

P.S.: Arlinda looked for you. You had better call her soon.

Mom

5. Who has just got an accident?
 - a. Lolita's mom did
 - b. Lolita's father did
 - c. Lolita's uncle did
 - d. Arlinda did
6. The following are what Sonia should do after reading the message, except _____.
 - a. Phoning Arlinda.
 - b. Feeding the rabbits
 - C. Watering the flowers
 - D. Going to her uncle's house.

Read the text and answer questions 7-8

Mrs. Abdullah is a doctor. She has a sharp nose, wavy hair and creamy yellow skin. Mrs. Abdullah is tall, slim and beautiful. Mrs. Abdullah works in a big hospital in the city. She works from at seven o'clock in the morning until four at noon. Everyone likes her.

7. What time does Mrs. Abdullah begin to work?
 - a. at 4.00
 - b. at 5.00
 - c. at 7.00
 - d. at 8.00
8. Mrs. Abdullah is a _____ doctor.
 - a. Lazy
 - b. Kind
 - c. proud
 - d. clever

Read the text and answer questions 9-13

To : Dion Dion@gmail.com
From : Wawan Wawan@gmail.com
Date and Time: July 1, 2016
Subject : Joining course plan

Dear Dion,

Thanks for the e-mail that you sent a week ago. Sorry for waiting back so late because I've been very busy from all the school's assignment. There is so much to do because the new semester has just started! It is interesting to read about your plan in joining a course to improve your English this semester. If you don't mind, I would like suggest you a course to join. It is Oak Tree, a homey education center. It's a place not only to improve your skill in English, but also to have a music lesson. You can have English and music lessons in one place, is I know you have good talent in language and music. If you want to know more about it, I'm ready to take you there. Just contact me!

Sincerely me!

Wawan

9. What is Oak Tree?
 - a. A music course.
 - b. A homey education center
 - c. An English education center
 - d. An English institution
10. What does Dion want to do this semester?
 - a. Improve his English
 - b. Have a music lesson
 - c. Join Oak Tree
 - d. Work at school
11. What does Oak Tree offer?
 - a. English lesson
 - b. Music course
 - c. English and music lessons
 - d. Oral and written English skill
12. "It's a place not only to improve your skill in English" The antonym of the underlined word is _____.
 - a. Increase
 - b. Decrease
 - c. Repair
 - d. Reduce
13. "If you want to know more about it, I am ready" (Last sentence) The word 'it' refers to _____.
 - a. An English lesson
 - b. A music course
 - c. English skills
 - d. The Oak Tree

Read the text and answer questions 14-16.

Attention, please! This is an invitation extended to all class captains. You are expected to attend the meeting at the school hall, right after the second break. Please do come on time. Thank you.

14. To whom is the invitation addressed?
 - a. All students
 - b. All teachers
 - c. A school principal
 - d. All class captains
15. Which of the following statement is NOT TRUE according to the text?
 - a. All invitees should come on time
 - b. All invitees should attend the meeting
 - c. The meeting will be done during the second break
 - d. The meeting will be taken place in the school hall
16. "This is an invitation extended to all class captains." (sentence 2) What does the underlined word mean?
 - a. Spread
 - b. Dedicated
 - c. Represented
 - d. Guided

Read the text and answer the questions 17-20.

Dear Diary,

Today is my unforgettable 12th birthday party. Lots of people are coming. They are my friends and my family. They give me some presents and they are doing things that I like.

Surya is playing the guitar and Sinta is standing next to Surya. She is playing the violin. They are playing with my favorite music. Everybody is singing Nidji's song for me. In the middle of the room, Nani is dancing a beautiful dance. It's great. Aunt Ully is serving all the guests a glass of coke. My parents are chatting. I really like this party.

17. What type of the text is it?
- | | |
|---------------------|-------------------|
| a. Descriptive text | c. Procedure text |
| b. Recount text | d. Narrative text |
18. What event is it?
- | | |
|-------------------|---------------------|
| a. Wedding party | c. Reunion party |
| b. Birthday party | d. Graduating party |
19. Why is it unforgettable? Because _____.
- | | |
|--------------------------------------|--|
| a. Lots of people are coming | |
| b. Rita gets some presents | |
| c. Nani is dancing a beautiful dance | |
| d. Sally is playing the violin | |
20. Who are at the party?
- | | |
|-------------------|----------------------------------|
| a. Rita's friends | c. Suryo, Nani and Sally |
| b. Rita's family | d. Rita's friends and her family |

Read the text and answer questions 21 to 25.

I Have a special friend. She is my classmate and sits beside me. Her name is Rohmi. Rohmi is a quite girl and very simple on the look. However, I really adore her. She is not only kind but also tough.

Rohmi comes from a very simple family. Her father is a pedicab driver and her mother has passed away. She has a younger brother. His name is Rahmat. In order to help their father, Rohmi and her brother work part-time to earn some money. Rohmi sells food during our break, while her brother sells newspapers and magazines after school.

One thing that I always admire about her is that she can manage her time well, and she always looks cheerful.

21. What does the second paragraph tell you about?
- | |
|--------------------------|
| a. Rohmi and her family |
| b. Rohmi and her father |
| c. Rohmi and her brother |
| d. Rohmi and her friends |
22. "...Rohmi and her brother work part-time to earn some money."
What do the underlined words mean?
- | |
|--|
| a. Work for the whole of working week |
| b. Work for only part of each day or week |
| c. Work for the purpose of getting money as much as possible |

- d. Work for family
23. Where did the writer sit?
- a. In front of Rohmi
 - b. Behind Rohmi
 - c. Next to Rohmi
 - d. Far from Rohmi
24. What is the purpose of the text above?
- a. To retell past event
 - b. To amuse the readers
 - c. To describe something specifically
 - d. To tell how to make something
25. Generic Structure of the text above is
- a. Identification – Description
 - b. Description – Identification
 - c. Orientation – Identification
 - d. Classification - Description

Appendix 7

Post-test

Choose A, B, C, or D for the correct answer!

Read the text and answer the questions 1-2.

Homey Pet Shop

Jalan Pemuda, Jakarta

Need Persians, Siamese, Dalmatians, Labradors, Kinds of Fish and Birds?
Get number 1 food for your pet here. We have cat food, bird food, fish food, etc. all of them are sold in Reasonable Prices. So, come to our shop and take them home!

We also provide a consultation concerning pets for FREE.

Open daily 9 a.m. to p.m.

1. The following are what people can find in the pet shop, *except* _____.
 - a. A veterinarian
 - b. Some pets
 - c. Animal's food
 - d. Poison for animals
2. When does the pet shop open?
 - a. Every day
 - b. Every Sunday
 - c. On Monday to Saturday
 - d. On Saturday and Sunday

Read the text and answer questions 3-5.

May I have your attention, please?

For all students of eighth grade who have joined the study tour to Surabaya, please submit your type-written reports before the end of this month to your class advisor.

Thank you.

Mr. Topan

3. Who joined the study tour?
 - a. Students of 7th grade
 - b. Students of 8th grade
 - c. Students of 9th grade
 - d. All students
4. Below what are the students should do. *Except* _____.
 - a. They should type the report

- b. They should submit the report to the class advisor
 - c. They should submit the report before the end the month
 - d. They should cross-check their assignments after the announcement
5. “. . . please submit your type-written . . .” The underline word has the same meaning as _____.
- a. Hand in
 - b. Hand up
 - c. Hand out
 - d. Hand down

Read the text and answer the questions 6-13.

Octopus

The octopus is a sea animal with eight powerful feet which it uses as hands. These are called tentacles. The word “Octopus” comes from two greek words that mean “eight feet”.

The octopus, the squid and the cuttlefish belong to the same family that has no outside shells. Their bodies are covered entirely with skin. Therefore, the body of an octopus is soft. It looks like a body balloon. A fully grown octopus can be as large as 8,5 meters from the tip of one tentacles to the tip of another. It can weigh as much as 45 kilograms.

Besides, using its tentacles to catch small fish, sea plants, crab and lobsters, the octopus also uses them against its enemies. The octopus wraps its tentacles around the victim and squeezes it before eating it.

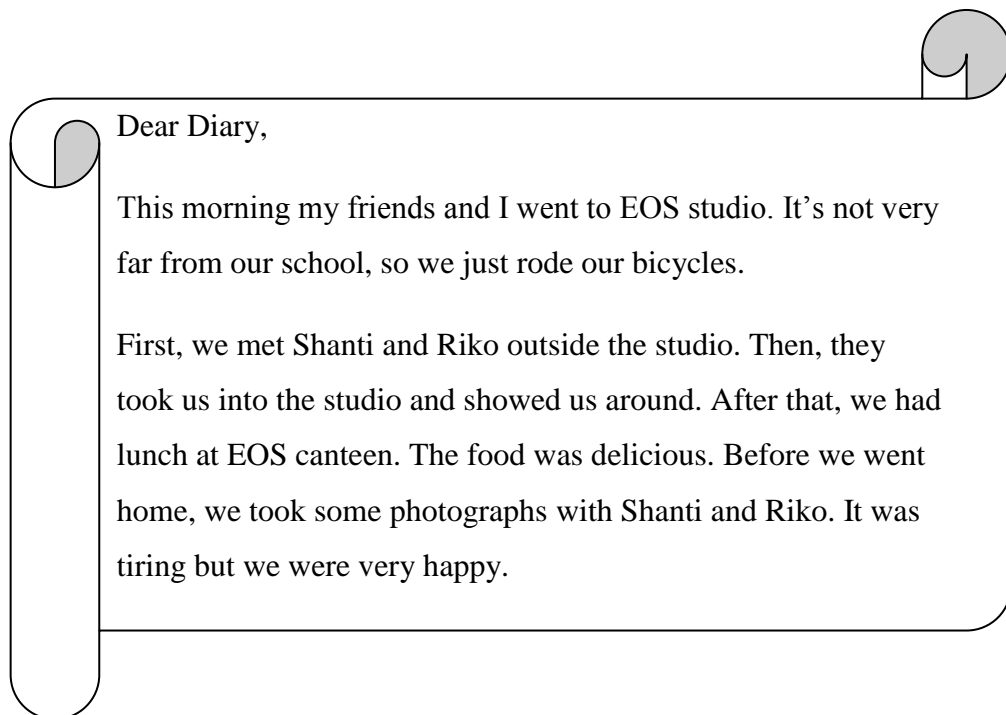
The octopus escapes from its enemies by giving out a thick dark fluid to darken the water. It can also change the color of its body to match its surroundings. It hides from its enemies by doing this.

- 6. Which group of sea creatures belongs to the same family _____
 - a. Fish, octopus and crab
 - b. Squid, crab and octopus
 - c. Crab, cuttlefish and squid
 - d. Cuttlefish, octopus and squid
- 7. How much a fully – grown octopus can weigh _____
 - a. 35 kilograms
 - b. 40 kilograms
 - c. 45 kilograms
 - d. 50 kilograms
- 8. How does octopus hunt for food _____
 - a. It uses color
 - b. It uses its teeth
 - c. It uses magic color
 - d. It uses its tentacles
- 9. Before the octopus eats its victim it _____.
 - a. Changes the color of its body
 - b. Realizes a thick dark fluid
 - c. Plays with
 - d. Squeezes it
- 10. How large a fully – grown octopus can be from the tip of one tentacle to the tip of another _____

- a. 6,5 meters
 - b. 7,5 meters
 - c. 8,5 meters
 - d. 9,5 meters
11. What does the word “Octopus” means in Greek?
- a. Monster
 - b. Fish
 - c. Dark water
 - d. Eight feet
12. The word “them” in paragraph 3 refers to the octopus _____
- a. Teeth
 - b. Enemies
 - c. Tentacles
 - d. Lobsters
13. What does octopus do to escape from its enemy?
- a. It runs
 - b. It gives out a thick dark fluid to darken the water
 - c. It swims
 - d. It stings the enemies

Read the text and answer the questions 14-18

Last week Butet visited EOS arts camp. She wrote her experience in her diary.



14. When did Butet visit EOS studio?
- a. Yesterday
 - b. This morning
 - c. This afternoon
 - d. This evening
15. Who did Butet go with?
- a. Friends
 - b. Shanti
 - c. Riko
 - d. Shanti and Riko
16. How did Butet and her friends go to the studio?
- a. On foot
 - b. By bus
 - c. By bicycle
 - d. By motorcycle

17. Which statement is TRUE based on the text? *Except* _____
- a. Butet visited EOS arts camp
 - b. Butet went EOS arts and her teacher
 - c. Butet and her friends met Shanti and Riko
 - d. Butet and her friends lunch at EOS canteen
18. What did Butet think about this visit?
- a. Tiring but very happy
 - b. Tiring and boring
 - c. Tiring and very sad
 - d. Tiring and unforgettable

Read the text and answer questions 19-20.

Bella, it's me, Thalib. I just want you to know if you will be home this evening. I want to ask you about the math homework. Please send me a text if this plan is OK with you.

Thanks

19. The text is about _____
- a. Bella's intention to stay at home
 - b. Thalib's request for Bella to send him a text this evening
 - c. Bella and Thalib's intention to do the math homework together
 - d. Thalib intention to go to Bella's house to do the math homework
20. Following statements are TRUE about the message, *except* _____
- a. Thalib asks Bella to let him know if Bella will be home this evening
 - b. Thalib and Bella are brother and sister
 - c. Thalib and Bella have math homework
 - d. Thalib has a problem with the math homework

Read the text and answer questions 21 to 25.

Last week, I and my dad went to a store. We went there to buy some candies. In the store, the candies looked so good. I would have bought a lot of them but my dad said I could only have three. I gave the store owner the money for the candies. As we left the store, I ate one of the candies. It was yummy. I hope we come back soon.

21. What kind of text is the text above?
a. Report b. Narrative c. Recount d. Descriptive
22. The generic structure of the text is ...
a. Description – identification
b. Identification – description
c. Orientation – events – Reorientation
d. Reorientation – events – Orientation
23. ‘Last week, I and my dad went to a store’.
The sentence is the ... of the text.
a. Description b. Orientation c. Identification d. Events
24. “I would have bought a lot of them but my dad said I could only have three. I gave the store owner the money for the candies. As we left the store, I ate one of the candies.”
The sentences is the ... of the text.
a. Description b. Identification c. Orientation d. Events
25. Who went to the store?
a. I and my dad b. the writer c. my dad d. the writer and his dad.

Appendix 8

Answer Keys of Pre-test

Multiple Choices

1. C. Akbar's bad experience
2. A. Akbar's parents
3. C. A bicycle race
4. B. Blowing a whistle
5. C. Lolita's uncle did
6. D. Going to her uncle's house
7. C. At 7.00
8. B. Kind
9. B. A homey education center
10. A. Improve his English
11. C. English and music lessons
12. B. Decrease
13. D. The Oak Tree
14. D. All class captains
15. C. The meeting will be done during the second break
16. C. Represented
17. A. Descriptive text
18. B. Birthday party
19. A. Lots of people are coming
20. D. Rita's friends and her family
21. A. Rohmi and her family
22. B. Work for only part of each day or week
23. C. Next to Rohmi
24. C. To describe something specifically
25. A. Identification - Description

Appendix 9

Answer Keys of Post-test

Multiple Choices

1. D. Poison for animals
2. A. Every day
3. B. Students of 8th grade
4. D. They should cross-check their assignments after the announcement
5. A. Hand in
6. D. Cuttlefish, octopus, and squid
7. C. 45 kilograms
8. D. It uses its tentacles
9. D. Squeezes it
10. C. 8,5 meters
11. D. Eight feet
12. C. Tentacles
13. B. It gives out a thick dark fluid to darken the water
14. B. This morning
15. A. Friends
16. C. By bicycle
17. B. Butet went EOS arts and her teacher
18. A. Tiring but very happy
19. B. Thalib's request for Bella to send him a text this evening
20. B. Thalib and Bella are brother and sister
21. C. Recount
22. C. Orientation – events – reorientation
23. B. Orientation
24. D. Events
25. D. The writer and his dad

Appendix 10

LESSON PLAN FOR TEACHING PRACTICE AT EXPERIMENT CLASS

School	: MTs Ni'matul Aziz Jelapat 1
Subject	: English
Class / Semester	: VIII Junior High School/I
Day / Date	: Thursday, August 24 th , 2017
Skill	: Reading
Topic	: Short Functional Text
Subtopic	: Invitation
Time Allocation	: 2 x 40 minutes
Meeting	: I

I. Standard competence

Understand the meaning of short functional text the invitation to use of daily life.

II. Core competence

Reveal the meaning and understand of the use short functional text invitation of daily life in the many sentences.

III. Indicators

- ◆ The students will be able to identify about the form of short functional text invitation
- ◆ The students will be able to understand about the form of short functional text invitation

IV. Methods

- ◆ Cooperative Learning (Pairs – Check Technique)

V. Purpose of Learning

At the end of this section students be able to:

- ◆ Use the appropriate form of short functional text invitation.
- ◆ Understand the meaning of short functional text invitation.
- ◆ Identify about the form of short functional text invitation.

VI. Teaching and Learning Process

Time	Teacher's Activity	Student Activity
10 minutes	<p>PRE ACTIVITY</p> <p>a) Greeting</p> <ul style="list-style-type: none"> • Assalamuaalaikum Wr.Wb • Hello, Good Morning Students? • How Are You This morning? <p>b) Check the present list</p> <p>c) Warming up</p> <p>d) The teacher tells about the topic</p>	<p>Expected answer</p> <p>“Wa’alaikumsalam wr.wb”</p> <p>“Hello, good morning”</p> <p>“Fine, thank you and you?”</p>
60 minutes	<p>WHILE ACTIVITY</p> <p>a) The teacher to explain about to form of invitation. And then the teacher gives example text about Birthday invitation with cards and asks the students to read the text.</p> <p>b) The teacher divides the students into groups of four students that have them work with their shoulder partner. Name one person in each pair Partner A and the other Partner B.</p> <p>c) The teacher distributes the reading material birthday invitation and its comprehensive questions to each pair in groups in the classroom.</p> <p>d) The teacher asks Partner A works the first problem or question while Partner B coaches and praises when necessary.</p> <p>e) The teacher asks partners reverse the roles.</p>	<p>The students pay attention when teacher give explain about it.</p> <p>The students choose their friends</p>

10 minutes	<p>POST ACTIVITY</p> <p>a) Concluding the lesson.</p> <ul style="list-style-type: none"> • ok students we are run out of time now, do you have any question? <p>b) The teacher gives motivation to the students.</p> <ul style="list-style-type: none"> • Always your remember ALLAH. • Keep practice • Dont forget study hard. <p>c) The teacher closes the lesson.</p> <ul style="list-style-type: none"> • See you next time, bye..Wassalamualaikum Wr.Wb. 	<ul style="list-style-type: none"> • Yes or no (mom). <p>Wa'alaikumussalam Wr.Wb</p>
---------------	---	---

VII. Equipment and Instructional Source

1. Typed Material

- Internet
- Instrument text book of other book

2. Typed Media

- White board
- Board marker
- Marker

VIII. Evaluation

To answer the reading questions about descriptive text with groups and write it on their paper

IX. Grade of Score

1. Maximum score each : 100
2. Each right answer gave 20 score/ and conditional (based the quality of student's answer)
3. Score of student : Score Final
Score maximal x 100

Tamban, August 24th, 2017

English Teacher of MTs Ni'matul Aziz

The Researcher

Muhammad Amin, S.Pd

Irma Yunita

NIM. 1301240776

Material

Invitation

A. Definition of Invitation

An invitation is a request, a solicitation, or an attempt to get another person to join you at a specific event.

B. Generic Structures

1. Invitee: Siapa yang diundang
2. Body of invitation: Isi undangan biasanya berupa hal – hal berikut ini:
 - a. Occasion: Undangan ini dibuat untuk acara apa
 - b. Day or Date: Hari dan tanggal
 - c. Time: Waktu yang ditetapkan
 - d. Place: Tempat yang diharapkan kehadirannya para undangan
3. Inviter: Siapa yang mengundang

Task

Birthday Card Invitation

To: Beni

YOU'RE INVITED!

Please come to my 14th birthday party
which will be held on:

Saturday
November 8th 2017
3 – 5 p.m

Mentari Hotel
Jl. Ahmad Yani Km. 2,3 No. 97

Please Contact (082377744422)

From,
Lina

1. Who is invited to the party?
 - a. Beni
 - b. Lina
 - c. Rina
 - d. Ryan
2. How old is Lina?
 - a. Fifteen
 - b. Thirteen
 - c. Fourteen
 - d. Eleventh
3. Who celebrate the birthday?
 - a. Beny
 - b. Lina's mom
 - c. Lina's dad
 - d. Lina
4. When will the party begin?
 - a. 3 pm
 - b. 5 pm
 - c. 4 pm
 - d. 10 pm
5. Where will the party held?
 - a. Lina's house
 - b. Mentari Hotel
 - c. Beny's house
 - d. November 8th 2017

Appendix 11

LESSON PLAN FOR TEACHING PRACTICE AT EXPERIMENT CLASS

School	: MTs Ni'matul Aziz Jelapat 1
Subject	: English
Class / Semester	: VIII Junior High School/I
Day / Date	: Thursday, August 24 th , 2017
Skill	: Reading
Topic	: Kind of Text
Subtopic	: Descriptive Text
Time Allocation	: 2 x 40 minutes
Meeting	: II

I. Standard competence

Reveal the give understanding of the descriptive text to use of daily life.

II. Core competence

Reveal the meaning and understand of the use descriptive text of daily life in the many sentence.

III. Indicators

- ◆ The students will be able to identify about the form of descriptive text
- ◆ The students will be able to understand about the form of descriptive text

IV. Methods

- ◆ Pairs – Check Technique

V. Purpose of Learning

At the end of this section students be able to:

- ◆ Use the appropriate form of descriptive text.
- ◆ Understand the meaning of descriptive text.
- ◆ Identify about the form of descriptive text.

VI. Teaching and Learning Process

Time	Teacher's Activity	Student Activity
10 minutes	<p>PRE ACTIVITY</p> <p>e) Greeting</p> <ul style="list-style-type: none"> • Assalamuaalaikum Wr.Wb • Hello, Good Morning Students? • How Are You This morning? <p>f) Check the present list</p> <p>g) Warming up</p> <p>h) The teacher tells about the topic</p>	<p>Expected answer</p> <p>“Wa’alaikumsalam wr.wb”</p> <p>“Hello, good morning”</p> <p>“Fine, thank you and you?”</p>
60 minutes	<p>WHILE ACTIVITY</p> <p>g) The teacher to explain about to form of descriptive text. And then the teacher gives example text about descriptive text at the book and asks the students to read the text.</p> <p>h) The teacher divides the students into groups of four students that have them work with their shoulder partner. Name one person in each pair Partner A and the other Partner B.</p> <p>i) The teacher distributes the reading material descriptive text and its comprehensive questions to each pair in groups in the classroom.</p> <p>j) The teacher asks Partner A works the first problem or question while Partner B coaches and praises when necessary.</p> <p>k) The teacher asks partners reverse the roles.</p>	<p>The students pay attention when teacher give explain about it.</p> <p>The students choose their friends</p>

10 minutes	<p>POST ACTIVITY</p> <p>d) Concluding the lesson.</p> <ul style="list-style-type: none"> • ok students we are run out of time now, do you have any question? <p>e) The teacher gives motivation to the students.</p> <ul style="list-style-type: none"> • Always your remember ALLAH. • Keep pracctice • Dont forget study hard. <p>f) The teacher closes the lesson.</p> <ul style="list-style-type: none"> • See you next time, bye..Wassalamualaikum Wr.Wb. 	<ul style="list-style-type: none"> • Yes or no (mom). <p style="text-align: center;">Wa'alaikumussalam Wr.Wb</p>
---------------	--	---

X. Equipment and Instructional Source

3. Typed Material

- Internet
- Instrument text book of other book

4. Typed Media

- White board
- Boardmarker
- Marker

XI. Evaluation

To answer the reading questions about descriptive text with groups and write it on their paper

XII. Grade of Score

4. Maximum score each : 100
5. Each right answer gave 20 score/ and conditional (based the quality of student's answer)
6. Score of student : Score Final
Score maximal x 100

Tamban, August 24th, 2017

English Teacher of MTs Ni'matul Aziz

The Researcher

Muhammad Amin, S.Pd

Irma Yunita

NIM. 1301240776

Material

Descriptive Text

A. Definition of Descriptive Text

Descriptive text is a text that describes the characteristics of specific thing, for example a specific person, animal, or object.

B. Generic Structures

1. Introduction

The part of that gives general information about person (name, job, and age).

2. Description

The part that describes the person in details (for example how he/she looks like, how tall, how slim/fat, his/her face shape, nose, eyes, forehead, arms, and leg)

Sometimes a descriptive text has a general comment at the end, for example: He is a good person and we love him very much

C. Language Structures

1. Simple present tense

2. Particular nouns (example: teacher, house, my rabbit, etc)

3. Adjectives (example: strong, tall, short, etc)

4. Adverbials (example: at the tree house, in the forest, etc)

Task

A. Read the following text about Singapore!

Singapore is an island city of about 4 million people. It's a beautiful city with lots of parks and open spaces. It's also a clean city.

Most of the people live in high-rise flats in different parts of the island. The business district is very modern, with lots of tall new office buildings. Singapore also has some nice older sections. In Chinatown there are rows of old shop houses. The government buildings in Singapore are very beautiful and date from the colonial days.

Singapore is famous for its shops and restaurants. There are many good shopping centers. Most of the goods are duty free. Singapore's restaurants sell Chinese, Indian, Malay, and European food, and the prices are quite reasonable.

B. Comprehension questions:

1. What is Singapore like? Is it beautiful?
Answer: _____
2. How big is the population of Singapore?
Answer: _____
3. Where do most people live?
Answer: _____
4. Is the business district an old place?
Answer: _____
5. What can we find in Chinatown?
Answer: _____

Appendix 12

LESSON PLAN FOR TEACHING PRACTICE AT EXPERIMENT CLASS

School	: MTs Ni'matul Aziz Jelapat 1
Subject	: English
Class / Semester	: VIII Junior High School/I
Day / Date	: Thursday, August 31 th , 2017
Skill	: Reading
Topic	: Kind of Text
Subtopic	: Recount Text
Time Allocation	: 2 x 40 minutes
Meeting	: III

I. Standard competency

Reveal the give understanding of the recount text to use of daily life.

II. Core competence

Respond the meaning and understand of the generic structure of recount text of daily life.

III. Indicators

- ◆ The students will be able to identify about the form of recount text
- ◆ The students will be able to understand about the form of recount text

IV. Methods

- ◆ Pairs – Check Technique

V. Purpose of Learning

At the end of this section students be able to:

- ◆ Use the appropriate form of recount text.
- ◆ Understand the meaning of recount text.

- ◆ Identify about the form of recount text.

VI. Teaching and Learning Process

Time	Teacher's Activity	Student Activity
10 minutes	<p>PRE ACTIVITY</p> <p>a) Greeting</p> <ul style="list-style-type: none"> • Assalamuaalaikum Wr.Wb • Hello, Good Morning Students? • How Are You This morning? <p>b) Check the present list</p> <p>c) Warming up</p> <p>d) The teacher tells about the topic</p>	<p>Expected answer</p> <p>“Wa’alaikumsalam wr.wb”</p> <p>“Hello, good morning”</p> <p>“Fine, thank you and you?”</p>
60 minutes	<p>WHILE ACTIVITY</p> <p>a) The teacher to explain about to form of recount text. And then the teacher gives example text about recount text at the book and asks the students to read the text.</p> <p>b) The teacher divides the students into groups of four students that have them work with their shoulder partner. Name one person in each pair Partner A and the other Partner B.</p> <p>c) The teacher distributes the reading material recount text and its comprehensive questions to each pair in groups in the classroom.</p> <p>d) The teacher asks Partner A works the first problem or question while Partner B coaches and praises when necessary.</p> <p>e) The teacher asks partners reverse the roles.</p>	<p>The students pay attention when teacher give explain about it.</p> <p>The students choose their friends</p>
10 minutes	<p>POST ACTIVITY</p> <p>a) Concluding the lesson.</p> <ul style="list-style-type: none"> • ok students we are run out of time now, do you have any question? 	<ul style="list-style-type: none"> • Yes or no (mom).

	<p>b) The teacher gives motivation to the students.</p> <ul style="list-style-type: none"> • Always your remember ALLAH. • Keep practice • Dont forget study hard. <p>c) The teacher closes the lesson.</p> <ul style="list-style-type: none"> • See you next time, bye..Wassalamualaikum <p>Wr.Wb.</p>	<p>Wa'alaikumussalam Wr.Wb</p>
--	---	------------------------------------

V. Equipment and Instructional Source

1. Typed Material

- Internet
- Instrument text book of other book

2. Typed Media

- White board
- Board marker
- Marker

VI. Evaluation

To answer the reading questions about recount text with groups/pairs and wrote it on their paper.

VII. Grade of Score

Maximum score each : 100

Each right answer gave 20 score/ and conditional (based the quality of student's answer)

Score of student : $\frac{\text{Score Final}}{\text{Score maximal}} \times 100$

Tamban, August 26th, 2017

English Teacher of MTs Ni'matul Aziz

The Researcher

Muhammad Amin, S.Pd

Irma Yunita

NIM. 1301240776

Material

Recount Text

A. Definition of Recount Text

Recount text is a text about tell or re-tell about something in the past, like experience, history, etc.

B. Generic Structures of Recount Text

1. Orientation
2. Event
3. Re-orientation

C. The goals/aims of Recount Text

1. To tell the story in the past
2. To retell the story

D. The characteristics of Recount Text

1. Use simple past tense
2. Use action verbs
3. Use adverbs
4. Use thinking verbs

Task

A. Choose the correct answer by crossing (x) a, b, c, or d!

Vacation to Surabaya

Last holiday, I went to Surabaya with my friend for vacation. We went there on a night bus.

When we arrived in Lamongan, the bus stopped at a small restaurant for a rest. I got off the bus to get a cup of ginger tea, and my friend drank some cold lemonade. Then I went to the toilet. It took only a few minutes.

When I came out again, the bus was not there. It had gone! My friend was not there too. Feeling shocked and confused, I asked a waitress about the bus. She said that the bus departed about five minutes ago.

I tried to call my friend on my cell phone, but the battery was running low.

I could not do anything but hope and pray. After several minutes, my wish came true. The bus came back! I got on the bus and walked to my seat.

I was so ashamed when everybody on the bus looked at me. I could feel my face turn red.

1. What is the topic of the text above?
 - a. My vacation
 - b. Vacation to Surabaya
 - c. vacation with family
 - d. vacation to foreign country
2. What did the writer do when the bus stop for rest in Lamongan?
 - a. The writer bought some souvenirs
 - b. The writer drank some cold lemonade
 - c. The writer went to the toilet
 - d. The writer got off the bus to get a cup of ginger tea
3. What did the writer feel when the bus is not there?
 - a. Ashamed
 - b. Shocked and confused
 - c. sad and angry
 - d. disappointed
4. How many friend that the writer had to join the vacation?
 - a. One
 - b. two
 - c. three
 - d. four
5. ... The bus was not there. It had gone!
The word it in paragraph three refers to?
 - a. The writer
 - b. The writer's friend
 - c. the bus
 - d. the waitress

Appendix 13

LESSON PLAN FOR TEACHING PRACTICE AT CONTROL CLASS

School	: MTs Ni'matul Aziz Jelapat 1
Subject	: English
Class / Semester	: VIII Junior High School/I
Day / Date	: Saturday, August 12 th , 2017
Skill	: Reading
Topic	: Short Functional Text
Subtopic	: Invitation
Time Allocation	: 2 x 40 minutes
Meeting	: I

I. Standard competence

Understand the meaning of short functional text the invitation to use of daily life.

II. Core competence

Reveal the meaning and understand of the use short functional text invitation of daily life in the many sentences.

III. Indicators

- ◆ The students will be able to identify about the form of short functional text invitation
- ◆ The students will be able to understand about the form of short functional text invitation

IV. Methods

- ◆ Conventional method

V. Purpose of Learning

At the end of this section students be able to:

- ◆ Use the appropriate form of short functional text invitation.
- ◆ Understand the meaning of short functional text invitation.
- ◆ Identify about the form of short functional text invitation.

VI. Teaching and Learning Process

Time	Teacher's Activity	Student Activity
10 minutes	<p>PRE ACTIVITY</p> <p>a) Greeting</p> <ul style="list-style-type: none"> • Assalamuaalaikum Wr.Wb • Hello, Good Morning Students? • How Are You This morning? <p>b) Check the present list</p> <p>c) Warming up</p> <p>d) The teacher tells about the topic</p>	<p>Expected answer</p> <p>“Wa’alaikumsalam wr.wb”</p> <p>“Hello, good morning”</p> <p>“Fine, thank you and you?”</p>
60 minutes	<p>WHILE ACTIVITY</p> <p>a) The teacher to explain about to form of invitation. And then the teacher gives example text about Birthday invitation with cards and asks the students to read the text.</p> <p>b) The teacher asks the students to find the meaning of some difficulty vocabulary related to the text.</p> <p>c) The teacher asks the students to comprehend the social function/ the goal of invitation.</p> <p>d) The teacher asks some comprehensive questions related to the text in order to check the students’ understanding about the text</p> <p>e) The students do exercise on the textbook</p>	<p>The students pay attention when teacher give explain about it.</p> <p>The students choose their friends</p>
10 minutes	<p>POST ACTIVITY</p> <p>d) Concluding the lesson.</p> <ul style="list-style-type: none"> • ok students we are run out of time now, do you have any question? <p>e) The teacher gives motivation</p>	

	<p>to the students.</p> <ul style="list-style-type: none"> • Always your remember ALLAH. • Keep practice • Dont forget study hard. <p>f) The teacher closes the lesson.</p> <ul style="list-style-type: none"> • See you next time, bye..Wassalamualaikum Wr.Wb. 	<ul style="list-style-type: none"> • Yes or no (mom). <p>Wa'alaikumussalam Wr.Wb</p>
--	--	---

VII. Equipment and Instructional Source

1. Material

- Internet
- Instrument text book of other book

2. Typed Media

- White board
- Board marker
- Marker

VIII. Evaluation

To answer the reading questions about invitation with individually and write it on their paper

IX. Grade of Score

Maximum score each : 100

Each right answer gave 20 score/ and conditional (based the quality of student's answer)

Score of student : $\frac{\text{Score Final}}{\text{Score maximal}} \times 100$

Tamban, August 12th, 2017

English Teacher of MTs Ni'matul Aziz

The Researcher

Muhammad Amin, S.Pd

Irma Yunita

NIM. 1301240776

Material

Invitation

A. Definition of Invitation

An invitation is a request, a solicitation, or an attempt to get another person to join you at a specific event.

B. Generic Structures

1. Invitee: Siapa yang diundang
2. Body of invitation: Isi undangan biasanya berupa hal – hal berikut ini:
 - a. Occasion: Undangan ini dibuat untuk acara apa
 - b. Day or Date: Hari dan tanggal
 - c. Time: Waktu yang ditetapkan
 - d. Place: Tempat yang diharapkan kehadirannya para undangan
 - e. Inviter: Siapa yang mengundang

Task

Birthday Card Invitation

To: Beni

YOU'RE INVITED!

Please come to my 14th birthday party
which will be held on:

Saturday
November 8th 2017
3 – 5 p.m

Mentari Hotel
Jl. Ahmad Yani Km. 2,3 No. 97

Please Contact (082377744422)

From,
Lina

6. Who is invited to the party?
 - c. Beni
 - d. Lina
 - c. Rina
 - d. Ryan

7. How old is Lina?
 - c. Fifteen
 - d. Thirteen
 - c. Fourteen
 - d. Eleventh

8. Who celebrate the birthday?
 - c. Beny
 - d. Lina's mom
 - c. Lina's dad
 - d. Lina

9. When will the party begin?
 - c. 3 pm
 - d. 5 pm
 - c. 4 pm
 - d. 10 pm

10. Where will the party held?
 - c. Lina's house
 - d. Mentari Hotel
 - c. Beny's house
 - d. November 8th 2017

Appendix 14

LESSON PLAN FOR TEACHING PRACTICE AT CONTROL CLASS

School	: MTs Ni'matul Aziz Jelapat 1
Subject	: English
Class / Semester	: VIII Junior High School/I
Day / Date	: Thursday, August 24 th , 2017
Skill	: Reading
Topic	: Kind of Text
Subtopic	: Descriptive Text
Time Allocation	: 2 x 40 minutes
Meeting	: II

I. Standard competence

Reveal the give understanding of the descriptive text to use of daily life.

II. Core competence

Reveal the meaning and understand of the use descriptive text of daily life in the many sentence.

III. Indicators

- ◆ The students will be able to identify about the form of descriptive text
- ◆ The students will be able to understand about the form of descriptive text

IV. Methods

- ◆ Conventional Method

V. Purpose of Learning

At the end of this section students be able to:

- ◆ Use the appropriate form of descriptive text.
- ◆ Understand the meaning of descriptive text.
- ◆ Identify about the form of descriptive text.

VI. Teaching and Learning Process

Time	Teacher's Activity	Student Activity
10 minutes	<p>PRE ACTIVITY</p> <p>a) Greeting</p> <ul style="list-style-type: none"> • Assalamuaalaikum Wr.Wb • Hello, Good Morning Students? • How Are You This morning? <p>b) Check the present list</p> <p>c) Warming up</p> <p>d) The teacher tells about the topic</p>	<p>Expected answer</p> <p>“Wa’alaikumsalam wr.wb”</p> <p>“Hello, good morning”</p> <p>“Fine, thank you and you?”</p>
60 minutes	<p>WHILE ACTIVITY</p> <p>a) The teacher to explain about to form of descriptive text. And then the teacher gives example text about descriptive text and asks the students to read the text.</p> <p>b) The teacher asks the students to find the meaning of some difficulty vocabulary related to the text.</p> <p>c) The teacher asks the students to comprehend the social function/ the goal of invitation.</p> <p>d) The teacher asks some comprehensive questions related to the text in order to check the students’ understanding about the text</p> <p>e) The students do exercise on the textbook</p> <p>POST ACTIVITY</p> <p>a) Concluding the lesson.</p> <ul style="list-style-type: none"> • ok students we are run out 	<p>The students pay attention when teacher give explain about it.</p> <p>The students choose their friends</p>

10 minutes	<p>of time now, do you have any question?</p> <p>b) The teacher gives motivation to the students.</p> <ul style="list-style-type: none"> • Always your remember ALLAH. • Keep practice • Dont forget study hard. <p>c) The teacher closes the lesson.</p> <ul style="list-style-type: none"> • See you next time, bye..Wassalamualaikum Wr.Wb. 	<ul style="list-style-type: none"> • Yes or no (mom). <p>Wa'alaikumussalam Wr.Wb</p>
------------	--	---

VII. Equipment and Instructional Source

1. Typed Material

- Internet
- Instrument text book of other book

2. Typed Media

- White board
- Board marker
- Marker

VIII. Evaluation

To answer the reading questions about descriptive text with individually and write it on the textbook

IX. Grade of Score

Maximum score each : 100

Each right answer gave 20 score/ and conditional (based the quality of student's answer)

Score of student : $\frac{\text{Score Final}}{\text{Score maximal}} \times 100$

Tamban, August 24th, 2017

English Teacher of MTs Ni'matul Aziz

The Researcher

Muhammad Amin, S.Pd

Irma Yunita

NIM. 1301240776

Material

Descriptive Text

A. Definition of Descriptive Text

Descriptive text is a text that describes the characteristics of specific thing, for example a specific person, animal, or object.

B. Generic Structures

1. Introduction

The part of that gives general information about person (name, job, and age).

2. Description

The part that describes the person in details (for example how he/she looks like, how tall, how slim/fat, his/her face shape, nose, eyes, forehead, arms, and leg)

Sometimes a descriptive text has a general comment at the end, for example: He is a good person and we love him very much

3. Language Structures

a. Simple present tense

b. Particular nouns (example: teacher, house, my rabbit, etc)

c. Adjectives (example: strong, tall, short, etc)

d. Adverbials (example: at the tree house, in the forest, etc)

Task

A. Read the following text about Singapore!

Singapore is an island city of about 4 million people. It's a beautiful city with lots of parks and open spaces. It's also a clean city.

Most of the people live in high-rise flats in different parts of the island. The business district is very modern, with lots of tall new office buildings. Singapore also has some nice older sections. In Chinatown there are rows of old shop houses. The government buildings in Singapore are very beautiful and date from the colonial days.

Singapore is famous for its shops and restaurants. There are many good shopping centers. Most of the goods are duty free. Singapore's restaurants sell Chinese, Indian, Malay, and European food, and the prices are quite reasonable.

B. Comprehension questions:

1. What is Singapore like? Is it beautiful?

Answer: _____

2. How big is the population of Singapore?

Answer: _____

3. Where do most people live?

Answer: _____

4. Is the business district an old place?

Answer: _____

5. What can we find in Chinatown?

Answer: _____

Appendix 15

LESSON PLAN FOR TEACHING PRACTICE AT CONTROL CLASS

School	: MTs Ni'matul Aziz Jelapat 1
Subject	: English
Class / Semester	: VIII Junior High School/I
Day / Date	: Saturday, August 26 th , 2017
Skill	: Reading
Topic	: Kind of Text
Subtopic	: Recount Text
Time Allocation	: 2 x 40 minutes
Meeting	: III

I. Standard competency

Reveal the give understanding of the recount text to use of daily life.

II. Core competence

Respond the meaning and understand of the generic structure of recount text of daily life.

III. Indicators

- ◆ The students will be able to identify about the form of recount text
- ◆ The students will be able to understand about the form of recount text

IV. Methods

- ◆ Conventional Method

V. Purpose of Learning

At the end of this section students be able to:

- ◆ Use the appropriate form of recount text.

- ◆ Understand the meaning of recount text.
- ◆ Identify about the form of recount text.

VI. Teaching and Learning Process

Time	Teacher's Activity	Student Activity
10 minutes	<p>PRE ACTIVITY</p> <p>a) Greeting</p> <ul style="list-style-type: none"> • Assalamuaalaikum Wr.Wb • Hello, Good Morning Students? • How Are You This morning? <p>b) Check the present list</p> <p>c) Warming up</p> <p>d) The teacher tells about the topic</p>	<p>Expected answer</p> <p>“Wa’alaikumsalam wr.wb”</p> <p>“Hello, good morning”</p> <p>“Fine, thank you and you?”</p>
60 minutes	<p>WHILE ACTIVITY</p> <p>a) The teacher to explain about to form of recount text. And then the teacher gives example text about recount text at the book and asks the students to read the text.</p> <p>b) The teacher asks the students to find the meaning of some difficulty vocabulary related to the text.</p> <p>c) The teacher asks the students to comprehend the social function/ the goal of recount text.</p> <p>d) The teacher asks some comprehensive questions related to the text in order to check the students’ understanding about the text</p> <p>e) The students do exercise on the textbook</p>	<p>The students pay attention when teacher give explain about it.</p> <p>The students choose their friends</p>
10 minutes	<p>POST ACTIVITY</p> <p>a) Concluding the lesson.</p> <ul style="list-style-type: none"> • ok students we are run out of time now, do you have any question? <p>b) The teacher gives motivation to the students.</p>	

	<ul style="list-style-type: none"> • Always your remember ALLAH. <p>Keep practice</p> <ul style="list-style-type: none"> • Dont forget study hard. <p>c) The teacher closes the lesson.</p> <ul style="list-style-type: none"> • See you next time, bye..Wassalamualaikum Wr.Wb. 	<ul style="list-style-type: none"> • Yes or no (mom). <p>Wa'alaikumussalam Wr.Wb</p>
--	---	---

VII. Equipment and Instructional Source

1. Typed Material

- Internet
- Instrument text book of other book

2. Typed Media

- White board
- Boardmarker
- Marker

VIII. Evaluation

To answer the reading questions about recount text with individual and wrote it on their textbook.

IX. Grade of Score

Maximum score each : 100

Each right answer gave 20 score/ and conditional (based the quality of student's answer)

Score of student : $\frac{\text{Score Final}}{\text{Score maximal}} \times 100$

Tamban, August 26th, 2017

English Teacher of MTs Ni'matul Aziz

The Researcher

Muhammad Amin, S.Pd

Irma Yunita

NIM. 1301240776

Material

Recount Text

A. Definition of Recount Text

Recount text is a text about tell or re-tell about something in the past, like experience, history, etc.

B. Generic Structures of Recount Text

1. Orientation
2. Event
3. Re-orientation

C. The goals/aims of Recount Text

1. To tell the story in the past
2. To retell the story

D. The characteristics of Recount Text

1. Use simple past tense
2. Use action verbs
3. Use adverbs
4. Use thinking verbs

Task

A. Choose the correct answer by crossing (x) a, b, c, or d!

Vacation to Surabaya

Last holiday, I went to Surabaya with my friend for vacation. We went there on a night bus.

When we arrived in Lamongan, the bus stopped at a small restaurant for a rest. I got off the bus to get a cup of ginger tea, and my friend drank some cold lemonade. Then I went to the toilet. It took only a few minutes.

When I came out again, the bus was not there. It had gone! My friend was not there too. Feeling shocked and confused, I asked a waitress about the bus. She said that the bus departed about five minutes ago.

I tried to call my friend on my cell phone, but the battery was running low.

I could not do anything but hope and pray. After several minutes, my wish came true. The bus came back! I got on the bus and walked to my seat.

I was so ashamed when everybody on the bus looked at me. I could feel my face turn red.

1. What is the topic of the text above?
 - a. My vacation
 - b. Vacation to Surabaya
 - c. vacation with family
 - d. vacation to foreign country
2. What did the writer do when the bus stop for rest in Lamongan?
 - a. The writer bought some souvenirs
 - b. The writer drank some cold lemonade
 - c. The writer went to the toilet
 - d. The writer got off the bus to get a cup of ginger tea
3. What did the writer feel when the bus is not there?
 - a. Ashamed
 - b. Shocked and confused
 - c. sad and angry
 - d. disappointed
4. How many friend that the writer had to join the vacation?
 - a. One
 - b. two
 - c. three
 - d. four
5. ... The bus was not there. It had gone!
The word it in paragraph three refers to?
 - a. The writer
 - b. The writer's friend
 - c. the bus
 - d. the waitress

Appendix 16

Mean calculation of the post test in experiment class (VIII A)

No.	NAME	Score(x)	$ y-\bar{y} $	$ y-\bar{y} ^2$
1	Abdul Hadi	76	3.33	11.0889
2	Ahmadi	44	-28.67	821.9689
3	Aisyah	80	7.33	53.7289
4	Bahrul Ilmi	60	-12.67	160.5289
5	Fina Ulfiana	76	3.33	11.0889
6	Fitri Zubaidah	64	-8.67	75.1689
7	Haris Fadillah	88	15.33	235.0089
8	Iqbal Baihaqi	88	15.33	235.0089
9	Khairunnisa	72	-0.67	0.4489
10	M. Idris	72	-0.67	0.4489
11	Mahfuzah	60	-12.67	160.5289
12	Mifta Azura Fitri	72	-0.67	0.4489
13	Muhammad Latif	76	3.33	11.0889
14	Muhammad Taufik Hidayat	64	-8.67	75.1689
15	Nazmi Firna Dewi	68	-4.67	21.8089
16	Nella Azwarini Asy Syifa	68	-4.67	21.8089
17	Normasari	68	-4.67	21.8089
18	Novita Sari	68	-4.67	21.8089
19	Putri Melati	76	3.33	11.0889
20	Rabiatul Adawiyah	72	-0.67	0.4489
21	Rahmad Dwi Prasetyo	72	-0.67	0.4489
22	Rahmawati	72	-0.67	0.4489
23	Rasyidah	92	19.33	373.6489
24	Sadikin	72	-0.67	0.4489
25	Saidah	72	-0.67	0.4489
26	Semara Lisandi	84	11.33	128.3689
27	Zaini	68	-4.67	21.8089
28	Zauhar Latifah	88	15.33	235.0089
29	Saibah	76	3.33	11.0889
30	Habibah	72	-0.67	0.4489
	Σ	2180		2722.667

Appendix 17

Mean calculation of the post test in control class (VIII B)

No.	Name	Score (y)	$ y-\bar{y} $	$ y-\bar{y} ^2$
1	Afrida Amanda Fazira	80	23.33	544.4444
2	Shinta	44	-12.67	160.4444
3	M. Noor Arifin	60	3.33	11.11111
4	M.Syaiful Rahman	36	-20.67	427.1111
5	Muhammad Arbani	72	15.33	235.1111
6	Muhammad Rizky Haytami	32	-24.67	608.4444
7	Atma Fathal Hadi	52	-4.67	21.77778
8	Muhammad Risky	52	-4.67	21.77778
9	Gazali Rahman	52	-4.67	21.77778
10	Jumadi	72	15.33	235.1111
11	Ahmadi Usman	72	15.33	235.1111
12	Abdul Wahid	36	-20.67	427.1111
13	M.Wisnu Subakti	84	27.33	747.1111
14	Ahmad Syahbani	60	3.33	11.11111
15	Norhalida	40	-16.67	277.7778
16	Nisa Aulia	40	-16.67	277.7778
17	Syahdah	44	-12.67	160.4444
18	Halisah	40	-16.67	277.7778
19	Mahmudah	52	-4.67	21.77778
20	Linda	40	-16.67	277.7778
21	Aulia Rif'ah	44	-12.67	160.4444
22	Vionita Dwi Ningrum	64	7.33	53.77778
23	Sylvana Rosita Wulandari	92	35.33	1248.444
24	Rahmawati	92	35.33	1248.444
25	Ahmad Muhibin	84	27.33	747.1111
26	Nizam Hamid	68	11.33	128.4444
27	Muhammad Fikriannoor	44	-12.67	160.4444
28	Muhammad Sandy	64	7.33	53.77778
29	Wahyu Kurniawan	52	-4.67	21.77778
30	Muhammad Alan	36	-20.67	427.1111
	Σ	1700		9250.667

Appendix 18

TABEL NILAI “t” UNTUK BERBAGAI df (db)

Df atau db	Harga kritik “t” pada taraf signifikansi	
	5%	1%
(1)	(2)	(3)
1	12,71	63,60
2	4,30	9,92
3	3,18	5,84
4	2,78	4,00
5	2,57	4,03
6	2,45	3,71
7	2,36	3,50
8	2,31	3,36
9	2,26	3,25
10	2,23	3,25
11	2,20	3,11
12	2,18	3,06
13	2,16	3,01
14	2,14	2,98
15	2,13	2,95
16	2,12	2,92
17	2,11	2,90
18	2,10	2,88
19	2,09	2,86
20	2,09	2,84
21	2,08	2,83
22	2,07	2,82
23	2,07	2,81

Bersambung

(1)	(2)	(3)
24	2,06	2,80
25	2,06	2,79
26	2,06	2,78
27	2,05	2,77
28	2,05	2,76
29	2,04	2,76
30	2,04	2,75
35	2,03	2,72
40	2,02	2,71
45	2,02	2,69
50	2,01	2,68
60	2,00	2,65
70	2,00	2,65
80	1,99	2,64
90	1,99	2,63
100	1,98	2,63
125	1,98	2,62
150	1,98	2,61
200	1,97	2,60
300	1,97	2,59
400	1,97	2,59
500	1,96	2,59
1000	1,96	2,58

(Source: Murdan, 2005, p.190)

Appendix 19

Rumus Effect Size

Pearson's r

$$r = \sqrt{\frac{t^2}{t^2 + df}}$$

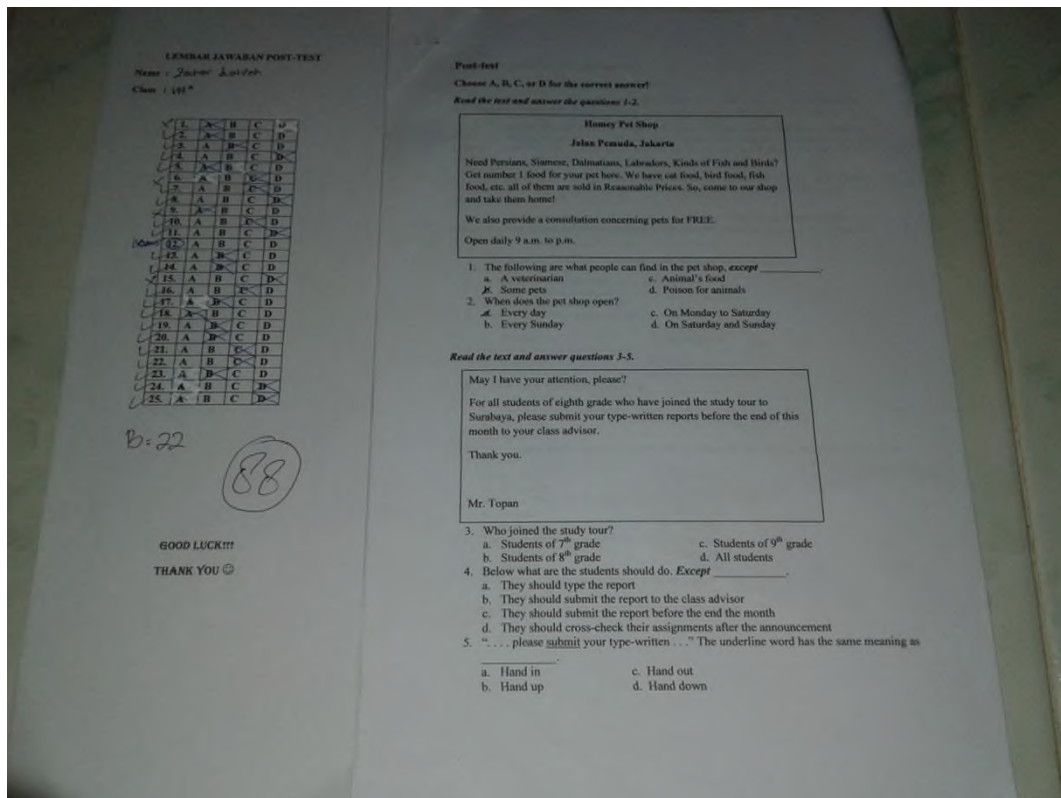
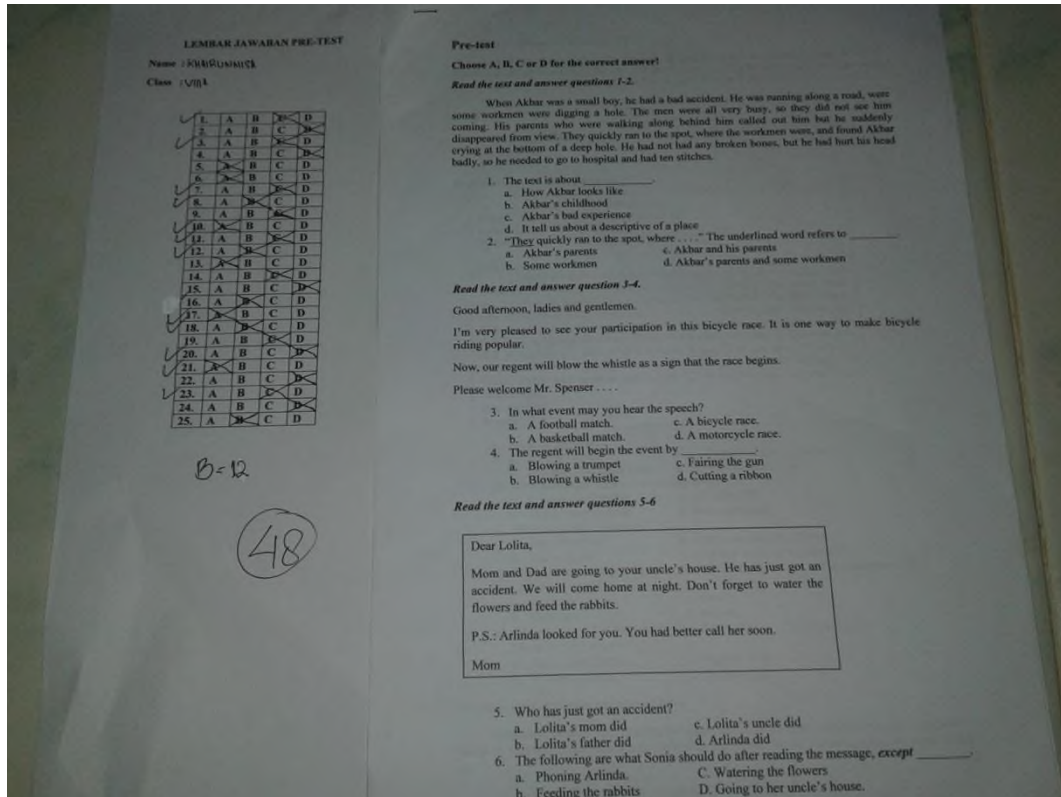
**Pictures of learning process at experiment class and control class at MTs
Ni'matul Aziz Jelapat 1**







Pictures of students' pre – test and post - test sheet



CURRICULUM VITAE

1. Name : Irma Yunita
2. Place / Birth : Tabunganen, July 01st 1994
3. Religion : Islam
4. Nationally : Indonesia
5. Marital Status : Single
6. Address : Jl. Kemiri Rt. 22 Rw. 02 Gatot Sobroto IV Kel.
Kebun Bunga Kec. Banjarmasin Timur
7. Education :
 - a. SDN Sungai Teras (2006)
 - b. SMPN 1 Tabunganen (2009)
 - c. SMAN 1 TAMBAN (2012)
 - d. S1 English Education Department of Tarbiyah and Teachers
Training Faculty of Antasari State Islamic University (UIN)
Banjarmasin (2018)
8. Parents :
 - a. Father's Name: Moh. Hasani
 - b. Mother's Name: Darmawati
9. Siblings :
 - a. Hendra Cipta
 - b. Nurkhalisa