

SCORE PRE-POST EXPERIMENT CLASS

No	Name's Student	Pretest	posttest
1	Ahmad Alfiannor	70	60
2	Aldi Aditya Sarman	70	90
3	Annisa Mardiaty A.	50	95
4	Devi	50	70
5	Erniwati	85	90
6	Fathurrahman	75	76
7	Fatimah	90	98
8	Fera Aulia Dewi	90	98
9	Hamida Ariani	70	75
10	Hamjah	70	65
11	Helda	70	60
12	Lisda	80	80
13	M. Jainal Abidin	60	83
14	M. Ramadhan	60	88
15	Mariatul Qibtiah	60	75
16	Muhammad Agung B.	50	70
17	Muhammad Ghazali R.	75	100
18	Muhammad Noval H.D	65	95
19	Muhammad Raihan	75	65
20	Muhammad Subhan	55	83
21	Muhammad Syafe'i	80	80
22	Mujahidin	70	100
23	Muslimah	65	88
24	Nur Aulia Rahmi	55	70
25	Nurul Alpi	75	76
26	Raida Adha	65	100
27	Syaidillah Rahman	78	100
28	Tina Ariani	78	100
29	Yati Octavia	80	80
	jumlah	2016	2410
	Rata-rata	69,51724	83,10345

SCORE TREATMENT EXPERIMENT CLASS

No	Name's Student	T1	T2	T3	T4	Jumlah	Rata-rata
1	Ahmad Alfiannor	90	90	80	60	320	80
2	Aldi Aditya Sarman	90	90	80	84	344	86
3	Annisa Mardiaty A.	90	90	0	90	270	67,5
4	Devi	90	96	0	70	256	64
5	Erniwati	50	90	80	85	305	76,25
6	Fathurrahman	52	0	80	75	207	51,75
7	Fatihah	90	96	76	90	352	88
8	Fera Aulia Dewi	90	95	85	90	360	90
9	Hamida Ariani	90	96	87	70	343	85,75
10	Hamjah	60	90	74	65	289	72,25
11	Helda	92	94	90	60	336	84
12	Lisda	75	96	0	80	251	62,75
13	M. Jainal Abidin	0	0	90	83	173	43,25
14	M. Ramadhan	75	96	90	83	344	86
15	Mariatul Qibtiah	80	95	95	70	340	85
16	Muhammad A.B.	83	0	72	70	225	56,25
17	Muhammad G.R	85	95	95	100	375	93,75
18	Muhammad N. H. D.	92	90	0	90	272	68
19	Muhammad Raihan	0	90	70	65	225	56,25
20	Muhammad Subhan	85	96	72	83	336	84
21	Muhammad Syafe'i	85	0	97	80	262	65,5
22	Mujahidin	93	0	0	100	193	48,25
23	Muslimah	88	82	100	84	354	88,5
24	Nur Aulia Rahmi	95	100	75	70	340	85
25	Nurul Alpi	95	100	100	75	370	92,5
26	Raida Adha	100	0	0	100	200	50
27	Syaidillah Rahman	100	100	100	98	398	99,5
28	Tina Ariani	100	95	75	98	368	92
29	Yati Octavia	88	100	72	80	340	85
	Jumlah	2303	2162	1935	2348	8748	2187
	Rata-rata	79,41379	74,55172	66,72414	80,96551724	301,6552	75,41379

PRE-POST CONTROL CLASS

No	Name's Student	Pre	Post
1	Ahmad Marzuki	70	75
2	Ahmad Rifani	80	75
3	Aina Rahimah	70	65
4	Annisa Nabila	80	90
5	Dina	70	70
6	Faujiah Fajriah	47	96
7	Gusti Ahmad A.	48	86
8	Hamdah	70	86
9	Herlina	70	90
10	Kipli	75	0
11	M. Aldi Hendrawan	80	0
12	M. Sayrussalam	48	0
13	Maulida	75	55
14	Muhammad Badali	50	0
15	Muhammad Elyas	75	0
16	Muhammad Kaspul A.	75	0
17	Muhammad Latif	76	0
18	Muhammad Nur H.A.	50	0
19	Muhammad Shadiq	55	0
20	Muhammad Sibaloihi	80	70
21	Muhammmad Rizky F.	76	83
22	Ninda Audina	78	98
23	Noor Annisa	60	90
24	Nor Laila	80	92
25	Nur Haliza	68	75
26	Nur Hidayah	80	83
27	Rabiatul Safitri	80	98
28	Rahimah	80	55
29	Rahmaniah	80	92
30	Rahmi Sawaliyah	80	75
31	Rezkiannor	80	75
32	Siti Rifka Ilahiah	68	96
33	Wahyu Hidayat	80	65
34	Yusran Zain	78	0
	Jumlah	2412	1935
	rata-rata	70,94118	56,91176

SCORE TREATMENT CONTROL CLASS

No	Name's Student	T1	T2	T3	T4	Jumlah	Rata-rata
1	Ahmad Marzuki	78	0	60	80	218	54,5
2	Ahmad Rifani	88	80	75	83	326	81,5
3	Aina Rahimah	78	85	75	65	303	75,75
4	Annisa Nabila	86	65	62	90	303	75,75
5	Dina	85	85	75	70	315	78,75
6	Faujiah Fajriah	50	92	70	98	310	77,5
7	Gusti Ahmad A.	45	90	0	88	223	55,75
8	Hamdah	50	85	90	88	313	78,25
9	Herlina	85	75	90	90	340	85
10	Kipli	85	0	75	0	160	40
11	M. Aldi Hendrawan	86	0	75	0	161	40,25
12	M. Sayrussalam	0	0	80	0	80	20
13	Maulida	78	0	92	55	225	56,25
14	Muhammad Badali	60	0	0	0	60	15
15	Muhammad Elyas	60	0	80	0	140	35
16	Muhammad Kaspul A.	85	0	92	0	177	44,25
17	Muhammad Latif	78	90	95	0	263	65,75
18	Muhammad Nur H.A.	65	0	80	0	145	36,25
19	Muhammad Shadiq	65	0	95	0	160	40
20	Muhammad Sibaloihi	88	80	80	70	318	79,5
21	Muhammmad Rizky F.	78	0	73	86	237	59,25
22	Ninda Audina	85	75	95	100	355	88,75
23	Noor Annisa	65	65	70	90	290	72,5
24	Nor Laila	88	78	80	92	338	84,5
25	Nur Haliza	65	0	95	78	238	59,5
26	Nur Hidayah	88	92	88	86	354	88,5
27	Rabiatul Safitri	86	80	82	100	348	87
28	Rahimah	86	92	88	55	321	80,25
29	Rahmaniah	86	78	82	96	342	85,5
30	Rahmi Sawaliyah	88	80	85	78	331	82,75
31	Rezkiannor	86	0	86	80	252	63
32	Siti Rifka Ilahiah	75	75	88	96	334	83,5
33	Wahyu Hidayat	88	0	98	65	251	62,75
34	Yusran Zain	85	0	0	0	85	21,25
	Jumlah	2544	1542	2551	1979	8616	2154
	Rata-rata	74,82353	45,35294	75,0294118	58,20588	253,4118	63,35294

Frequencies pretest experiment

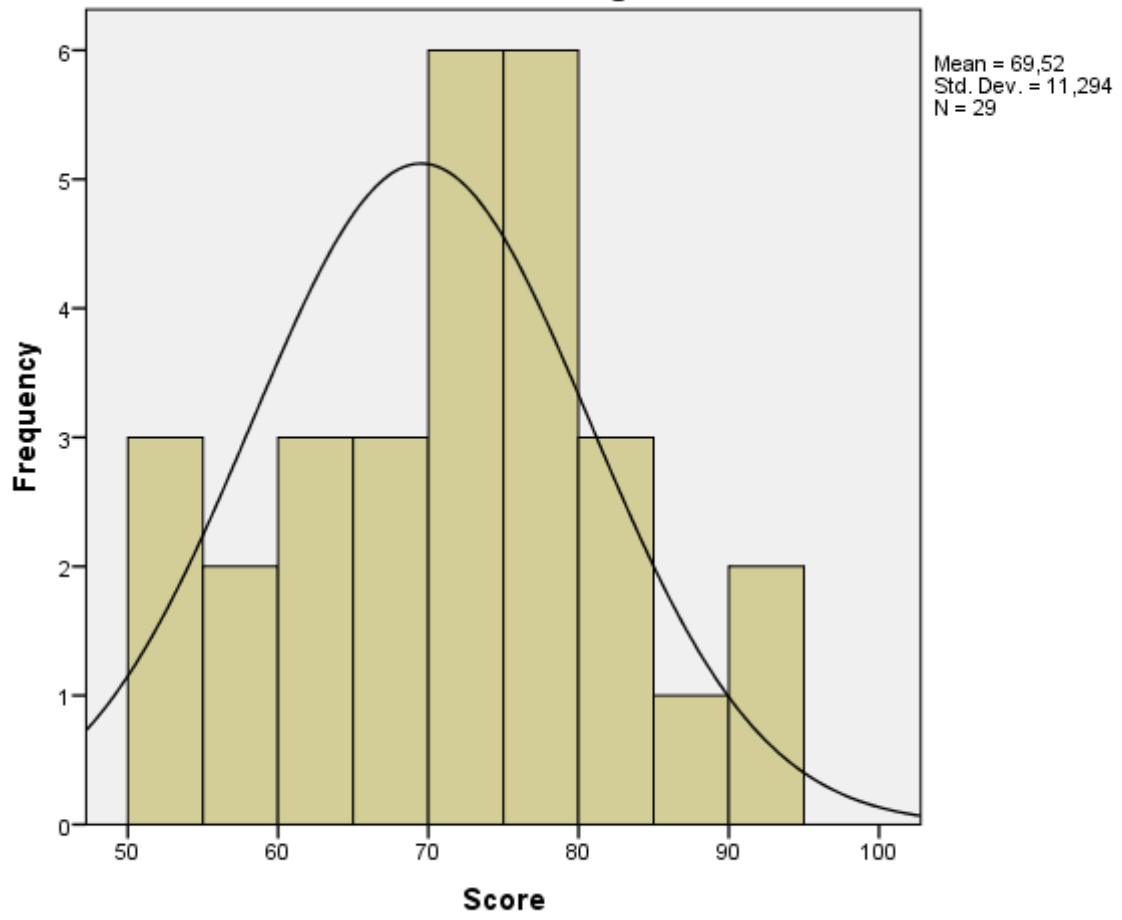
Score

N	Valid	29
	Missing	5
Mean		69,52
Median		70,00
Mode		70
Std. Deviation		11,294
Variance		127,544
Range		40
Minimum		50
Maximum		90
Sum		2016

Score

		Frequency	Percent	Valid Percent	Cumulative Percent
Valid	50	3	8,8	10,3	10,3
	55	2	5,9	6,9	17,2
	60	3	8,8	10,3	27,6
	65	3	8,8	10,3	37,9
	70	6	17,6	20,7	58,6
	75	4	11,8	13,8	72,4
	78	2	5,9	6,9	79,3
	80	3	8,8	10,3	89,7
	85	1	2,9	3,4	93,1
	90	2	5,9	6,9	100,0
	Total	29	85,3	100,0	
Missing	System	5	14,7		
Total		34	100,0		

Histogram



Frequencies pretest control

Statistics

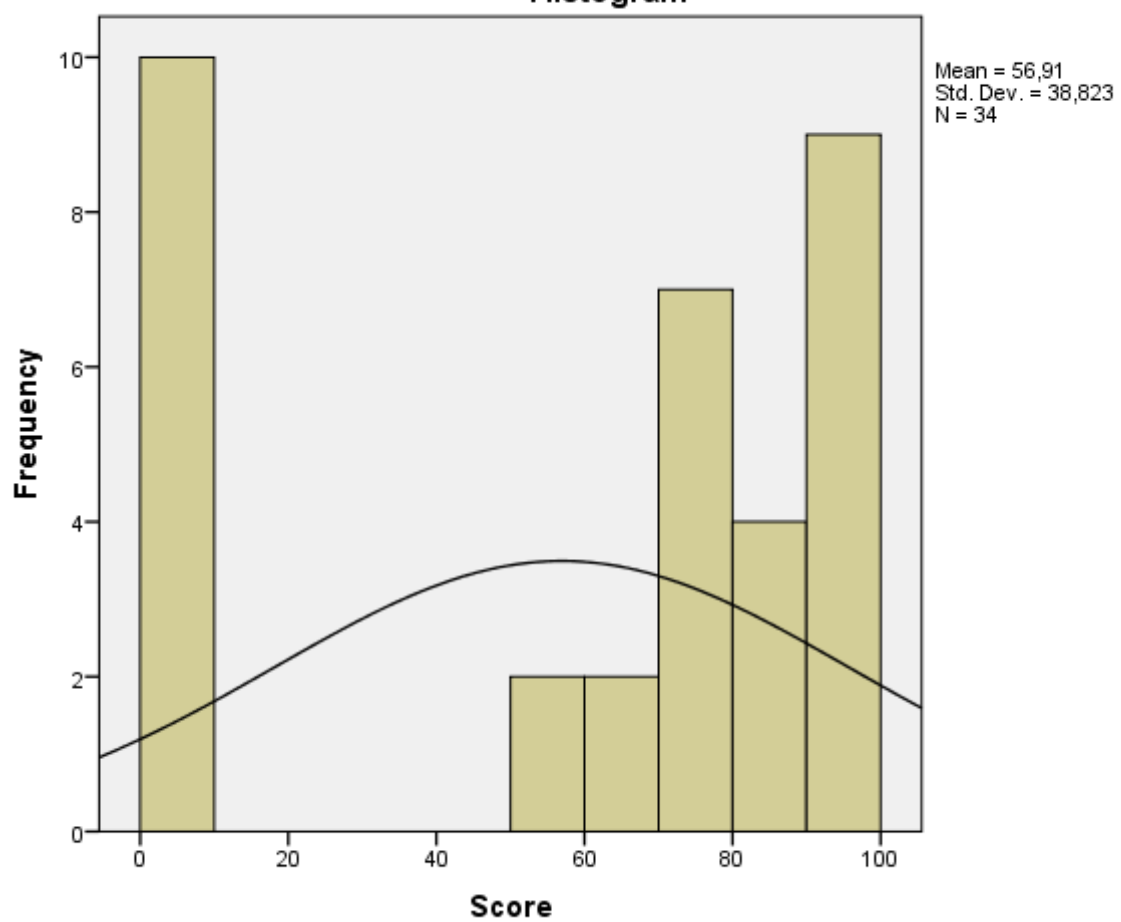
Score

N	Valid	34
	Missing	0
Mean		56,91
Median		75,00
Mode		0
Std. Deviation		38,823
Variance		1507,234
Range		98
Minimum		0
Maximum		98
Sum		1935

Score

		Frequency	Percent	Valid Percent	Cumulative Percent
Valid	0	10	29,4	29,4	29,4
	55	2	5,9	5,9	35,3
	65	2	5,9	5,9	41,2
	70	2	5,9	5,9	47,1
	75	5	14,7	14,7	61,8
	83	2	5,9	5,9	67,6
	86	2	5,9	5,9	73,5
	90	3	8,8	8,8	82,4
	92	2	5,9	5,9	88,2
	96	2	5,9	5,9	94,1
	98	2	5,9	5,9	100,0
	Total	34	100,0	100,0	

Histogram



Frequencies posttest experiment

Statistics

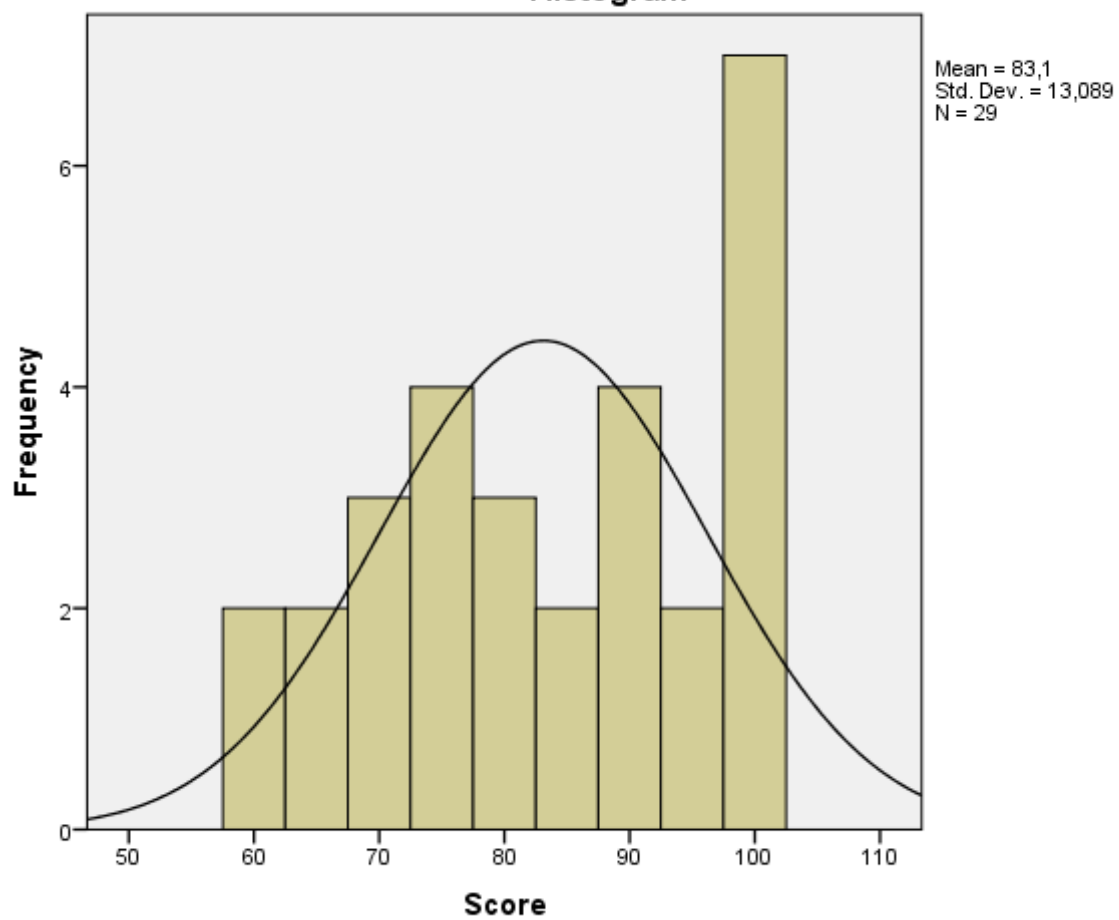
Score

N	Valid	29
	Missing	5
Mean		83,10
Median		83,00
Mode		100
Std. Deviation		13,089
Variance		171,310
Range		40
Minimum		60
Maximum		100
Sum		2410

Score

		Frequency	Percent	Valid Percent	Cumulative Percent
Valid	60	2	5,9	6,9	6,9
	65	2	5,9	6,9	13,8
	70	3	8,8	10,3	24,1
	75	2	5,9	6,9	31,0
	76	2	5,9	6,9	37,9
	80	3	8,8	10,3	48,3
	83	2	5,9	6,9	55,2
	88	2	5,9	6,9	62,1
	90	2	5,9	6,9	69,0
	95	2	5,9	6,9	75,9
	98	2	5,9	6,9	82,8
	100	5	14,7	17,2	100,0
	Total		29	85,3	100,0
Missing	System	5	14,7		
Total		34	100,0		

Histogram



Frequencies post control

Statistics

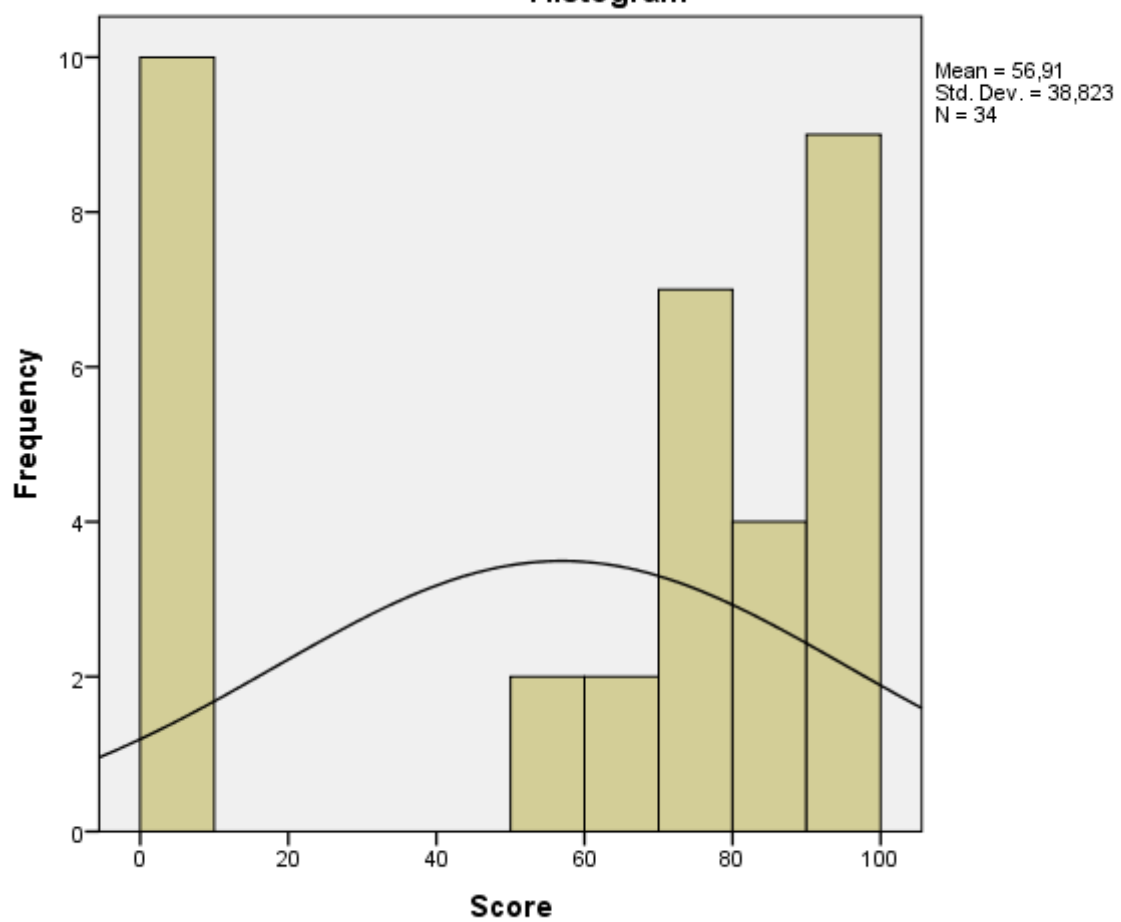
Score

N	Valid	34
	Missing	0
Mean		56,91
Median		75,00
Mode		0
Std. Deviation		38,823
Variance		1507,234
Range		98
Minimum		0
Maximum		98
Sum		1935

Score

		Frequency	Percent	Valid Percent	Cumulative Percent
Valid	0	10	29,4	29,4	29,4
	55	2	5,9	5,9	35,3
	65	2	5,9	5,9	41,2
	70	2	5,9	5,9	47,1
	75	5	14,7	14,7	61,8
	83	2	5,9	5,9	67,6
	86	2	5,9	5,9	73,5
	90	3	8,8	8,8	82,4
	92	2	5,9	5,9	88,2
	96	2	5,9	5,9	94,1
	98	2	5,9	5,9	100,0
	Total	34	100,0	100,0	

Histogram



Appendix Descriptive Statistics of Pretest Scores for Experimental and Control Class

Statistics

Score

	Pre Test Scores of the Experiment Class	Pre Test Scores of the Control Class
N		
Valid	29	34
Mean	69,52	70,94
Median	70,00	75,00
Mode	70	80
Std. Deviation	11,294	11,146
Variance	127,544	124,239
Range	40	33
Minimum	50	47
Maximum	90	80

Appendix Descriptive Statistics of Posttest Scores for Experimental and Control Class

Statistics

Score

	Post Test Scores of the Experiment Class	Post Test Scores of the Control Class
N		
Valid	29	34
Mean	83,10	56,91
Median	83,00	75,00
Mode	100	0
Std. Deviation	13,089	38,823
Variance	171,310	1507,234
Range	40	98
Minimum	60	0
Maximum	100	98

Lesson plan (RPP) pretest

School Name : MA Raudhatussuyubban
Subject : 11 grade MIYA (experiment class) and IIS (control class)
Topic : Describing People / Bahasa Inggris
Grade/Semester : VIII
Time Allocation : 60/100 minutes
Skill : Writing

I. Core Competence :

1. Responding and practicing the religious teachings he embraces
2. Appreciate the behavior (honest, discipline, responsibility, caring, courteous, curiosity, confidence, tolerance, internal motivation, healthy lifestyle, and environmentally friendly) in interacting effectively with the social and natural environment within the reach of the association and its existence
3. Understanding knowledge (factual, conceptual, and procedural) in science, technology, art, culture, and humanities with religious insight, nationality, state and civilization related phenomena and events that appear to the eye
4. Trying, processing and serving things in a concrete realm (using, parsing, assembling, modifying, and making) and abstract realms (writing, reading, counting, drawing and composing) as learned in school and from other sources same in point of view / theory

II. Standard Competence :

- 1.1. Grateful for the opportunity to learn English as the language of international communication.

2.3. Respect the responsibility, caring, cooperation and love attitude of peace, in carrying out functional communication

3.11. Mention the social functions and linguistic elements in the conversation.

III. Indicator of achieved competence :

1. Spiritual

Thank God for the existence of English as the language of international communication.

2. Social

Carry out responsible, caring, cooperative and peace-loving attitude, in carrying out functional communication consistently.

3. Knowledge

Understanding, applying, analyzing factual, conceptual, procedural knowledge based on his curiosity about science, technology, art, culture, and humanities with the insights of humanity, nationality, state and civilization related causes of phenomena and events, and applying procedural knowledge to the field of study specific to his or her talents and interests to solve problems.

4. Skill

Processing, reasoning and chanting in the realm of concrete and abstract realms is related to the development of the self-study in schools independently, and capable of using methods according to scientific rules.

IV. Learning Objectives :

1. Spiritual

After the learning process learners are grateful for the opportunity to learn English as an International language consistently

2. Social

After observing and discussing spoken texts and writing about place descriptions, learners behave responsibly, caring, cooperating and peace loving, in carrying out functional communications consistently

3. Knowledge

After observing and discussing spoken text and writing about the description of the place, learners can explain the social function, text structure and linguistic elements appropriately.

4. Skill

After understanding and discussing oral and written interpersonal texts, learners can cultivate, reason and chant in the realm of concrete and abstract realms related to the development of the self-study in the school independently, and able to use methods according to scientific rules.

V. Learning materials

A. Describing people

People can be described by the way he or she looks (physically or non-physically) and by the behaviors (characteristics/personality traits). People often judge a person by the way he or she looks, for example, some people think that a fat person is lazy, or that a handsome man is kind and brave, and so forth. → The expression of describing people:

1. Physically:

- Handsome – Beautiful

- Tall – Short
- Fat – Thin
- Big – Small
- Fair – Dark

Or we can say, the physical features that we commonly mention when describing people:

- Height :Tall, short and average height
- Build :Slim, skinny, average build, fairly heavy, fat,thin.
- Hair :Light brown, dark brown, blonde, curly, straight, wavy, long hair, short hair, bold, etc.
- Face :Small eyes, big eyes, round eyes, a round face, a long face, thick lips, thin lips, a flat nose, a pointed nose, etc
- Race :White, black, oriental, fair, dark, etc.
- Age :Young, old, middle-age, elderly, etc.

Example : 1. My mother has fair skin and black hair.

: 2. He is handsome and his eyebrows are thick.

B. Non physically or personality :

- | | | | |
|------------|-------------|------------|------------|
| - Humorous | - Ambitious | - Creative | - Diligent |
| - Kind | - Patient | - Friendly | - Honest |

Example : 1. You must be diligent. Please do all your tasks.

2. My father is very brave.

3. He is a creative student.

C. Language Focus

Positive Statement

I You We They	Have	Long Hair, White Skin , Beutiful Eyes and Oval Face.
He She It	Has	Thin lips, thick eyebrows and black hair.

Negative Statement

I You We They	Don't	Have	Long Hair, White Skin , Beutiful Eyes and Oval Face.
He She It	Doesn't	Has	Thin lips, thick eyebrows and black hair.

Interrogative Statement

Do	I You We They	Have	Long Hair, White Skin , Beutiful Eyes and Oval Face.
Does	He She It	Has	Thin lips, thick eyebrows and black hair.

VI. Learning Resources / Media

1. Source:

- Book Of english Education
- <https://www.scribd.com/doc/44369399/LESSON-PLAN-Describing-People>

2. Learning Media: White Board, Board Marker, Work Sheet.

VII. Learning methods

1. Approach : Scientific Approach
2. Method : Role-play (question and answer)
3. Techniques : TPR Technique

VIII. Procedures

Fase	Learning Activities	Time
Pre-	a. Teacher:	30

Activity	<ul style="list-style-type: none"> - Teacher greets and asks students who are not present . - Teachers introduce topics to be taught. - Teacher explains material. b. Student: <ul style="list-style-type: none"> - Learners respond to greetings and teacher questions. - Learners receive information about the topic to be studied. - Learners receive material information, objectives, benefits, and learning steps that will be implemented. 	minutes
While- Activity	<p>A. Observe</p> <ul style="list-style-type: none"> • Student : <p style="margin-left: 20px;">Students read and understand the contents of Describing People.</p> • Teacher : <ul style="list-style-type: none"> - Ask the students to make a paragraph based on the topic about describing people. • Report results <ul style="list-style-type: none"> - Then, the students have to submit their work. 	40 minutes
Post-Test	<ul style="list-style-type: none"> - Learners with teachers conclude learning . - The teacher closes the lesson with prayer. 	10 minutes

X.Penilaian .

a. Writing test

Make a paragraph based on Describing People.

b. Rubrik Penilaian

No	Aspect of scoring	Very Poor (<6)	Poor (7-11)	Average (12-16)	Very Good (17-20)
1.	Content (30)				
2.	Grammar (25)				
3.	Vocabulary (20)				
4.	Organization (20)				
5.	Mechanics(spelling and punctuation) (5)				
	Total				

Lesson Plan (RPP) Experiment Class treatment 1

School Name : MA Raudhatussyubban
Subject : XI MIA (Experiment Class)
Topic : Expression of Asking and Offering for Help / Bahasa Inggris
Grade/Semester : I
Time Allocation : 60 minutes
Skill : Writing

I. Core Competence :

1. Responding and practicing the religious teachings he embraces
2. Appreciate the behavior (honest, discipline, responsibility, caring, courteous, curiosity, confidence, tolerance, internal motivation, healthy lifestyle, and environmentally friendly) in interacting effectively with the social and natural environment within the reach of the association and its existence
3. Understanding knowledge (factual, conceptual, and procedural) in science, technology, art, culture, and humanities with religious insight, nationality, state and civilization related phenomena and events that appear to the eye
4. Trying, processing and serving things in a concrete realm (using, parsing, assembling, modifying, and making) and abstract realms (writing, reading, counting, drawing and composing) as learned in school and from other sources same in point of view / theory

II. Standard Competence :

1.1. Grateful for the opportunity to learn English as the language of international communication.

2.3. Respect the responsibility, caring, cooperation and love attitude of peace, in carrying out functional communication

3.11. Mention the social functions and linguistic elements in the conversation.

III. Indicator of achieved competence :

1. Spiritual

Thank God for the existence of English as the language of international communication.

2. Social

Carry out responsible, caring, cooperative and peace-loving attitude, in carrying out functional communication consistently.

3. Knowledge

Understanding, applying, analyzing factual, conceptual, procedural knowledge based on his curiosity about science, technology, art, culture, and humanities with the insights of humanity, nationality, state and civilization related causes of phenomena and events, and applying procedural knowledge to the field of study specific to his or her talents and interests to solve problems.

4. Skill

Processing, reasoning and chanting in the realm of concrete and abstract realms is related to the development of the self-study in schools independently, and capable of using methods according to scientific rules.

IV. Learning Objectives :

1. Spiritual

After the learning process learners are grateful for the opportunity to learn English as an International language consistently

2. Social

After observing and discussing spoken texts and writing about place descriptions, learners behave responsibly, caring, cooperating and peace loving, in carrying out functional communications consistently

3. Knowledge

After observing and discussing spoken text and writing about the description of the place, learners can explain the social function, text structure and linguistic elements appropriately.

4. Skill

After understanding and discussing oral and written interpersonal texts, learners can cultivate, reason and chant in the realm of concrete and abstract realms related to the development of the self-study in the school independently, and able to use methods according to scientific rules.

V. Learning materials

Asking and offering for help adalah salah satu expression dalam bahasa inggris yang menyatakan bahwa kita meminta dan memberikan bantuan kepada seseorang. Biasanya kalimat asking/offering for help dimulai dengan kata Modal Auxiliaries yang berupa can, could, will, would, shall, should, may, might, dan must.

- Expression of asking for Help(meminta bantuan kepada seseorang).
 - Can you help me? (Bisakah kamu menolongku)
 - Could you please give me a hand? (Bisakah kamu menolong saya?)

- Would you like to help me? (Maukah kamu menolongku?)

• Responses for Accepting for Help (Tanggapan menerima untuk membantu)

- Okay (Baiklah)
- Yes, I can. (Ya, aku bisa)
- Okay, No problem. (Tentu, tidak masalah)
- Sure (Tentu saja)
- Certainly (Tentu saja)
- No Problem (Tidak masalah)

• Responses for Declining for Help (Tanggapan menolak untuk membantu)

- I'm sorry, I can't. (Maafkan aku, aku tidak bisa)
- Sorry, I can't do it. (Maaf, aku tidak bisa melakukannya)
- Sorry, I'm busy. (Maaf, aku sibuk)
- You better manage it on your own. (Kau urus saja sendiri)
- I'm afraid I can't do it (Aku takut aku tidak bisa melakukannya)

• Offering for Help

Berbeda dengan asking for help, Offering for help adalah kalimat atau expression yang menunjukkan bahwa kita menawarkan bantuan kepada seseorang yang membutuhkan pertolongan.

- May I help you? (bolehkah aku membantumu?)
- Would you like to help me? (bisakah kau membantuku?)
- Could you pass the salt over there, please? (bisakah anda mengoper garam disebelah sana tolong?)

• Accepting Offers (Menerima Bantuan)

Thank you. (terimakasih)

Yes, please. (ya tolong)

- Declining Offers (Menolak Bantuan)

No thanks. (tidak terimakasih)

I can't, thanks anyway (aku tidak bisa, terimakasih)

- Example :

Dialogue I

Anita : Hello Ms. Ratu you looks so busy, **may I help you?**

Ms. Ratu : **Yes I am. Could you please bring students' homework books in my table?**

Anita : **Sure**, and where should I bring it to?

Ms Ratu : **Please bring the books to your class, and say sorry to your friends that I may coming late to the class.**

Anita : Okay Miss Ratu. Is there anything else?

Ms Ratu : **No it's enough.** Thank you very much for your help Anita.

Anita : Your welcome.

VI. Learning Resources / Media

5. Source:

- Book Of english Education
- Internet
- Experience from the teacher

2. Learning Media: White Board, Board marker, work sheet

VII. Learning methods

1. Approach : Scientific approach
2. Method : Project-based Learning
3. Techniques : Freewriting tehcnique

VIII. Procedures

Fase	Learning Activities	Time
Pre-Activity	<p>a. Teacher:</p> <ul style="list-style-type: none"> - Teacher greets and asks students who are not present . - Teachers introduce topics to be taught. - Teacher explains material. <p>b. Student:</p> <ul style="list-style-type: none"> - Learners respond to greetings and teacher questions. - Learners receive information about the topic to be studied. - Learners receive material information, objectives, benefits, and learning steps that will be implemented. 	10 minutes
While-Activity	<p>A. Observe</p> <ul style="list-style-type: none"> • Student : Students read and understand the contents of the Asking and Offering. • Teacher : <ul style="list-style-type: none"> - Ask the students make a group - Ask the students to write a dialog by implementing of FreeWriting Technique. 	40 minutes

	<ul style="list-style-type: none"> - Give practice about Asking and Offering in group. - Discussion of Asking and Offering. • Report results <ul style="list-style-type: none"> - The Student presentation about Asking and offering in front of class. - Then, students have to submit their work. 	
Post-Test	<ul style="list-style-type: none"> - Learners with teachers conclude learning . - The teacher closes the lesson with prayer. 	10 minutes

X.Penilaian .

c. Writing test

Make a paragraph based of Expression of Asking and Offering for Help.

d. Rubrik Penilaian

No	Aspect of scoring	Very Poor (<6)	Poor (7-11)	Average (12-16)	Very Good (17-20)
1.	Content (30)				
2.	Grammar (25)				
3.	Vocabulary (20)				
4.	Organization (20)				

5.	Mechanics(spelling and punctuation) (5)				
	Total				

Lesson Plan (RPP) Experiment Class treatment 2

School Name : MA Raudhatussuyuban
Subject : XI MIA (Experiment Class)
Topic : Expression of Asking and Giving Opinion / Bahasa Inggris
Grade/Semester : I
Time Allocation : 60 minutes
Skill : Writing

I. Core Competence :

1. Responding and practicing the religious teachings he embraces
2. Appreciate the behavior (honest, discipline, responsibility, caring, courteous, curiosity, confidence, tolerance, internal motivation, healthy lifestyle, and environmentally friendly) in interacting effectively with the social and natural environment within the reach of the association and its existence
3. Understanding knowledge (factual, conceptual, and procedural) in science, technology, art, culture, and humanities with religious insight, nationality, state and civilization related phenomena and events that appear to the eye
4. Trying, processing and serving things in a concrete realm (using, parsing, assembling, modifying, and making) and abstract realms (writing, reading, counting, drawing and composing) as learned in school and from other sources same in point of view / theory

II. Standard Competence :

1.1. Grateful for the opportunity to learn English as the language of international communication.

2.3. Respect the responsibility, caring, cooperation and love attitude of peace, in carrying out functional communication

3.11. Mention the social functions and linguistic elements in the conversation.

III. Indicator of achieved competence :

1. Spiritual

Thank God for the existence of English as the language of international communication.

2. Social

Carry out responsible, caring, cooperative and peace-loving attitude, in carrying out functional communication consistently.

3. Knowledge

Understanding, applying, analyzing factual, conceptual, procedural knowledge based on his curiosity about science, technology, art, culture, and humanities with the insights of humanity, nationality, state and civilization related causes of phenomena and events, and applying procedural knowledge to the field of study specific to his or her talents and interests to solve problems.

4. Skill

Processing, reasoning and chanting in the realm of concrete and abstract realms is related to the development of the self-study in schools independently, and capable of using methods according to scientific rules.

IV. Learning Objectives :

1. Spiritual

After the learning process learners are grateful for the opportunity to learn English as an International language consistently

2. Social

After observing and discussing spoken texts and writing about place descriptions, learners behave responsibly, caring, cooperating and peace loving, in carrying out functional communications consistently

3. Knowledge

After observing and discussing spoken text and writing about the description of the place, learners can explain the social function, text structure and linguistic elements appropriately.

4. Skill

After understanding and discussing oral and written interpersonal texts, learners can cultivate, reason and chant in the realm of concrete and abstract realms related to the development of the self-study in the school independently, and able to use methods according to scientific rules.

V. Learning materials

Opinion is including of the words or sentences that consist of argument, reason, or opinion from someone. Asking and giving opinion is the dialog that is used from talking about arguments or opinions from two or more.

Expressing of Asking Opinion

Formal	Informal
Do you have any idea/ Opinion/Argument?	What do you think of?
Have you got any comments on?	What is your idea/ opinion about...?

What your opinion about.....?	How do you feel about?
What are you feeling about.....?	How do you think of?

Expressing of Giving Opinion

Formal	Informal
I personally believe/ consider/ think/ feel.....	I think.....
Well, Personally.....	In my opinion/ mind.....
	I believe.....

Example :

Formal Expression

Mr. Toni : What is your opinion about my way in teaching English?

John : I personally think your way in teaching English is very good. Keep your way sir.

Mr. Toni : Thank you so much for your opinion.

John : You are welcome

Informal Expression

Lusi : What do you think of my new hair, Sarah ?

Sarah : I think it is cool.

John : Oh It is nice to hear that, Thank you.

Sarah : It's Okay.

VI. Learning Resources / Media

1. Source:

- Book Of english Education
- Internet
- Experience from the teacher

2. Learning Media: White Board, Board marker, work sheet

VII. Learning methods

1. Approach : Scientific approach
2. Method : Project-based Learning
3. Techniques : Freewriting tehcnique

VIII. Procedures

Fase	Learning Activities	Time
Pre-Activity	<p>a. Teacher:</p> <ul style="list-style-type: none"> - Teacher greets and asks students who are not present . - Teachers introduce topics to be taught. - Teacher explains material. <p>b. Student:</p> <ul style="list-style-type: none"> - Learners respond to greetings and teacher questions. - Learners receive information about the topic to be studied. - Learners receive material information, objectives, benefits, and learning steps that will be implemented. 	30 minutes
While-Activity	<p>A. Observe</p> <ul style="list-style-type: none"> • Student : <p>Students read and understand the contents of the Asking and</p>	40 minutes

	<p>Giving Opinion.</p> <ul style="list-style-type: none"> • Teacher : <ul style="list-style-type: none"> - Ask the students make a group in pairs - Ask the students to write a paragraph by implementing of FreeWriting Technique. - Discussion of Asking and Giving Opinion • Report results <ul style="list-style-type: none"> - The students have to submit their work. 	
Post-Test	<ul style="list-style-type: none"> - Learners with teachers conclude learning . - The teacher closes the lesson with prayer. 	10 minutes

X.Penilaian .

e. Writing test

Make a paragraph based on Expression of Asking and Giving Opinion.

f. Rubrik Penilaian

No	Aspect of scoring	Very Poor (<6)	Poor (7-11)	Average (12-16)	Very Good (17-20)
1.	Content (30)				
2.	Grammar (25)				
3.	Vocabulary (20)				
4.	Organization (20)				
5.	Mechanics(spelling and punctuation) (5)				

	Total				
--	-------	--	--	--	--

Lesson Plan (RPP) Experiment Class treatment 3

School Name : MA Raudhatussuyubban

Subject : XI MIA (Experiment Class)

Topic : Expression of Hope and Wish / Bahasa Inggris

Grade/Semester : I

Time Allocation : 60 minutes

Skill : Writing

I. Core Competence :

1. Responding and practicing the religious teachings he embraces
2. Appreciate the behavior (honest, discipline, responsibility, caring, courteous, curiosity, confidence, tolerance, internal motivation, healthy lifestyle, and environmentally friendly) in interacting effectively with the social and natural environment within the reach of the association and its existence
3. Understanding knowledge (factual, conceptual, and procedural) in science, technology, art, culture, and humanities with religious insight, nationality, state and civilization related phenomena and events that appear to the eye
4. Trying, processing and serving things in a concrete realm (using, parsing, assembling, modifying, and making) and abstract realms (writing, reading, counting, drawing and composing) as learned in school and from other sources same in point of view / theory

II. Standard Competence :

1.1. Grateful for the opportunity to learn English as the language of international communication.

2.3. Respect the responsibility, caring, cooperation and love attitude of peace, in carrying out functional communication

3.11. Mention the social functions and linguistic elements in the conversation.

III. Indicator of achieved competence :

1. Spiritual

Thank God for the existence of English as the language of international communication.

2. Social

Carry out responsible, caring, cooperative and peace-loving attitude, in carrying out functional communication consistently.

3. Knowledge

Understanding, applying, analyzing factual, conceptual, procedural knowledge based on his curiosity about science, technology, art, culture, and humanities with the insights of humanity, nationality, state and civilization related causes of phenomena and events, and applying procedural knowledge to the field of study specific to his or her talents and interests to solve problems.

4. Skill

Processing, reasoning and chanting in the realm of concrete and abstract realms is related to the development of the self-study in schools independently, and capable of using methods according to scientific rules.

IV. Learning Objectives :

1. Spiritual

After the learning process learners are grateful for the opportunity to learn English as an International language consistently

2. Social

After observing and discussing spoken texts and writing about place descriptions, learners behave responsibly, caring, cooperating and peace loving, in carrying out functional communications consistently

3. Knowledge

After observing and discussing spoken text and writing about the description of the place, learners can explain the social function, text structure and linguistic elements appropriately.

4. Skill

After understanding and discussing oral and written interpersonal texts, learners can cultivate, reason and chant in the realm of concrete and abstract realms related to the development of the self-study in the school independently, and able to use methods according to scientific rules.

V. Learning materials

- Hope suatu harapan yang bisa diwujudkan dan sangat mungkin terjadi.

a. Menyatakan Harapan (expressing hope)

Expressing Hope	Respons	Example
I hope... Let's hope for the best May you have a success How I expect you graduate from...	Thank you Thanks, I hope so	Roni : Where have you been? I have not seen you for two days. Dewa : Well, I have been sick since Sunday. Roni : What is wrong? Dewa : I have had a terrible cold all week. Roni : Oh, I am sorry to hear that. <i>I hope you feel better</i>

	<i>soon.</i> Dewa : <i>Thanks</i> , Roni.
--	--

- Wish adalah harapan yang biasanya sulit diwujudkan bahkan bisa dibidang mustahil dan tidak mungkin terjadi.

b. Do'a (wish)

Expressing wish	Respons	Example
I Wish.... May you pass in....	Thank you Yea, I hope so	Gina, Hi Jean. how are you ? Jean : Bad. Gina : what's wrong? Jean : My old brother got sick. He was to stay in the hospital for a few days to get medical care. Gina : What happened to him? Jean : He got cancer. Gina : I am sorry to hear that. But you still go to school? Jean : Yea, my mom told me that I have to go to school. She is the hospital to accompany my brother. Gina : <i>I hope your brother will get better soon.</i> Jean : <i>Yea, I hope so</i>

Different between Wish and Hope

Hope	Wish
<p>1. Wish is most commonly used in imagined/unreal situation</p> <p>Ex : I wish you were here (means : he was not there)</p> <p>I wish I can come (means : she</p>	<p>1. Hope can also be used in expression of goodwill</p> <p>Ex : I hope that you have an unforgettable moment</p>

didn't come)	
--------------	--

VI. Learning Resources / Media

5. Source:

- Book Of english Education
- Internet
- Experience from the teacher

2. Learning Media: White Board, Board marker, work sheet

VII. Learning methods

1. Approach : Scientific approach
2. Method : Project-based Learning
3. Techniques : Freewriting tehcnique

VIII. Procedures

Fase	Learning Activities	Time
Pre-Activity	<p>a. Teacher:</p> <ul style="list-style-type: none"> - Teacher greets and asks students who are not present . - Teachers introduce topics to be taught. - Teacher explains material. <p>b. Student:</p> <ul style="list-style-type: none"> - Learners respond to greetings and teacher questions. 	10 minutes

	<ul style="list-style-type: none"> - Learners receive information about the topic to be studied. - Learners receive material information, objectives, benefits, and learning steps that will be implemented. 	
While-Activity	<p>A. Observe</p> <ul style="list-style-type: none"> • Student : Students read and understand the contents expression of hope and wish. • Teacher : <ul style="list-style-type: none"> - Ask the students to make a story based on the ekspression of hope and wish. - Ask the students to write a story by implementing of FreeWriting Technique. - Discussion about expression of hope and wish. • Report results <ul style="list-style-type: none"> - The students have to submit their work. 	40 minutes
Post-Test	<ul style="list-style-type: none"> - Learners with teachers conclude learning . - The teacher closes the lesson with prayer. 	10 minutes

X.Penilaian .

g. Writing test

Make a story based on the expression of hope and wish.

h. Rubrik Penilaian

No	Aspect of scoring	Very Poor (<6)	Poor (7-11)	Average (12-16)	Very Good (17-20)
1.	Content (30)				
2.	Grammar (25)				
3.	Vocabulary (20)				
4.	Organization (20)				
5.	Mechanics(spelling and punctuation) (5)				
	Total				

Lesson Plan (RPP) Experiment Class treatment 4

School Name : MA Raudhatussuyuban
Subject : XI MIA (Experiment Class)
Topic : Expression of Invitation / Bahasa Inggris
Grade/Semester : I
Time Allocation : 60 minutes
Skill : Writing

I. Core Competence :

1. Responding and practicing the religious teachings he embraces
2. Appreciate the behavior (honest, discipline, responsibility, caring, courteous, curiosity, confidence, tolerance, internal motivation, healthy lifestyle, and environmentally friendly) in interacting effectively with the social and natural environment within the reach of the association and its existence
3. Understanding knowledge (factual, conceptual, and procedural) in science, technology, art, culture, and humanities with religious insight, nationality, state and civilization related phenomena and events that appear to the eye
4. Trying, processing and serving things in a concrete realm (using, parsing, assembling, modifying, and making) and abstract realms (writing, reading, counting, drawing and composing) as learned in school and from other sources same in point of view / theory

II. Standard Competence :

1.1. Grateful for the opportunity to learn English as the language of international communication.

2.3. Respect the responsibility, caring, cooperation and love attitude of peace, in carrying out functional communication

3.11. Mention the social functions and linguistic elements in the conversation.

III. Indicator of achieved competence :

1. Spiritual

Thank God for the existence of English as the language of international communication.

2. Social

Carry out responsible, caring, cooperative and peace-loving attitude, in carrying out functional communication consistently.

3. Knowledge

Understanding, applying, analyzing factual, conceptual, procedural knowledge based on his curiosity about science, technology, art, culture, and humanities with the insights of humanity, nationality, state and civilization related causes of phenomena and events, and applying procedural knowledge to the field of study specific to his or her talents and interests to solve problems.

4. Skill

Processing, reasoning and chanting in the realm of concrete and abstract realms is related to the development of the self-study in schools independently, and capable of using methods according to scientific rules.

IV. Learning Objectives :

1. Spiritual

After the learning process learners are grateful for the opportunity to learn English as an International language consistently

2. Social

After observing and discussing spoken texts and writing about place descriptions, learners behave responsibly, caring, cooperating and peace loving, in carrying out functional communications consistently

3. Knowledge

After observing and discussing spoken text and writing about the description of the place, learners can explain the social function, text structure and linguistic elements appropriately.

4. Skill

After understanding and discussing oral and written interpersonal texts, learners can cultivate, reason and chant in the realm of concrete and abstract realms related to the development of the self-study in the school independently, and able to use methods according to scientific rules.

V. Learning materials

- Invitation (Mengundang)

Why don't you come to...

Shall we come to ...

You must come to ...

Etc.

- Accepting (Menerima Undangan)

That would be very nice

OK, I will be there !

I'd like love to come.

All right.

Sure, I am coming

Etc.

- Declining (Menolak Undangan)

Sort, I can't.

I'd love to, but ...

I don't think I can.

In wish I could, but ...

Sorry, I am very busy ...

Sorry, may be next time ...

Thank you, but I can...

Etc.

- Contoh-Contoh Percakapan Ekspresing Invitation

Percakapan 1

Contoh percakapan accepting (Menerima Undangan)

Dani : Do you have anything to do tonight, Deby?

Deby : I don't think so. Why Deby?

Dani : My Friend is going to celebrate his wedding party tonight. He invited me and I don't want to go alone. I don't know with whom I should go there. Would you like to accompany me, Dani?

Deby : I would love too, but what time, Dani?

Dani : How about at seven o'clock? I'll pick you up.

Deby : Ok that's fine.

Dani : Thank's, Deby you're very kind.

VI. Learning Resources / Media

1. Source:

- Book Of english Education
- Internet
- Experience from the teacher

2. Learning Media: White Board, Board marker, work sheet

VII. Learning methods

1. Approach : Scientific approach
2. Method : Project-based Learning
3. Techniques : Freewriting tehcnique

VIII. Procedures

Fase	Learning Activities	Time
Pre-Activity	a. Teacher: - Teacher greets and asks students who are not present . - Teachers introduce topics to be taught. - Teacher explains material.	10 minutes

	<p>b. Student:</p> <ul style="list-style-type: none"> - Learners respond to greetings and teacher questions. - Learners receive information about the topic to be studied. - Learners receive material information, objectives, benefits, and learning steps that will be implemented. 	
While- Activity	<p>A. Observe</p> <ul style="list-style-type: none"> • Student : Students read and understand the contents expression of Invitation. • Teacher : <ul style="list-style-type: none"> - Ask the students to make a story based on the expression of Invitation. - Ask the students to write a story by implementing of FreeWriting Technique. - Discussion about expression Invitation. • Report results <ul style="list-style-type: none"> - The students have to submit their work. 	40 minutes
Post-Test	<ul style="list-style-type: none"> - Learners with teachers conclude learning . - The teacher closes the lesson with prayer. 	10 minutes

X.Penilaian .

i. Writing test

Make a paragraph based on the expression of invitation.

j. Rubrik Penilaian

No	Aspect of scoring	Very Poor (<6)	Poor (7-11)	Average (12-16)	Very Good (17-20)
1.	Content (30)				
2.	Grammar (25)				
3.	Vocabulary (20)				
4.	Organization (20)				
5.	Mechanics(spelling and punctuation) (5)				
	Total				

Lesson Plan (RPP) Control Class treatment 1

School Name : MA Raudhatussyubban

Subject : XI IIS

Topic : Expression of Asking and Offering for Help / Bahasa Inggris

Grade/Semester : I

Time Allocation : 60 minutes

Skill : Writing

I. Core Competence :

1. Responding and practicing the religious teachings he embraces
2. Appreciate the behavior (honest, discipline, responsibility, caring, courteous, curiosity, confidence, tolerance, internal motivation, healthy lifestyle, and environmentally friendly) in interacting effectively with the social and natural environment within the reach of the association and its existence
3. Understanding knowledge (factual, conceptual, and procedural) in science, technology, art, culture, and humanities with religious insight, nationality, state and civilization related phenomena and events that appear to the eye
4. Trying, processing and serving things in a concrete realm (using, parsing, assembling, modifying, and making) and abstract realms (writing, reading, counting, drawing and composing) as learned in school and from other sources same in point of view / theory

II. Standard Competence :

1.1. Grateful for the opportunity to learn English as the language of international communication.

2.3. Respect the responsibility, caring, cooperation and love attitude of peace, in carrying out functional communication

3.11. Mention the social functions and linguistic elements in the conversation.

III. Indicator of achieved competence :

1. Spiritual

Thank God for the existence of English as the language of international communication.

2. Social

Carry out responsible, caring, cooperative and peace-loving attitude, in carrying out functional communication consistently.

3. Knowledge

Understanding, applying, analyzing factual, conceptual, procedural knowledge based on his curiosity about science, technology, art, culture, and humanities with the insights of humanity, nationality, state and civilization related causes of phenomena and events, and applying procedural knowledge to the field of study specific to his or her talents and interests to solve problems.

4. Skill

Processing, reasoning and chanting in the realm of concrete and abstract realms is related to the development of the self-study in schools independently, and capable of using methods according to scientific rules.

IV. Learning Objectives :

1. Spiritual

After the learning process learners are grateful for the opportunity to learn English as an International language consistently

2. Social

After observing and discussing spoken texts and writing about place descriptions, learners behave responsibly, caring, cooperating and peace loving, in carrying out functional communications consistently

3. Knowledge

After observing and discussing spoken text and writing about the description of the place, learners can explain the social function, text structure and linguistic elements appropriately.

4. Skill

After understanding and discussing oral and written interpersonal texts, learners can cultivate, reason and chant in the realm of concrete and abstract realms related to the development of the self-study in the school independently, and able to use methods according to scientific rules.

V. Learning materials

Asking and offering for help adalah salah satu expression dalam bahasa inggris yang menyatakan bahwa kita meminta dan memberikan bantuan kepada seseorang. Biasanya kalimat asking/offering for help dimulai dengan kata Modal Auxiliaries yang berupa can, could, will, would, shall, should, may, might, dan must.

- Expression of asking for Help(meminta bantuan kepada seseorang).
 - Can you help me? (Bisakah kamu menolongku)
 - Could you please give me a hand? (Bisakah kamu menolong saya?)

- Would you like to help me? (Maukah kamu menolongku?)

• Responses for Accepting for Help (Tanggapan menerima untuk membantu)

- Okay (Baiklah)

- Yes, I can. (Ya, aku bisa)

- Okay, No problem. (Tentu, tidak masalah)

• Responses for Declining for Help (Tanggapan menolak untuk membantu)

- I'm sorry, I can't. (Maafkan aku, aku tidak bisa)

- Sorry, I can't do it. (Maaf, aku tidak bisa melakukannya)

• Offering for Help

Berbeda dengan asking for help, Offering for help adalah kalimat atau expression yang menunjukkan bahwa kita menawarkan bantuan kepada seseorang yang membutuhkan pertolongan.

- May I help you? (bolehkah aku membantumu?)

- Would you like to help me? (bisakah kau membantuku?)

• Accepting Offers (Menerima Bantuan)

Thank you. (terimakasih)

Yes, please. (ya tolong)

I'd like it very much. (aku akan sangat menyukainya)

• Declining Offers (Menolak Bantuan)

No thanks. (tidak terimakasih)

I can't, thanks anyway (aku tidak bisa, terimakasih)

• Example :

Dialogue I

Anita : Hello Ms. Ratu you looks so busy, **may I help you?**

Ms. Ratu : **Yes I am. Could you please bring students' homework books in my table?**

Anita : **Sure**, and where should I bring it to?

Ms Ratu : **Please bring the books to your class, and say sorry to your friends that I may coming late to the class.**

Anita : Okay Miss Ratu. Is there anything else?

Ms Ratu : **No it's enough.** Thank you very much for your help Anita.

Anita : Your welcome.

VI. Learning Resources / Media

1. Source:
 - Book Of english Education
 - Internet
 - Experience from the teacher
2. Learning Media: White Board, Board marker, work sheet

VII. Learning methods

1. Approach : Scientific approach
2. Method : Project-based Learning
3. Techniques : Questioning writing tehcnique

VIII. Procedures

Fase	Learning Activities	Time
Pre-Activity	a. Teacher: - Teacher greets and asks students who are not present .	30 minutes

	<ul style="list-style-type: none"> - Teachers introduce topics to be taught. - Teacher explains material. b. Student: <ul style="list-style-type: none"> - Learners respond to greetings and teacher questions. - Learners receive information about the topic to be studied. - Learners receive material information, objectives, benefits, and learning steps that will be implemented. 	
While- Activity	<p>A. Observe</p> <ul style="list-style-type: none"> • Student : Students read and understand the contents of the Asking and Offering. • Teacher : <ul style="list-style-type: none"> - Ask the students make a group - Ask the students to write a dialog by implementing of Questioning Writing Technique. - Give practice about Asking and Offering in group. - Discussion of Asking and Offering. • Report results <ul style="list-style-type: none"> - The Student presentation about Asking and 	40 minutes

	<p>offering in front of class.</p> <p>- Then, students have to submit their work.</p>	
Post-Test	<p>- Learners with teachers conclude learning .</p> <p>- The teacher closes the lesson with prayer.</p>	10 minutes

X.Penilaian .

1. Writing test

Make a dialog based of Expression of Asking and Offering for Help.

2. Rubrik Penilaian

No	Aspect of scoring	Very Poor (<6)	Poor (7-11)	Average (12-16)	Very Good (17-20)
1.	Content (30)				
2.	Grammar (25)				
3.	Vocabulary (20)				
4.	Organization (20)				
5.	Mechanics(spelling and punctuation) (5)				
	Total				

Lesson Plan (RPP) Control Class treatment 2

School Name : MA Raudhatussyubban

Subject : XI IIS

Topic : Expression of Asking and Giving Opinion / Bahasa Inggris

Grade/Semester : I

Time Allocation : 60 minutes

Skill : Writing

I. Core Competence :

1. Responding and practicing the religious teachings he embraces
2. Appreciate the behavior (honest, discipline, responsibility, caring, courteous, curiosity, confidence, tolerance, internal motivation, healthy lifestyle, and environmentally friendly) in interacting effectively with the social and natural environment within the reach of the association and its existence
3. Understanding knowledge (factual, conceptual, and procedural) in science, technology, art, culture, and humanities with religious insight, nationality, state and civilization related phenomena and events that appear to the eye
4. Trying, processing and serving things in a concrete realm (using, parsing, assembling, modifying, and making) and abstract realms (writing, reading, counting, drawing and composing) as learned in school and from other sources same in point of view / theory

II. Standard Competence :

1.1. Grateful for the opportunity to learn English as the language of international communication.

2.3. Respect the responsibility, caring, cooperation and love attitude of peace, in carrying out functional communication

3.11. Mention the social functions and linguistic elements in the conversation.

III. Indicator of achieved competence :

3. Spiritual

Thank God for the existence of English as the language of international communication.

4. Social

Carry out responsible, caring, cooperative and peace-loving attitude, in carrying out functional communication consistently.

3. Knowledge

Understanding, applying, analyzing factual, conceptual, procedural knowledge based on his curiosity about science, technology, art, culture, and humanities with the insights of humanity, nationality, state and civilization related causes of phenomena and events, and applying procedural knowledge to the field of study specific to his or her talents and interests to solve problems.

5. Skill

Processing, reasoning and chanting in the realm of concrete and abstract realms is related to the development of the self-study in schools independently, and capable of using methods according to scientific rules.

IV. Learning Objectives :

1. Spiritual

After the learning process learners are grateful for the opportunity to learn English as an International language consistently

2. Social

After observing and discussing spoken texts and writing about place descriptions, learners behave responsibly, caring, cooperating and peace loving, in carrying out functional communications consistently

3. Knowledge

After observing and discussing spoken text and writing about the description of the place, learners can explain the social function, text structure and linguistic elements appropriately.

4. Skill

After understanding and discussing oral and written interpersonal texts, learners can cultivate, reason and chant in the realm of concrete and abstract realms related to the development of the self-study in the school independently, and able to use methods according to scientific rules.

V. Learning materials

Opinion is including of the words or sentences that consist of argument, reason, or opinion from someone. Asking and giving opinion is the dialog that is used from talking about arguments or opinions from two or more.

Expressing of Asking Opinion

Formal	Informal
Do you have any idea/ Opinion/Argument?	What do you think of?

Have you got any comments on?	What is your idea/ opinion about...?
What your opinion about.....?	How do you feel about?
What are you feeling about.....?	How do you think of?

Expressing of Giving Opinion

Formal	Informal
I personally believe/ consider/ think/ feel.....	I think.....
Well, Personally.....	In my opinion/ mind.....
	I believe.....

Example :

Formal Expression

Mr. Toni : What is your opinion about my way in teaching English?

John : I personally think your way in teaching English is very good. Keep your way sir.

Mr. Toni : Thank you so much for your opinion.

John : You are welcome

Informal Expression

Lusi : What do you think of my new hair, Sarah ?

Sarah : I think it is cool.

John : Oh It is nice to hear that, Thank you.

Sarah : It's Okay.

VI. Learning Resources / Media

1. Source:

- Book Of english Education
- Internet
- Experience from the teacher

2. Learning Media: White Board, Board marker, work sheet

VII. Learning methods

1. Approach : Scientific approach
2. Method : Project-based Learning
3. Techniques : Questioning writing tehcnique

VIII. Procedures

Fase	Learning Activities	Time
Pre-Activity	<p>a. Teacher:</p> <ul style="list-style-type: none">- Teacher greets and asks students who are not present .- Teachers introduce topics to be taught.- Teacher explains material. <p>b. Student:</p> <ul style="list-style-type: none">- Learners respond to greetings and teacher questions.- Learners receive information about the topic to be studied.- Learners receive material information, objectives, benefits, and learning steps that will be implemented.	30 minutes

While- Activity	<p>A. Observe</p> <ul style="list-style-type: none"> • Student : Students read and understand the contents of the Asking and Giving Opinion. • Teacher : <ul style="list-style-type: none"> - Ask the students make a group in pairs - Ask the students to write a dialog by implementing of Questioning Writing Technique. - Discussion of Asking and Giving Opinion • Report results <ul style="list-style-type: none"> - The students have to submit their work. 	40 minutes
Post-Test	<ul style="list-style-type: none"> - Learners with teachers conclude learning . - The teacher closes the lesson with prayer. 	10 minutes

X.Penilaian .

a. Writing test

Make a paragraph based on Expression of Asking and Giving Opinion.

b. Rubrik Penilaian

No	Aspect of scoring	Very Poor (<6)	Poor (7-11)	Average (12-16)	Very Good (17-20)
1.	Content (30)				

2.	Grammar (25)				
3.	Vocabulary (20)				
4.	Organization (20)				
5.	Mechanics(spelling and punctuation) (5)				
	Total				

Lesson Plan (RPP) Control Class treatment 3

School Name : MA Raudhatussyubban

Subject : XI IIS

Topic : Expression of Hope and Wish / Bahasa Inggris

Grade/Semester : I

Time Allocation : 60 minutes

Skill : Writing

I. Core Competence :

1. Responding and practicing the religious teachings he embraces
2. Appreciate the behavior (honest, discipline, responsibility, caring, courteous, curiosity, confidence, tolerance, internal motivation, healthy lifestyle, and environmentally friendly) in interacting effectively with the social and natural environment within the reach of the association and its existence
3. Understanding knowledge (factual, conceptual, and procedural) in science, technology, art, culture, and humanities with religious insight, nationality, state and civilization related phenomena and events that appear to the eye
4. Trying, processing and serving things in a concrete realm (using, parsing, assembling, modifying, and making) and abstract realms (writing, reading, counting, drawing and composing) as learned in school and from other sources same in point of view / theory

II. Standard Competence :

1.1. Grateful for the opportunity to learn English as the language of international communication.

2.3. Respect the responsibility, caring, cooperation and love attitude of peace, in carrying out functional communication

3.11. Mention the social functions and linguistic elements in the conversation.

III. Indicator of achieved competence :

1. Spiritual

Thank God for the existence of English as the language of international communication.

2. Social

Carry out responsible, caring, cooperative and peace-loving attitude, in carrying out functional communication consistently.

3. Knowledge

Understanding, applying, analyzing factual, conceptual, procedural knowledge based on his curiosity about science, technology, art, culture, and humanities with the insights of humanity, nationality, state and civilization related causes of phenomena and events, and applying procedural knowledge to the field of study specific to his or her talents and interests to solve problems.

4. Skill

Processing, reasoning and chanting in the realm of concrete and abstract realms is related to the development of the self-study in schools independently, and capable of using methods according to scientific rules.

IV. Learning Objectives :

1. Spiritual

After the learning process learners are grateful for the opportunity to learn English as an International language consistently

2. Social

After observing and discussing spoken texts and writing about place descriptions, learners behave responsibly, caring, cooperating and peace loving, in carrying out functional communications consistently

3. Knowledge

After observing and discussing spoken text and writing about the description of the place, learners can explain the social function, text structure and linguistic elements appropriately.

4. Skill

After understanding and discussing oral and written interpersonal texts, learners can cultivate, reason and chant in the realm of concrete and abstract realms related to the development of the self-study in the school independently, and able to use methods according to scientific rules.

V. Learning materials

- Hope suatu harapan yang bisa diwujudkan dan sangat mungkin terjadi.

c. Menyatakan Harapan (expressing hope)

Expressing Hope	Respons	Example
I hope... Let's hope for the best May you have a success How I expect you graduate from...	Thank you Thanks, I hope so	Roni : Where have you been? I have not seen you for two days. Dewa : Well, I have been sick since Sunday. Roni : What is wrong? Dewa : I have had a terrible cold all week. Roni : Oh, I am sorry to hear that. <i>I hope you feel better</i>

	<i>soon.</i> Dewa : Thanks , Roni.
--	--

- Wish adalah harapan yang biasanya sulit diwujudkan bahkan bisa dibilang mustahil dan tidak mungkin terjadi.

d. Do'a (wish)

Expressing wish	Respons	Example
I Wish.... May you pass in....	Thank you Yea, I hope so	Gina, Hi Jean. how are you ? Jean : Bad. Gina : what's wrong? Jean : My old brother got sick. He was to stay in the hospital for a few days to get medical care. Gina : What happened to him? Jean : He got cancer. Gina : I am sorry to hear that. But you still go to school? Jean : Yea, my mom told me that I have to go to school. She is the hospital to accompany my brother. Gina : <i>I hope your brother will get better soon.</i> Jean : <i>Yea, I hope so</i>

Different between Wish and Hope

Wish	Hope
<p>2. Wish is most commonly used in imagined/unreal situation</p> <p>Ex : I wish you were here (means : he was not there)</p> <p>I wish I can come (means : she</p>	<p>2. Hope can also be used in expression of goodwill</p> <p>Ex : I hope that you have an unforgettable moment</p>

didn't come)	
--------------	--

VI. Learning Resources / Media

3. Source:

- Book Of english Education
- Internet
- Experience from the teacher

2. Learning Media: White Board, Board marker, work sheet

VII. Learning methods

1. Approach : Scientific approach
2. Method : Project-based Learning
3. Techniques : Questioning writing tehcnique

VIII. Procedures

Fase	Learning Activities	Time
Pre-Activity	<p>a. Teacher:</p> <ul style="list-style-type: none"> - Teacher greets and asks students who are not present . - Teachers introduce topics to be taught. - Teacher explains material. <p>b. Student:</p> <ul style="list-style-type: none"> - Learners respond to greetings and teacher questions. 	10 minutes

	<ul style="list-style-type: none"> - Learners receive information about the topic to be studied. - Learners receive material information, objectives, benefits, and learning steps that will be implemented. 	
While-Activity	<p>A. Observe</p> <ul style="list-style-type: none"> • Student : Students read and understand the contents expression of hope and wish. • Teacher : <ul style="list-style-type: none"> - Ask the students to make a story. - Ask the students to write a story by implementing of Questioning Writing Technique. - Discussion about expression of hope and wish. • Report results <ul style="list-style-type: none"> - Then, students have to submit their work. 	40 minutes
Post-Test	<ul style="list-style-type: none"> - Learners with teachers conclude learning . - The teacher closes the lesson with prayer. 	10 minutes

X.Penilaian .

1. Writing test

Make a story based of Expression of hope and wish.

2. Rubrik Penilaian

No	Aspect of scoring	Very Poor (<6)	Poor (7-11)	Average (12-16)	Very Good (17-20)
1.	Content (30)				
2.	Grammar (25)				
3.	Vocabulary (20)				
4.	Organization (20)				
5.	Mechanics(spelling and punctuation) (5)				
	Total				

Lesson Plan (RPP) Control Class treatment 4

School Name : MA Raudhatussyubban
Subject : XI IIS (Control Class)
Topic : Expression of Invitation / Bahasa Inggris
Grade/Semester : I
Time Allocation : 60 minutes
Skill : Writing

I. Core Competence :

1. Responding and practicing the religious teachings he embraces
2. Appreciate the behavior (honest, discipline, responsibility, caring, courteous, curiosity, confidence, tolerance, internal motivation, healthy lifestyle, and environmentally friendly) in interacting effectively with the social and natural environment within the reach of the association and its existence
3. Understanding knowledge (factual, conceptual, and procedural) in science, technology, art, culture, and humanities with religious insight, nationality, state and civilization related phenomena and events that appear to the eye
4. Trying, processing and serving things in a concrete realm (using, parsing, assembling, modifying, and making) and abstract realms (writing, reading, counting, drawing and composing) as learned in school and from other sources same in point of view / theory

II. Standard Competence :

- 1.1. Grateful for the opportunity to learn English as the language of international communication.

2.3. Respect the responsibility, caring, cooperation and love attitude of peace, in carrying out functional communication

3.11. Mention the social functions and linguistic elements in the conversation.

III. Indicator of achieved competence :

1. Spiritual

Thank God for the existence of English as the language of international communication.

2. Social

Carry out responsible, caring, cooperative and peace-loving attitude, in carrying out functional communication consistently.

3. Knowledge

Understanding, applying, analyzing factual, conceptual, procedural knowledge based on his curiosity about science, technology, art, culture, and humanities with the insights of humanity, nationality, state and civilization related causes of phenomena and events, and applying procedural knowledge to the field of study specific to his or her talents and interests to solve problems.

4. Skill

Processing, reasoning and chanting in the realm of concrete and abstract realms is related to the development of the self-study in schools independently, and capable of using methods according to scientific rules.

IV. Learning Objectives :

1. Spiritual

After the learning process learners are grateful for the opportunity to learn English as an International language consistently

2. Social

After observing and discussing spoken texts and writing about place descriptions, learners behave responsibly, caring, cooperating and peace loving, in carrying out functional communications consistently

3. Knowledge

After observing and discussing spoken text and writing about the description of the place, learners can explain the social function, text structure and linguistic elements appropriately.

4. Skill

After understanding and discussing oral and written interpersonal texts, learners can cultivate, reason and chant in the realm of concrete and abstract realms related to the development of the self-study in the school independently, and able to use methods according to scientific rules.

V. Learning materials

- Invitation (Mengundang)
- Accepting (Menerima Undangan)

That would be very nice

OK,I will be there !

- Declining (Menolak Undangan)

Sorry, I can't.

I'd love to, but ...

- Contoh-Contoh Percakapan Ekspresing Invitation

Percakapan 1

Contoh percakapan accepting (Menerima Undangan)

Dani : Do you have anything to do tonight, Deby?

Deby : I don't think so. Why Deby?

Dani : My Friend is going to celebrate his wedding party tonight. He invited me and I don't want to go alone. I don't know with whom I should go there. Would you like to accompany me, Dani?

Deby : I would love too, but what time, Dani?

Dani : How about at seven o'clock? I'll pick you up.

Deby : Ok that's fine.

Dani : Thank's, Deby you're very kind.

VI. Learning Resources / Media

1. Source:

- Book Of english Education
- Internet
- Experience from the teacher

2. Learning Media: White Board, Board marker, work sheet

VII. Learning methods

1. Approach : Scientific approach

2. Method : Project-based Learning

3. Techniques : Questioning tehcnique

VIII. Procedures

Fase	Learning Activities	Time
Pre-Activity	<p>a. Teacher:</p> <ul style="list-style-type: none"> - Teacher greets and asks students who are not present . - Teachers introduce topics to be taught. - Teacher explains material. <p>b. Student:</p> <ul style="list-style-type: none"> - Learners respond to greetings and teacher questions. - Learners receive information about the topic to be studied. - Learners receive material information, objectives, benefits, and learning steps that will be implemented. 	10 minutes
While-Activity	<p>A. Observe</p> <ul style="list-style-type: none"> • Student : Students read and understand the contents expression of Invitation. • Teacher : <ul style="list-style-type: none"> - Ask the students to make a story based on the ekspression of Invitation. 	40 minutes

	<ul style="list-style-type: none"> - Ask the students to write a story by implementing of Questioning Technique. - Discussion about expression Invitation. • Report results - The students have to submit their work. 	
Post-Test	<ul style="list-style-type: none"> - Learners with teachers conclude learning . - The teacher closes the lesson with prayer. 	10 minutes

X.Penilaian .

1. Writing test

Make a dialog based on the expression of invitation.

2. Rubrik Penilaian

No	Aspect of scoring	Very Poor (<6)	Poor (7-11)	Average (12-16)	Very Good (17-20)
1.	Content (30)				
2.	Grammar (25)				
3.	Vocabulary (20)				
4.	Organization (20)				
5.	Mechanics(spelling and punctuation) (5)				

	Total				
--	-------	--	--	--	--

Lesson Plan (RPP) Posttest

School Name : MA Raudhatussyubban
Subject : XI MIA (Experiment Class) and IIS (Control Class)
Topic : Personal Letter / Bahasa Inggris
Grade/Semester : I
Time Allocation : 60 minutes
Skill : Writing

I. Core Competence :

1. Responding and practicing the religious teachings he embraces
2. Appreciate the behavior (honest, discipline, responsibility, caring, courteous, curiosity, confidence, tolerance, internal motivation, healthy lifestyle, and environmentally friendly) in interacting effectively with the social and natural environment within the reach of the association and its existence
3. Understanding knowledge (factual, conceptual, and procedural) in science, technology, art, culture, and humanities with religious insight, nationality, state and civilization related phenomena and events that appear to the eye
4. Trying, processing and serving things in a concrete realm (using, parsing, assembling, modifying, and making) and abstract realms (writing, reading, counting, drawing and composing) as learned in school and from other sources same in point of view / theory

II. Standard Competence :

1.1. Grateful for the opportunity to learn English as the language of international communication.

2.3. Respect the responsibility, caring, cooperation and love attitude of peace, in carrying out functional communication

3.11. Mention the social functions and linguistic elements in the conversation.

III. Indicator of achieved competence :

1. Spiritual

Thank God for the existence of English as the language of international communication.

2. Social

Carry out responsible, caring, cooperative and peace-loving attitude, in carrying out functional communication consistently.

3. Knowledge

Understanding, applying, analyzing factual, conceptual, procedural knowledge based on his curiosity about science, technology, art, culture, and humanities with the insights of humanity, nationality, state and civilization related causes of phenomena and events, and applying procedural knowledge to the field of study specific to his or her talents and interests to solve problems.

4. Skill

Processing, reasoning and chanting in the realm of concrete and abstract realms is related to the development of the self-study in schools independently, and capable of using methods according to scientific rules.

IV. Learning Objectives :

1. Spiritual

After the learning process learners are grateful for the opportunity to learn English as an International language consistently

2. Social

After observing and discussing spoken texts and writing about place descriptions, learners behave responsibly, caring, cooperating and peace loving, in carrying out functional communications consistently

3. Knowledge

After observing and discussing spoken text and writing about the description of the place, learners can explain the social function, text structure and linguistic elements appropriately.

4. Skill

After understanding and discussing oral and written interpersonal texts, learners can cultivate, reason and chant in the realm of concrete and abstract realms related to the development of the self-study in the school independently, and able to use methods according to scientific rules.

V. Learning materials

Surat dalam bahasa Inggris disebut dengan Letter. Personal Letter merupakan surat tidak resmi yang ditulis untuk perseorangan, biasanya yang terlibat hanyalah dua orang yang saling mengenal.

- Struktur dari Personal Letter

-Date (Tanggal) = Biasanya tanggal ini ditulis pada kiri paling atas. Tanggal ini menunjukkan kapan waktu surat ditulis.

-Address (Alamat) = Bagian ini adalah tempat dimana kamu menulis surat atau alamat asal si pengirim tinggal. Alamat ditulis pada bagian kanan atas.

-Salutation & Name (Salam & Nama) = Bagian ini menuliskan salam pembuka dan nama penerima surat. Contohnya "Dear...", "Dearest...", "Sweetheart", "Darling", "My love" dan lain-lain.

-Introduction (Pembukaan) = Pembukaan dari surat biasanya dimulai dengan sebuah pembukaan seperti tanggapan dari surat sebelumnya atau bisa juga awal perkenalan diri jika kalian baru memulai surat-menyurat.

-Body (Isi Surat) = Bagian ini merupakan isi atau inti dari surat. Pada bagian Body ini kalian menceritakan semua isi surat yang ingin kita ceritakan.

-Closure (Penutup) Bagian ini menunjukkan bahwa surat akan segera berakhir.

-Complimentary close (Salam Penutup) = Bagian ini merupakan ungkapan penutup pendek seperti, "With love". "Sincerely yours", "With love", and so on.

-Signature (Tanda tangan) = Bagian ini berada di bawah complementary close, kalian bisa membubuhkan tanda tangan atau bisa juga hanya inisial nama kalian saja.

- Contoh ungkapan yang digunakan pada personal letters

-Starting the letter

How are you?

It was so good to hear from you.

-Conclusion

See you.

I will write soon.

Bye.

VI. Learning Resources / Media

1. Source:

- Book Of english Education
- Internet
- Experience from the teacher

2. Learning Media: White Board, Board marker, work sheet

VII. Learning methods

1. Approach : Scientific approach
2. Method : Project-based Learning

VIII. Procedures

Fase	Learning Activities	Time
Pre-Activity	<p>a. Teacher:</p> <ul style="list-style-type: none"> - Teacher greets and asks students who are not present . - Teachers introduce topics to be taught. - Teacher explains material. <p>b. Student:</p> <ul style="list-style-type: none"> - Learners respond to greetings and teacher questions. - Learners receive information about the topic to be studied. - Learners receive material information, objectives, benefits, and learning steps that will be implemented. 	10 minutes
While-Activity	<p>A. Observe</p> <ul style="list-style-type: none"> • Student : Students read and understand the contents • Teacher : 	40 minutes

	<ul style="list-style-type: none"> - Ask the students to make a story based on the expression of personal letter. - Ask the students to write a letter not using technique Freewriting or Questioning technique - Discussion about personal letter. • Report results <ul style="list-style-type: none"> - The students have to submit their work. 	
Post-Test	<ul style="list-style-type: none"> - Learners with teachers conclude learning . - The teacher closes the lesson with prayer. 	10 minutes

X.Penilaian .

1. Writing test

Make a personal letter with a group.

2. Rubrik Penilaian

No	Aspect of scoring	Very Poor (<6)	Poor (7-11)	Average (12-16)	Very Good (17-20)
1.	Content (30)				
2.	Grammar (25)				
3.	Vocabulary (20)				
4.	Organization (20)				
5.	Mechanics(spelling and punctuation) (5)				

	Total				
--	-------	--	--	--	--

M Boyu di MIA B. Inggris

Descriptive text

My is friend hamwi. he ~~is~~ has long hair, ~~and~~
and ~~is~~ high at body

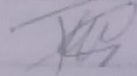
Name : Tina Ariani
kelas : XI MIPA

Hi, Ayu. How are you? I hope you are good.
Do you know! I have a trouble to learn about my english
Subject. I need a friend to solve my problem.

I got a homework from my teacher.
She ordered me to write personal letter. I called my classmate
to help me, but she can not help because, some reason.

I hope you can help me soon to solve my problem.
Because, next week is the deadline to submit this homework.

Your friend



Tina Ariani

115 class (Pre test)

Descriptive Text

Rahman has two eyes, ~~one~~ and a normal nose and high body

115 class (Post test.

Rahmaniah

- Friend
- Idol
- Someone special

Idol

1. Siapa (dol) (who)
2. apa sifatnya (what)
3. kapan lahir (when)
4. dimana dia tinggal (where)
5. Bagaimana dia (How)

Idol chanyeol

hello my idol . i always see you at television ,
instagram and youtob . i know about you , you born
was 27 november 1992 in seol south korean . you always
handsome and (suaranya) ^{voice} good . i love all ~~the~~ song
you . i hope i can meet you in real .

KEMENTERIAN AGAMA
UNIVERSITAS ISLAM NEGERI ANTASARI
FAKULTAS TARBIYAH DAN KEGURUAN
Jalan Jenderal Ahmad Yani Km 4,5 Banjarmasin Telepon (0511) 3253939
Faksimile (0511) 3274492 Email: ftk.antasari@gmail.com Web:
<http://ftk.antasari.ac.id>

Banjarmasin, 16 Mei 2019

Nomor : -
Lampiran : 1 Berkas Proposal
Hal : Mohon Persetujuan Judul Proposal
Kepada Yth.

Dekan Fakultas Tarbiyah dan Keguruan UIN Antasari
Banjarmasin

Ketua Jurusan Tadris Bahasa Inggris

Di -

Tempat

Assalamu'alaikum Warahmatullahi Wabarakatuh

Saya yang bertanda tangan dibawah ini:

Nama : Lika Hanifah
NIM : 1501240490
Fakultas : Tarbiyah dan Keguruan
Jurusan : Tadris Bahasa Inggris

Memohon kepada Bapak/Ibu untuk dapat menerima proposal skripsi saya yang berjudul:

**THE USE OF FREEWRITING TECHNIQUE IN IMPROVING
WRITING ABILITY OF CLASS XI AT RAUDHATUSSYISYUBBAN.**

Demikian permohonan ini disampaikan, besar harapan agar Bapak/Ibu berkenan menerimanya.

Walaikumsalam Warahmatullahi Wabarakatuh

Mengetahui

Dosen Penasehat



Nani Hizriani, MA

NIP 19771127 200312 2 001

Pemohon



Lika Hanifah

NIM 1501240490



**KEMENTERIAN AGAMA REPUBLIK INDONESIA
UNIVERSITAS ISLAM NEGERI ANTASARI
FAKULTAS TARBİYAH DAN KEGURUAN
BIRO SKRIPSI**

Jalan Jenderal Ahmad Yani KM. 4,5 Banjarmasin
Telepon (0511) 3253939 Faksimile (0511) 3274492
Email: ftk.antasari@gmail.com Web: www.ftk.iain-antasari.ac.id

SURAT KETERANGAN

Nomor: 1257/Un.14/III.1.t/06/2019

Yang bertanda tangan di bawah ini, menerangkan bahwa:

Nama : Lika Hanifah
N I M : 1501240490
Jurusan/Prodi : TBI
Alamat : Jl A.Yani Km.14 Komplek Karang Anyar Gg.
Roso Rt.3 No.2 Kecamatan Gambut
Kelurahan Gambut

adalah benar telah melaksanakan Seminar Desain Operasional Skripsi yang berjudul:

**THE USE OF FREEWRTING TECHNIQUE IN IMPROVING WRITING
ABILITY OF CLASS XI AT RAUDHATUSYSYUBBAN.**

Pada Hari/Tanggal : Rabu, 26 April 2019

Tempat : SAC

Demikian surat keterangan ini dibuat, untuk dipergunakan sebagaimana mestinya.

Banjarmasin, 27 Juni 2019



Mahmudah M.Pd.I

NIP.198708212015032004

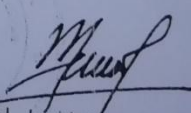


KEPUTUSAN DEKAN FAKULTAS TARBIYAH DAN KEGURUAN
UIN ANTASARI BANJARMASIN
NOMOR 45 TAHUN 2019
TENTANG
PENETAPAN DOSEN PEMBIMBING SKRIPSI SEMESTER GENAP
TAHUN AKADEMIK 2018/2019

DEKAN FAKULTAS TARBIYAH DAN KEGURUAN UIN ANTASARI,

- Menimbang : a. bahwa untuk kelancaran mahasiswa Fakultas Tarbiyah dan Keguruan UIN Antasari Banjarmasin membuat skripsi, maka perlu menetapkan Dosen-Dosen Fakultas Tarbiyah dan Keguruan untuk menjadi pembimbing;
- b. bahwa nama-nama sebagaimana tersebut dalam Surat Keputusan ini dipandang mampu dan cakap untuk ditetapkan sebagai Dosen Pembimbing Skripsi dimaksud.
- Mengingat : 1. Undang-Undang RI No. 20 Tahun 2003 tentang Sistem Pendidikan Nasional;
2. Peraturan Presiden RI Nomor 36 Tahun 2017 tanggal 3 April 2017 tentang Universitas Islam Negeri Antasari Banjarmasin;
3. Peraturan Pemerintah No. 60 Tahun 1999 tentang Pendidikan Tinggi;
4. Surat Keputusan Menteri Agama No. 30 Tahun 2017 tentang Organisasi dan Tata Kerja UIN Antasari;
5. Surat Keputusan Menteri Agama No. 36 Tahun 2017 tentang Statuta UIN Antasari Banjarmasin;
6. Keputusan Rektor IAIN No. 217A Tahun 2012 tentang Perubahan atas Keputusan Rektor No. 72 Tahun 2007 tentang Pedoman Penulisan Skripsi Program Strata Satu (S-1) IAIN Antasari Banjarmasin.
- MEMUTUSKAN:
- Menetapkan : KEPUTUSAN DEKAN FAKULTAS TARBIYAH DAN KEGURUAN UIN ANTASARI TENTANG PENETAPAN DOSEN PEMBIMBING SKRIPSI MAHASISWA SEMESTER GENAP TAHUN AKADEMIK 2018/2019
- Kesatu : Menetapkan Dosen Pembimbing Skripsi Mahasiswa Semester Genap Tahun Akademik 2018/2019, sebagaimana tersebut dalam lampiran yang merupakan bagian yang tidak terpisahkan dari keputusan.
- Kedua : Kepada Dosen Pembimbing Skripsi diberikan tugas untuk membimbing skripsi mahasiswa semester genap tahun akademik 2018/2019, sebagaimana tersebut dalam lampiran sesuai dengan usulan Ketua Program Studi masing-masing di Fakultas Tarbiyah dan Keguruan UIN Antasari Banjarmasin.
- Ketiga : Biaya akibat dikeluarkannya keputusan ini dibebankan kepada DIPA UIN Antasari Banjarmasin.
- Keempat : Keputusan ini berlaku sejak tanggal ditetapkan, dengan ketentuan bahwa apabila terdapat kekeliruan dalam penetapan ini, maka akan diadakan perbaikan dan perubahan sebagaimana mestinya.

Ditetapkan di Banjarmasin
pada tanggal 28 Juni 2019
DEKAN,


Prof. Dr. H. Juairiah, M.Pd.
NIP. 196001061986032004


Tembusan:

1. Rektor UIN Antasari Banjarmasin;
2. Ketua Jurusan;
3. Dosen Pembimbing
4. Arsip.

Lampiran : Nomor 4 tanggal 28 Juni 2019.
Tentang : Penetapan Dosen Pembimbing Skripsi Mahasiswa Semester Genap Tahun Akademik 2018/2019

No.	Nama Mahasiswa	NIM	Program Studi	Judul Skripsi	Dosen Pembimbing Konten dan Metodologi	Dosen Pembimbing Bahasa dan Teknik Penulisan
1	Lika Hanifah	1501240490	PBI	The Use of Free Writing Technique in Improving Writing Ability of Class XI at Raudhatul Yusrubban	Hj. Nani Hizriani, MA.	Hidayah Nor, S.Pd, M.Pd
2	Noorinda Taufani	1501240501	PBI	Motivations of Students to Enrol Info English Department of UIN Antasari Banjarmasin	Dra. Hj. Wardah Hayati, M.A.	Hidayah Nor, S.Pd, M.Pd
3	Henry Anggraini	1501240479	PBI	Teachers Trainee Pedagogic Competence in Implementation -Teaching Practice II In English Department of UIN Antasari Banjarmasin	Rusnadi, S.Pd., M.Pd.I., MA	Sovia Rahmaniah, M.Pd
4	Anggun Mar'a Barkatina	1501240467	PBI	The Analysis of English Reading Text Based on National Character and Cultural Education on Course Book for The Ninth Grade at The State of Junior High School in Banjarmasin	Dra. Hj. Wardah Hayati, M.A.	Nur Alfa Rahmah, M.Pd
5	Maryani Ridhana	1501240495	PBI	The Types of Task in Teaching English at SD Alam Muhammadiyah Banjarbaru	Hj. Nur Laila Kadariyah, S.Ag., M.Pd.	Hidayah Nor, S.Pd, M.Pd
6	Rizma Nihayatus Solehah	1501240524	PBI	The Use of Teams Games Tournament in Teaching English in The Academic Year of 2018/2019	Hj. Nur Laila Kadariyah, S.Ag., M.Pd.	Dra. Andi Iriina, M.Hum
7	Iqbal Prayoga	1501241560	PBI	The Use Exampro Application as Technology Media for English Examinations at MAN Kapuas	Rahmila Murtiana, SS., MA.	Hidayah Nor, S.Pd, M.Pd

Dekan,


Prof. Dr. H. Juainah, M.Pd.
NIP. 196001061986032004



KEMENTERIAN AGAMA REPUBLIK INDONESIA
KANTOR KEMENTERIAN AGAMA KABUPATEN BANJAR
MADRASAH ALIYAH RAUDHATUSYSUBBAN SUNGAI TABUK
Jl. Veteran Km. 6 RT. 4 No. 223 Sungai Lulut Kecamatan Sungai Tabuk Kode Pos 70653
Telepon/Faximile : 0511 6781676; e-mail : ma.raudhatussyubban@gmail.com

SURAT REKOMENDASI

Nomor : 188/Ma.17.16/PP.00.6/07/2019

Berdasarkan surat permohonan Riset dalam Rangka Penyusunan Skripsi Nomor B-2969/Un.14/III.1.1/07/2019 tanggal 23 Juli 2019 dari UIN Antasari Banjarmasin. Maka yang bertanda tangan di bawah ini :

Nama : Drs. H. Asmara Saibi
NIK : 19850403195907003
Jabatan : Kepala Madrasah

Dengan ini memberikan rekomendasi kepada:

Nama : Lika Hanifah
NIM : 1501240490
Jurusan : PBI
Fakultas : Tarbiyah dan Keguruan

Untuk melakukan Riset dalam Rangka Pengumpulan Data untuk penyusunan Skripsi Sarjana di MA Raudhatussyubban Sungai Lulut Kec. Sungai Tabuk Kab. Banjar dari tanggal 29 Juli 2019 sampai dengan tanggal 29 September 2019.

Demikian Surat Rekomendasi ini diberikan untuk dipergunakan sebagaimana mestinya.

Sungai Lulut, 24 Juli 2019

Kepala Madrasah,


Drs. H. Asmara Saibi
NIK. 19850403195907003



KEMENTERIAN AGAMA REPUBLIK INDONESIA
UNIVERSITAS ISLAM NEGERI ANTASARI
FAKULTAS TARBİYAH DAN KEGURUAN

Jalan Jenderal Ahmad Yani KM. 4/5 Banjarmasin
Telepon (0511) 3253939 Faksimile (0511) 3274492
Email: ftk.antasari@gmail.com Web: www.ftk.iain-antasari.ac.id

Nomor : B-3169/Un.14/III.1.t/07/2019
Sifat : Penting
Lampiran : 1 (satu) lembar
Hal : Riset Dalam Rangka Penyusunan Skripsi

Banjarmasin, 30 Juli 2019

K e p a d a,

Yth. **Kepala Kementerian Agama**
Kabupaten Banjar
di -- Martapura

Assalamu'alaikum Warahmatullah Wabarakatuh

Dengan hormat, sehubungan rencana penelitian yang akan dilaksanakan oleh mahasiswa (i) dalam rangka penyusunan skripsi, maka dengan ini kami mohon izin serta bantuan Bapak/Ibu agar kiranya berkenan memberikan informasi/data yang diperlukan oleh :

Nama : Lika Hanifah
N I M : 1501240490
Jurusan : PBI
Fakultas : Tarbiyah dan Keguruan
Alamat : Jln. Ahmad Yani Km.14 Komplek Karang Anyar Gg. Roso Rt. 3 Rw. 5
Kecamatan Gambut Kabupaten Banjar.

Demikian surat ini kami sampaikan, atas perhatian dan perkenan Bapak/Ibu serta kerjasamanya yang baik kami ucapkan terima kasih.

Wassalamu'alaikum Warahmatullah Wabarakatuh



Wakil Dekan Bidang Akademik dan
Kelembagaan,

Dr. Hairul Hudaya, M.Ag
NIP. 197510232006041003

Tembusan :

1. Dekan Fakultas Tarbiyah dan Keguruan UIN Antasari;
2. Kepala MA Raudhatussuyuban



**KEMENTERIAN AGAMA REPUBLIK INDONESIA
UNIVERSITAS ISLAM NEGERI ANTASARI
FAKULTAS TARBİYAH DAN KEGURUAN**

Jalan Jenderal Ahmad Yani KM. 4,5 Banjarmasin
Telepon (0511) 3253939 Faksimile (0511) 3274492
Email: ftk.antasari@gmail.com Web: www.ftk.iain-antasari.ac.id

SURAT RISET

Nomor: B- 3169/Un.14/III.1.t/07/2019

Dekan Fakultas Tarbiyah dan Keguruan UIN Antasari, dengan ini menugaskan kepada :

Nama : Lika Hanifah
Nomor Induk Mahasiswa : 1501240490
Semester : VIII (Delapan)
Alamat : Jln. Ahmad Yani Km.14 Komplek Karang Anyar Gg. Roso Rt. 3 Rw. 5 .Kecamatan Gambut Kabupaten Banjar.
Tugas : Melakukan Riset / Penelitian Ilmiah dalam rangka pengumpulan data untuk penyusunan Skripsi Sarjana dengan Judul :

THE EFFECTIVENESS OF FREEWRITING TECHNIQUE IN TEACHING WRITING

Tempat yang dituju : MA Raudhatussyubban
Barang yang dibawa : Seperangkat alat riset
Lamanya Riset : 2 (Dua) bulan
Dari tanggal : 29 Juli 2019
Sampai dengan tanggal : 29 September 2019

Demikian Surat Riset ini diberikan kepada ybs, agar pihak-pihak yang berkepentingan dapat memberikan bantuan seperlunya.



Wakil Dekan Bidang Akademik dan
Pengembangan,

Harul Huda, M.Ag
NIP. 197510232006041003

Mahasiswa yang bersangkutan,


Lika Hanifah
NIM. 1501240490



**KEMENTERIAN AGAMA REPUBLIK INDONESIA
KANTOR KEMENTERIAN AGAMA KABUPATEN BANJAR**

Jalan Sekumpul Nomor 19 Martapura Kode Pos 70614
Telp (0511) 4721249; Faximile (0511)4721249
Email: banjarkalsel@kemenag .go.id

Nomor : B-1499 /Kk-17.03-1/UM.00/07/2019

Martapura, 30 Juli 2019

Lampiran : -

Perihal : Izin Penelitian

Kepada Yth :

Dekan Fakultas Tarbiyah dan Keguruan

UIN Antasari Banjarmasin

Di-

Tempat

Assalamu'alaikum Wr. Wb.

Sehubungan dengan surat saudara Nomor : B-3169/Un.14/III.1.t/07/2019 tanggal 30 Juli 2019 tentang Riset dalam rangka penyusunan Skripsi :

Nama : Lika Hanifah
N I M : 1501240490
Fak/Jurusan : Tarbiyah dan Keguruan (PBI) Semester VIII (delapan)
Alamat : Jl. Ahmad Yani Km. 14 Komplek Karang Anyar Gg Roso Rt.3 Rw. 5
Kecamatan Gambut Kabupaten Banjar

Judul Skripsi : THE EFFECTIVENESS OF FREEWRITING TEHCNIQUE IN TEACHING WRITING

Tgl Penelitian : 29 Juli sd 29 September 2019

Lama Penelitian: 2 bulan

Pada prinsipnya Kepala Kantor Kementerian Agama Kab. Banjar menyetujui dan memberikan ijin penelitian kepada Nama tersebut di atas, di MA Raudhatussubban Kabupaten Banjar dengan ketentuan sebagai berikut :

1. Tidak mengganggu proses belajar siswa.
2. Menyampaikan laporan hasil penelitian pada Kepala Kantor Kementerian Agama Kabupaten Banjar

Demikian izin penelitian ini diberikan untuk dipergunakan sebagaimana mestinya.



Tembusan :

1. Kepala Kanwil Kementerian Agama Prop. Kal-Sel
2. Kepala MA Raudhatussubban Kabupaten Banjar
3. Yang bersangkutan.



KEMENTERIAN AGAMA REPUBLIK INDONESIA
KANTOR KEMENTERIAN AGAMA KABUPATEN BANJAR
MADRASAH ALIYAH RAUDHATUSSYUBBAN SUNGAI TABUK

Jl. Veteran Km. 6 RT. 4 No. 223 Sungai Lulut Kecamatan Sungai Tabuk Kode Pos 70653
Telepon/Faximile : 0511 6781676; e-mail : ma.raudhatussyubban@gmail.com

SURAT KETERANGAN TELAH MELAKUKAN RISET

Nomor : 200/Ma.17.16/PP.00.6/08/2019

Berdasarkan surat permohonan Riset dalam Rangka Penyusunan Skripsi Nomor B-2969/Un.14/III.1.t/07/2019 tanggal 23 Juli 2019 dari Fakultas Tarbiyah dan Keguruan Universitas Islam Negeri Antasari Banjarmasin. Maka yang bertanda tangan di bawah ini:

Nama : Drs. H. Asmara Saibi
NIK : 19850403195907003
Jabatan : Kepala Madrasah

Dengan ini menerangkan bahwa:


Nama : Lika Hanifah
NIM : 1501240490
Jurusan : PBI
Fakultas : Tarbiyah dan Keguruan

Telah selesai melaksanakan riset/penelitian ilmiah pada Madrasah Aliyah Raudhatussyubban dengan judul : "THE EFFECTIVENESS OF FREEWITING TEHCNIQUE IN TEACHING WRITING".

Demikian surat keterangan ini diberikan untuk dapat dipergunakan sebagaimana mestinya.

Sungai Lulut, 10 Agustus 2019

Kepala Madrasah,



Drs. H. Asmara Saibi


NIK. 19850403195907003



CONSULTATION NOTES

ADVISOR OF CONTENTS AND RESEARCH METHODS

NAME OF ADVISOR: Nani Hiariani, S.Pa, MA


Date	Notes	SIGNATURE
19/9/2019	<ul style="list-style-type: none">- provide observation sheet- How does your test look like?- How do you assess- Rubric score- How to you relate your research & finding with the theoretical review.	



CONSULTATION NOTES

ADVISOR OF LANGUAGE AND WRITING TECHNIQUES

NAME OF ADVISOR: Hidayah Nor, S.Pa, M.Pa

DATES	Notes	SIGNATURE
June /11/	- RPP	
Agustus /7	- tulisan di bab III	
Agustus /23	- Data treatment.	
18 Agustus September 2019	<ol style="list-style-type: none"> 1. please revise your chapter I and chapter II 2. please pay attention to your numbering systems 3. please revise your references. 4. please complete your appendices. 	

CURRICULUM VITAE

I. Personal Details	
Name	Lika Hanifah
Place and Date of Birth	Banjarmasin, March 17 th , 1997
Gender	Female
Marital Status	Single
Religion	Islam
Nationality	Indonesia
Parents	Hjh. Nurhasanah, and Ardiansyah (Alm)
Siblings	Khumaidi Akhbar, Deddy Saputra, S.Kom, Willy Kurniawan, S.Pd, and Lika Hanifah
II. Formal Education Background	
2002-2003	Asiyah Kindergarten (TK- Asiyah)
2003-2008	State Elementary School of Karang Mekar 10 (SDN Karang Mekar 10)
2008-2010	State Islamic Junior High School Al-Ikhwan (MTs Al-Ikhwan)
2010-2015	State Islamic Senior High School 1 Martapura (MAN 1 Martapura)
2015-2019	UIN Antasari Banjarmasin
III. Organization Experience	
2017	Member of LPPQ