

APPENDICES

Appendix (I)

LIST OF TRANSLATERY

Page	Name of Surah/Verse	Translation	
		Indonesian	English
2	Al-Kahf/66	Musa berkata kepada Khidir: "Bolehkah aku mengikutimu supaya kamu mengajarkan kepadaku ilmu yang benar di antara ilmu-ilmu yang telah diajarkan kepadamu?"	Musa said to Khidir: "Can I follow you so that you teach me the true knowledge among the knowledge that have been taught to you?"
3	An-Nahl/43	Dan Kami tidak mengutus sebelum kamu, kecuali orang-orang lelaki yang Kami beri wahyu kepada mereka; maka bertanyalah kepada orang yang mempunyai pengetahuan jika kamu tidak mengetahui.	And We did not send before you, except men whom We gave a revelation to them; then ask someone who has knowledge if you don't know.

Appendix (II)

The School Profile of MAN Tanah Laut

School Name	MAN Tanah Laut
Academic Year	2019/2020
Accreditation	A
NIS/NSS/NPSN	60728176
Adress	Jalan Al-Fatah Kel. Karang Taruna Kec. Pelaihari Kab. Tanah Laut Prov. Kalimantan Selatan
Vision of school	The realization of a student who have personality of faith, piety, good character, knowledgeable, environmentally friendly.
Mission of school	1. Improve Education Implementation. 2. Improving the Implementation of Guidance and Counseling.

	<ol style="list-style-type: none"> 3. Improving working relationships with students' parents and society and government. 4. Improve Administration, School Household, Library and Laboratories. 5. Increase awareness of a healthy environment.
Goal of school	<ol style="list-style-type: none"> 1. Increase quality learning and teaching activities. 2. Carry out Guidance and Counseling properly. 3. Carry out an increase in cooperative relations with students' parents and the community. 4. Implement the household administration of the school, library and laboratory well

Appendix (III)

OBSERVATION CHECKLIST

Teacher's Name : Time :

Date : Class :

No.	Aspects of Teacher Roles in 2013 Curriculum	Remark		Explanation
		Yes	No	
1.	Resource			
	- Teacher mastery the material			
	- Teacher uses other source			
2.	Facilitator			
	- Teacher makes an active, creative and fun learning			
3	Organizer			
	- Teacher organize students to do various activity			
4	Demonstrator			
	- Teacher be language model			
	- Teacher use mime and gesture			
5	Tutor			
	- Teacher gives personal guide in tutoring student			
6	Motivator			
	- Teacher enthusiasm in teaching			

	- Teacher gives advice, rewards and punishment			
7	Evaluator			
	- Teacher evaluate students by assessing in various ways			
	- Teacher evaluate students at certain of time			

INTERVIEW GUIDELINE

1. Do you know and understand the role of the teacher in the 2013 curriculum?
2. What books do you use to teach English?
3. Do you use other sources besides textbooks?
4. What do you do in facilitating students during the teaching and learning process?
5. How do you demonstrate the material and is there any difficulties?
6. How do you organize class and students' activity during the teaching and learning process?
7. How do you guide students who don't understand the lesson?
8. What do you do in motivating students to learn English?
9. When and how did you conduct an evaluation?

Teacher's Name : Teacher A Time : 10.45-12.00

Date : Monday, July 29th 2019 Class : X MIA 1

No.	Aspects of Teacher Roles in 2013 Curriculum	Remark		Explanation
		Yes	No	
1.	Resource			
	- Teacher mastery the material	✓		Teacher taught about pronoun because the theme of lesson is “Talking about Self”. Teacher gives many example.
	- Teacher uses other source	✓		Teacher bring a piece of paper for more example
2.	Facilitator			
	- Teacher makes an active, creative and fun learning	✓		Teacher ask students to make example in “Talking about Self” by using the name of students in the class then teacher explained about the lesson at the day, then teacher call students randomly and student have to be focus.
3	Organizer			
	- Teacher organize students to do various activity	✓		Teacher ask students to make ten sentences using pronoun, then teacher gave students five minutes to make sentences

4	Demonstrator			
	- Teacher be language model	✓		Teacher practice how to say some pronoun correctly. Such as, 'he' 'their' correctly
	- Teacher use mime and gesture		✓	
5	Tutor			
	- Teacher gives personal guide in tutoring student		✓	
6	Motivator			
	- Teacher enthusiasm in teaching	✓		Teacher stand up in front of classroom and walk around.
	- Teacher gives advice, rewards and punishment	✓		Teacher give praise by saying "Good job". Teacher give punishment to students that can focus and answer the question by practice in front of classroom.
7	Evaluator			
	- Teacher evaluate students by assessing in various ways		✓	
	- Teacher evaluate students at certain of time		✓	

Second Observation Checklist

Teacher's Name : Teacher A Time : 10.45-12.00
 Date : Monday, August 05th 2019 Class : X MIA 1

No.	Aspects of Teacher Roles in 2013 Curriculum	Remark		Explanation
		Yes	No	
1.	Resource			
	- Teacher mastery the material	✓		Teacher can answer students question and give another example that related
	- Teacher uses other source		✓	
2.	Facilitator			
	- Teacher makes an active, creative and fun learning	✓		Teacher invited one student to practice how to introduce person.
3	Organizer			
	- Teacher organize students to do various activity	✓		Teacher devided students in pairs to make conversation about 'talking about self'. Teacher also gave students time during five minutes to make conversation and practice in front of classroom
4	Demonstrator			

	- Teacher be language model	✓		Teacher correct some mispronunciation in the end of lesson.
	- Teacher use mime and gesture		✓	
5	Tutor			
	- Teacher gives personal guide in tutoring student		✓	
6	Motivator			
	- Teacher enthusiasm in teaching	✓		Teacher walk around the class and stand in the corner of class to attention students that practice speaking.
	- Teacher gives advice, rewards and punishment	✓		Teacher give applause and give praise “well done”. Teacher give point as the reward for students.
7	Evaluator			
	- Teacher evaluate students by assessing in various ways	✓		Teacher assess student by their practice in speaking about talking self.
	- Teacher evaluate students at certain of time	✓		Teacher evaluate students in the end of theme “Talking about Self”

Third Observation Checklist

Teacher's Name : Teacher A Time : 10.45-12.00

Date : Monday, August 12nd 2019 Class : X MIA 1

No.	Aspects of Teacher Roles in 2013 Curriculum	Remark		Explanation
		Yes	No	
1.	Resource			
	- Teacher mastery the material	✓		Teacher gave many examples about “Congratulating and Compliment”
	- Teacher uses other source	✓		Teacher brought a piece of paper that contain additional example
2.	Facilitator			
	- Teacher makes an active, creative and fun learning	✓		Teacher used three pictures and students should make one conversation by using situation in the picture.
3	Organizer			
	- Teacher organize students to do various activity	✓		Teacher divided students in pairs to make conversation and practice it. After that, teacher gave five minutes to students in making conversation, then practice it one minute.
4	Demonstrator			

	- Teacher be language model	✓		Teacher practiced how to say some words. Such as 'although' 'happier' 'thought'
	- Teacher use mime and gesture	✓		Teacher practiced to students how to congratulate and compliment someone.
5	Tutor			
	- Teacher giving personal guide in tutoring student		✓	
6	Motivator			
	- Teacher enthusiasm in teaching	✓		Teacher paid attention when students practice about the theme today and sit in the students' chair.
	- Teacher gives advice, rewards and punishment	✓		Teacher gave applause and give students compliment such as "wow, good perform" "your speaking is clearly"
7	Evaluator			
	- Teacher evaluate students by assessing in various ways		✓	
	- Teacher evaluate students at certain of time		✓	

Fourth Observation Checklist

Teacher's Name : Teacher A Time : 10.45-12.00
 Date : Monday, August 26th 2019 Class : X MIA 1

No.	Aspects of Teacher Roles in 2013 Curriculum	Remark		Explanation
		Yes	No	
1.	Resource			
	- Teacher mastery the material	✓		Teacher can answer students' questions.
	- Teacher uses other source	✓		Teacher bring grammar book.
2.	Facilitator			
	- Teacher makes an active, creative and fun learning	✓		Teacher taught grammar but she build students' interact by playing game, then teacher explain the material about present continuous tense after students make a fun game by guessing what their friend do.
3	Organizer			
	- Teacher organize students to do various activity	✓		Teacher call student to come forward and show them some picture. Teacher give student three minutes to make a gesture and their friend guessing.

4	Demonstrator			
	- Teacher be language model		✓	
	- Teacher use mime and gesture	✓		Teacher use gesture in pre-test by drinking a water. Then, she asked the students “What am I doing?”
5	Tutor			
	- Teacher giving personal guide in tutoring student	✓		Teacher talk to some students when other looks active in guessing but some students are passive.
6	Motivator			
	- Teacher enthusiasm in teaching	✓		Teacher walk around the classroom and very spirit when taught about grammar using game.
	- Teacher gives advice, rewards and punishment		✓	
7	Evaluator			
	- Teacher evaluate students by assessing in various ways	✓		Teacher evaluate students by making five sentences of present continuous tense
	- Teacher evaluate students at certain of time	✓		Teacher evaluate students in the end of lesson as post test.

First Observation Checklist

Teacher's Name : Teacher B Time : 08.00 – 09.30

Date : Tuesday, July 30th 2019 Class : XI IIS 1

No.	Aspects of Teacher Roles in 2013 Curriculum	Remark		Explanation
		Yes	No	
1.	Resource			
	- Teacher mastery the material	✓		Teacher explained material about Offers and Recommendations. Teacher also explained the differences between them.
	- Teacher uses other source		✓	
2.	Facilitator			
	- Teacher makes an active, creative and fun learning		✓	Teacher taught grammar and made example that involve students.
3	Organizer			
	- Teacher organize students to do various activity		✓	
4	Demonstrator			
	- Teacher be language model	✓		Teacher practiced how to say word that related to the material

	- Teacher use mime and gesture			
5	Tutor			
	- Teacher gives personal guide in tutoring students		✓	
6	Motivator			
	- Teacher enthusiasm in teaching	✓		Teacher stand up in front of classroom during explain the material.
	- Teacher gives advice, rewards and punishment	✓		Teacher told that the students should learn at home because the material will be repeat next meeting
7	Evaluator			
	- Teacher evaluate students by assessing in various ways		✓	
	- Teacher evaluate students at certain of time		✓	

Second Observation Checklist

Teacher's Name : Teacher B Time : 08.00 – 09.30

Date : Tuesday, August 06th, 2019 Class : XI IIS 1

No.	Aspects of Teacher Roles in 2013 Curriculum	Remark		Explanation
		Yes	No	
1.	Resource			
	- Teacher mastery the material	✓		Teacher gave many examples about Offers and Suggest
	- Teacher uses other source		✓	
2.	Facilitator			
	- Teacher makes an active, creative and fun learning	✓		Students made conversation about Offers and Suggest
3	Organizer			
	- Teacher organize students to do various activity		✓	Teacher devided students in pair to make conversation about Offers ans Suggest
4	Demonstrator			
	- Teacher be language model			

	- Teacher use mime and gesture	✓		Teacher gave example how to offering help or give suggestion.
5	Tutor			
	- Teacher gives personal guide in tutoring students		✓	
6	Motivator			
	- Teacher enthusiasm in teaching	✓		Teacher stand up in front of classroom during explain the material.
	- Teacher gives advice, rewards and punishment	✓		Teacher gave compliment by saying “good job” “well done” and “keep learning”
7	Evaluator			
	- Teacher evaluate students by assessing in various ways		✓	
	- Teacher evaluate students at certain of time		✓	

Third Observation Checklist

Teacher's Name : Teacher B Time : 08.00 – 09.30

Date : Tuesday, August 27th, 2019 Class : XI IIS 1

No.	Aspects of Teacher Roles in 2013 Curriculum	Remark		Explanation
		Yes	No	
1.	Resource			
	- Teacher mastery the material	✓		Teacher explained material about Opinion and Thought
	- Teacher uses other source		✓	
2.	Facilitator			
	- Teacher makes an active, creative and fun learning	✓		Teacher and students sharing the opinion about the new policy at their school. After that, teacher showed topic at the book to students and asked them to give their opinion
3	Organizer			
	- Teacher organize students to do various activity	✓		Teacher divided students in group by counting 1-4
	- Teacher organize the time of classroom activity	✓		Teacher gave students ten minutes to discussion about “bullying” “smoking” and “using cellphone”

4	Demonstrator			
	- Teacher be language model			
	- Teacher use mime and gesture		✓	Teacher gave example how to give opinion without bringing down others
5	Tutor			
	- Teacher gives personal guide in tutoring students		✓	
6	Motivator			
	- Teacher enthusiasm in teaching	✓		Teacher walked around the class and asked students if students did not understand the material yet
	- Teacher gives advice, rewards and punishment	✓		Teacher gave advice to students that related to the material. Such as 'don't bully your friend' 'don't waste time to play game'
7	Evaluator			
	- Teacher evaluate students by assessing in various ways		✓	
	- Teacher evaluate students at certain of time		✓	

Fourth Observation Checklist

Teacher's Name : Teacher B Time : 08.00 – 09.30
 Date : Tuesday, Sept 03rd, 2019 Class : XI IIS 1

No.	Aspects of Teacher Roles in 2013 Curriculum	Remark		Explanation
		Yes	No	
1.	Resource			
	- Teacher mastery the material	✓		Teacher repeat the material about "Offers and Suggests" and "Opinion and Thoughts"
	- Teacher uses other source		✓	
2.	Facilitator			
	- Teacher makes an active, creative and fun learning	✓		Teacher and students were discuss about game online. Students very active because most of them like to play online game.
3	Organizer			
	- Teacher organize students to do various activity	✓		Teacher did exercise at the day after making a little discussion with students.
4	Demonstrator			
	- Teacher be language model		✓	

	- Teacher use mime and gesture		✓	
5	Tutor			
	- Teacher gives personal guide in tutoring students		✓	
6	Motivator			
	- Teacher enthusiasm in teaching	✓		Teacher walked around the class during students do their task
	- Teacher gives advice, rewards and punishment	✓		Teacher gave punishment to students who cheating their friend
7	Evaluator			
	- Teacher evaluate students by assessing in various ways	✓		Teacher gave students exercise to make conversation about offers and suggest or opinion and thought in pairs. Then they practice it in front of class.
	- Teacher evaluate students at certain of time	✓		Teacher evaluate students in the end of two material. The both of material is about expression.

First Observation Checklist

Teacher's Name : Teacher C Time : 08.00-09.30
 Date : Wednesday, 31st 2019 Class : XII MIA

No.	Aspects of Teacher Roles in 2013 Curriculum	Remark		Explanation
		Yes	No	
1.	Resource			
	- Teacher mastery the material	✓		Teacher explained the material and gave many example
	- Teacher uses other source		✓	
2.	Facilitator			
	- Teacher makes an active, creative and fun learning	✓		Teacher asked six students to come forward and tell them to do something Teacher use role play to explain the material. Teacher explain every word that the students say as the point of material today
3	Organizer			
	- Teacher organize students to do various activity	✓		Teacher divided students in group to guessing the situation that they friend play. Then, students to practice role play five minutes during practice role play students can answer it
4	Demonstrator			

	- Teacher be language model	✓		Teacher practice how to pronounce 'may' and 'offer'
	- Teacher use mime and gesture	✓		Teacher practiced how to offering help and how to refuse it without make people offended
5	Tutor			
	- Teacher giving personal guide in tutoring students		✓	
6	Motivator			
	- Teacher enthusiasm in teaching	✓		Teacher very talkative and standing in front of classroom.
	- Teacher gives advice, rewards and punishment	✓		Teacher told that students should be learn at home.
7	Evaluator			
	- Teacher evaluate students by assessing in various ways		✓	
	- Teacher evaluate students at certain of time		✓	

Second Observation Checklist

Teacher's Name : Teacher C Time : 08.00-09.30

Date : Wednesday, August 07th 2019 Class : XII MIA

No.	Aspects of Teacher Roles in 2013 Curriculum	Remark		Explanation
		Yes	No	
1.	Resource			
	- Teacher mastery the material	✓		Teacher explained materiall about 'if clause'. Teacher also gave many examples and answer students' question.
	- Teacher uses other source	✓		Teacher used grammar book.
2.	Facilitator			
	- Teacher makes an active, creative and fun learning	✓		Students read a text about "Why You should visit Seattle" and they have to find if clause sentences.
3	Organizer			
	- Teacher organize students to do various activity	✓		Teacher choose students randomly when reading text to make them focus to listen their friend when reading text.
4	Demonstrator			
	- Teacher be language model	✓		Teacher practiced how to pronounce some word such as

				nature, entired, throughout, island, ect.
	- Teacher use mime and gesture		✓	
5	Tutor			
	- Teacher giving personal guide in tutoring students		✓	
6	Motivator			
	- Teacher enthusiasm in teaching	✓		Teacher stand up in front of classroom and explained the material. Teacher also repeat it if students asked him to repeat it.
	- Teacher gives advice, rewards and punishment	✓		During teaching, teacher gave many advice to students. Teacher gave advice about what should they do if they want to continue their study.
7	Evaluator			
	- Teacher evaluate students by assessing in various ways		✓	
	- Teacher evaluate students at certain of time		✓	

Third Observation Checklist

Teacher's Name : Teacher C Time : 08.00-09.30

Date : Wednesday, August 28th, 2019 Class : XII MIA

No.	Aspects of Teacher Roles in 2013 Curriculum	Remark		Explanation
		Yes	No	
1.	Resource			
	- Teacher mastery the material	✓		Teacher repeat the last material about if clause sentence.
	- Teacher uses other source		✓	
2.	Facilitator			
	- Teacher makes an active, creative and fun learning	✓		Teacher gave students exercise by using textbooks
3	Organizer			
	- Teacher organize students to do various activity		✓	
4	Demonstrator			
	- Teacher be language model		✓	
	- Teacher use mime and gesture		✓	
5	Tutor			

	- Teacher giving personal guide in tutoring students		✓	
6	Motivator			
	- Teacher enthusiasm in teaching	✓		Teacher very talkative and standing in front of classroom.
	- Teacher gives advice, rewards and punishment	✓		Teacher gave punishment if students cheating with their friend.
7	Evaluator			
	Teacher evaluate students by assessing in various ways	✓		Teachers gave students exercise to make five if clause sentences
	Teacher evaluate students at certain of time	✓		Teacher evaluated students after they learnt about if clause during two meetings

Adapted from

1. Harmer, J. (2007). *The Practice of English Language Teaching, Fourth Edition*. England: Longman.
2. Usman, M. U. (2011). *Menjadi Guru Professional*. Bandung: PT. Remaja Rosdakarya.

Appendix (IV)

Interview Guideline

1. Do you know and understand the role of the teacher in the 2013 curriculum?

Teacher A: Yes, I know the roles of teacher. Such as facilitator, motivator, evaluator, ect. However, in terms of curriculum, in my opinion there is many differences from the previous curriculum.

Teacher B: I don't know exactly, but I know some of the teacher roles. I thought the role of teacher become easily, because students was the center of learning. In fact, it is depend on students' ability.

Teacher C: I do not know in detail what are the roles of teachers in the 2013 curriculum. I thought, the roles was not different with the previous curriculum. Perhaps, there is several changes. In previous curriculum, teachers was the only one source of lesson, but nowadays, the focus of learning process is on students. Teachers facilitates them in learning.

2. What books do you use to teach English?

Teacher A: I use textbook "English for X class". The books are available in library and provided by government.

Teacher B: I use English textbook "English for XI" that distributed by the Ministry of Education.

Teacher C: I use English book for XII grade that distributed by Ministry of Education.

3. Do you use other sources besides textbooks?

Teacher A: Ya. I use another sources besides textbooks. It is depend on the material that I will teach that day. For example, if I teach grammar I will bring "buku betty"

Teacher B: I do not use any other sources, sometimes I found additional material that related to the material at the day in internet, but, I don't write it down in paper or print it. Actually, I also bring dictionary.

Teacher C: Yes, I use an English textbook by another publisher. This book as an additional learning material, especially to give them (students) exercise. They will faced national examination, so they have to practice more.

4. What do you do in facilitating students during the teaching and learning process?

Teacher A: I facilitated students by stimulated them to create their creativity in learning material, so that the lessons become fun. Sometimes I use picture as media.

Teacher B: In addition, besides using school facilities, as a facilitator, means am a connector between students and learning material or textbook. Creating topic that they like also can make students interested in learning process.

Teacher C: School has provided facilities that support the teaching and learning process. Such as chair, table, whiteboard, and also language laboratory. However, as a teacher to facilitate students in the learning process, I let the students to be free and creative on learning material at that day, but it is limited on the lesson on that day.

5. How do you demonstrate the material and is there any difficulties?

Teacher A: Now, students are learning about expressions and grammar. So that I demonstrate more how to express expressions with the right intonation. Then how do students say new words. Some students often have errors in saying the word, because they are not used to it. So I often repeat before moving on to the next discussion. Then, when I teach grammar I prefer to demonstrate directly rather than explain to students using formulas. Alhamdulillah, so far there is no material that is difficult to demonstrate to students.

Teacher B: In this semester, learn about expressions and maybe a little grammar is inserted in the expression. There are differences in word emphasis between English and Indonesian, so students are still carried away by Indonesian accents. And there are some mistakes in word pronunciation. This is only natural, because they are learning a foreign language. If they mistakenly say a word or put emphasis on a word, then I repeat it at the end of the lesson and invite them to repeat reading after me. Actually it's easier if you directly use video from native speaker. But LCD is not available in every class. So sometimes I use audio.

Teacher C: Perhaps in demonstrating English lesson is more effective when doing speaking. Many of the words they actually often say but still have errors. During teaching if I give students time to read the text, I immediately correct if they say something wrong. Actually if students practice speaking diligently then they will be proficient in processing words.

6. How do you organize class and students' activity during the teaching and learning process?

Teacher A: Preparing lesson plans is the main thing. Usually if the learning material is a little bit complicated then I will divide it into several meetings. But if it's easy then I will complete one material in one

meeting. I divide students in pairs to do the exercises, to make shorten time and all students can practice. Especially this odd semester a lot of material about expressions. So by using a short dialogue they practice conversation and their speaking skills are slowly trained.

Teacher B: In order to make time and activities of students run smoothly, after I delivered the learning material, I divided students into groups to complete the assignments that I give so that time runs efficiently.

Teacher C: In organizing classroom activity, I divided the seats for students into three parts. Middle, left and right. That makes it easier for me to explain the lesson because I stand in the middle of them, but it can also be used if the material about discussion. I immediately divided them into three groups without wasting time to divide them again.

7. How do you guide students who don't understand the lesson?

Teacher A: Usually students do not want to say that they do not understand the lessons that I am conveying. For example when students do some exercises that require them to be active, it is only seen which students are active and who are not. I come to students that I thought still don't understand and I explain briefly. If the student still don't understand, I also allow him come to me outside classroom.

Teacher B: Guiding students privately may be difficult because of the limited time that available. But if there are still students who want to ask or have any questions about the material I allow them to ask questions outside of classroom.

Teacher C: If guiding students individually I thought it is difficult, because I have to provide special time for them. Schools provide extra time to study English, but it is only as their practice to face national exam.

8. What do you do in motivating students to learn English?

Teacher A: In motivating students I usually praise them, such as I said “Good job” “Give Applause”. I also give them reward such as give their 80 point or give A. If they answer my questions or brave to come forward classroom. Besides, giving praise and reward. Motivate students means I as a teacher should keep students’ motivation to make them focus in learning process.

Teacher B: I motivate students’ to learn English by reward. I give them point that can cover their examination. I taught in Eleven class, some of my students are following an activity outside the classroom, sometimes they were absent. By using that, my students pay attention and look motivated. I also praise them I said “You have to

learn at home, don't be lazy" "You are very spirited" and "Good job class"

Teacher C: I motivate my students to keep learning by giving them lots of motivation everyday. Besides I give a lot of practice, I also give students a lot of motivation. Moreover, I teach in class twelve. Besides I motivate students to study harder and practice a lot, I also give them advice to continue their education to a higher level.


9. When and how did you conduct an evaluation?

Teacher A: I conduct the evaluation in the end of lesson at the day and in the end of chapter or sometimes if the material can combine, I do evaluate in the end of two chapters. I evaluate students by using written test and oral test.

Teacher B: I conduct evaluation in the end of theme or the lesson that I taught at the day by written test. Actually, evaluation not only for students, but also for teacher to know how is students' ability or students' lack.

Teacher C: I do evaluation in the end of chapter by using written test. I usually give students many exercise every meeting.

Appendix (V)


KEMENTERIAN AGAMA REPUBLIK INDONESIA
JURUSAN PENDIDIKAN BAHASA INGGRIS
FAKULTAS TARBIYAH DAN KEGURUAN
UNIVERSITAS ISLAM NEGERI
ANTASARI BANJARMASIN
Jl. Jenderal Ahmad Yani KM. 4,5 Banjarmasin 70235, Telepon (0511) 3253939 Faksimile (0511) 3274492, Email: fk.izuin-antasari.ac.id Web: fk.izuin-antasari.ac.id

Nomor : *B.01/Un.14/1111f/Kp.02/62/19* Banjarmasin, 18 Februari 2019
 Hal : *Mohon Izin Penelitian*


Yth. Kepala MAN Tanah Laut

Dengan Hormat,

Suhubungan dengan akan dilaksanakannya Penelitian Skripsi untuk menyelesaikan tugas akhir perkuliahan, maka dengan ini kami mohon izin kepada Bapak/Ibu bahwa mahasiswi yang namanya tersebut dibawah ini:

Nama : Rizqia Amaliyani
 Nim : 1501240525
 Fakultas : Tarbiyah dan Keguruan
 Jurusan : Tadris Bahasa Inggris
 Tingkat/Semester : VIII

Untuk melakukan penelitian awal untuk memenuhi tugas Penelitian Skripsi.
 Demikian surat permohonan ini saya sampaikan, atas perhatian dan kerjasamanya yang diberikan, kami ucapkan terima kasih.

Hormat Kami,
 Ketua Jurusan TBI

 Nani Hizriani, MA
 NIP 19771127 200312

Appendix (VI)

Banjarmasin, 28 Maret 2019

Nomor :
Lampiran : 1 Berkas Proposal
Hal : *Mohon Persetujuan Judul Skripsi*

Kepada Yth.
Dekan Fakultas Tarbiyah
Cq. Ketua Jurusan PBI
Di-
Tempat

Assalamu'alaikum Wr. Wb.

Saya yang bertanda tangan di bawah ini:

Nama : Rizqia Amaliyani
NIM : 1501240525
Fakultas : Tarbiyah dan Keguruan
Jurusan : Pendidikan Bahasa Inggris
Semester : VIII (Delapan)


Memohon kepada Bapak/ Ibu untuk dapat menerima proposal skripsi saya yang berjudul **"The Teachers' Role in 2013 Curriculum in English Teaching and Learning Process at MAN Tanah Laut"**

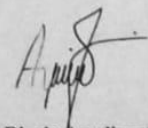
Demikian permohonan ini saya sampaikan, besar harapan saya agar Bapak/Ibu berkenan menerimanya.

Wassalamu'alaikum Wr. Wb.

Mengetahui
Dosen Penasehat,

Pemohon,



Rusnadi S.Pd.I. M.Pd.I. M.A
NIP 19771212 200312 1 002


Rizqia Amaliyani
NIM 1501240525

Appendix (VII)

 UIN ANTASARI	KEMENTERIAN AGAMA REPUBLIK INDONESIA UNIVERSITAS ISLAM NEGERI ANTASARI FAKULTAS TARBIYAH DAN KEGURUAN BIRO SKRIPSI Jalan Jenderal Ahmad Yani KM. 4,5 Banjarmasin Telepon (0511) 3253939 Faksimile (0511) 3274492 Email: ftk.antasari@gmail.com Web: www.ftk.iain-antasari.ac.id
<p align="center"><u>SURAT KETERANGAN</u> Nomor: 725/Un.14/III.1.t/04/2019</p>	
Yang bertanda tangan di bawah ini, menerangkan bahwa:	
Nama	: Rizqia Amaliyani
N I M	: 1501240525
Jurusan/Prodi	: TBI
Alamat	: Jl. Pramuka Komp. Satelit Permai Blok E No 97 RT 19 RW 02 Kel. Sungai Lulut Kec. Banjarmasin Timur
adalah benar telah melaksanakan Seminar Desain Operasional Skripsi yang berjudul:	
<p align="center">THE TEACHERS' ROLE IN 2013 CURRICULUM IN ENGLISH TEACHING AND LEARNING PROCESS AT MAN TANAH LAUT</p>	
Pada Hari/Tanggal	: Senin, 29 April 2019
Tempat	: SAC (Perpustakaan TBI)
Demikian surat keterangan ini dibuat, untuk dipergunakan sebagaimana mestinya.	
<p align="right">Banjarmasin, 30 April 2019</p> <p align="right">Ketua</p>  <p align="right">Mahmudali, M.Pd.I NIP.198708212015032004</p>	

Appendix (VIII)



KEMENTERIAN AGAMA REPUBLIK INDONESIA
UNIVERSITAS ISLAM NEGERI ANTASARI
FAKULTAS TARBIYAH DAN KEGURUAN
 Jalan Jenderal Ahmad Yani KM. 4,5 Banjarmasin
 Telepon (0511) 3253939 Faksimile (0511) 3274492
 Email: ftk.antasari@gmail.com Web: www.ftk.iain-antasari.ac.id

Nomor : B- 224/Un.14/III.1.1/06/2019
 Sifat : Penting
 Lampiran : 1 (satu) lembar
 Hal : Riset Dalam Rangka Penyusunan Skripsi

Banjarmasin, 25 Juni 2019

K e p a d a,

Yth. **Kepala Kementerian Agama**
Kabupaten Tanah Laut
 di – Pelaihari

Assalamu'alaikum Warahmatullah Wabarakatuh


Dengan hormat, sehubungan rencana penelitian yang akan dilaksanakan oleh mahasiswa (i) dalam rangka penyusunan skripsi, maka dengan ini kami mohon izin serta bantuan Bapak/Ibu agar kiranya berkenan memberikan informasi/data yang diperlukan oleh :

Nama : Rizqia Amaliyani
 N I M : 1501240525
 Jurusan : PBI
 Fakultas : Tarbiyah dan Keguruan
 Alamat : Jl. Pramuka Komp. Satelit Permai RT 19 RW 02 Blok E No. 97 Kel. Sungai Lulut Kec. Banjarmasin Timur

Demikian surat ini kami sampaikan, atas perhatian dan perkenan Bapak/Ibu serta kerjasamanya yang baik kami ucapkan terima kasih.

Wassalamu'alaikum Warahmatullah Wabarakatuh

Wakil Dekan Bidang Akademik dan Kelembagaan




Dr. Hairul Hudaya, M.Ag
 NIP. 197510232006041003

Tembusan :

1. Dekan Fakultas Tarbiyah dan Keguruan UIN Antasari;
2. Kepala MAN Tanah Laut

Subbag. Mikwa & Alumni FTK UIN Antasari

Appendix (IX)


KEMENTERIAN AGAMA REPUBLIK INDONESIA
UNIVERSITAS ISLAM NEGERI ANTASARI
FAKULTAS TARBIYAH DAN KEGURUAN
 Jalan Jenderal Ahmad Yani KM. 4,5 Banjarmasin
 Telepon (0511) 3253939 Faksimile (0511) 3274492
 Email: ftk.antasari@gmail.com Web: www.ftk.iain-antasari.ac.id

SURAT RISET
 Nomor: B-2241/Un.14/III.1.1/06/2019


Dekan Fakultas Tarbiyah dan Keguruan UIN Antasari, dengan ini menugaskan kepada :


Nama	: Rizqia Amaliyani
Nomor Induk Mahasiswa	: 1501240525
Semester	: VIII (Delapan)
Alamat	: Jl. Pramuka Komp. Satelit Permai RT 19 RW 02 Blok E No. 97 Kel. Sungai Lulut Kec. Banjarmasin Timur
Tugas	: Melakukan Riset / Penelitian Ilmiah dalam rangka pengumpulan data untuk penyusunan Skripsi Sarjana dengan Judul :

THE TEACHERS' ROLE IN 2013 CURRICULUM IN ENGLISH TEACHING AND LEARNING
 PROCESS AT MAN TANAH LAUT

Tempat yang dituju	: MAN Tanah Laut
Barang yang dibawa	: Seperangkat alat riset
Lamanya Riset	: 2 (Dua) bulan
Dari tanggal	: 22 Juli 2019
Sampai dengan tanggal	: 22 September 2019


Demikian Surat Riset ini diberikan kepada ybs, agar pihak-pihak yang berkepentingan dapat memberikan bantuan seperlunya.


 Wakil Dekan Bidang Akademik dan Kelembagaan,
 Dr. Hairul Hudaya, M.Ag
 NIP. 197510232006041003

Mahasiswa yang bersangkutan,

 Rizqia Amaliyani
 NIM. 1501240525

Subbag. Mikwa & Alumni FTK UIN Antasari

Appendix (X)

	KEMENTERIAN AGAMA REPUBLIK INDONESIA KANTOR KEMENTERIAN AGAMA KABUPATEN TANAH LAUT Jalan H. Boejasin Pelaihari Komp. Perkantoran Gagas Telpun / Fax (0512) 21068 Email : talakalsel@kemenag.go.id
---	---

REKOMENDASI

Nomor : *443* /Kk.17.11-2/TL.00.1/07/2019


Sehubungan dengan surat dari Dekan Fakultas Tarbiyah dan Keguruan Universitas Islam Negeri Antasari Banjarmasin Nomor : B-2241/Un.14/III.1.t/06/2019 tanggal 25 Juni 2019 Perihal : Riset Dalam Rangka Penyusunan Skripsi, Kepala Kantor Kementerian Agama Kabupaten Tanah Laut memberikan Izin Penelitian kepada :

Nama	: RIZQIA AMALIYANI
NIM	: 1501240525
Jurusan	: PBI
Fakultas	: Tarbiyah dan Keguruan
Alamat	: Jl. Pramuka Komp. Satelit Permai RT. 19 RW. 02 Blok E No. 97 Kel. Sungai Lulut Kec. Banjarmasin Timur .
Judul Penelitian	: " THE TEACHERS ROLE IN 2013 CURRICULUM IN ENGLISH TEACHING AND LEARNING PROCESS AT MAN TANAH LAUT ".


Untuk melakukan penelitian di MAN TANAH LAUT Kecamatan Pelaihari Kabupaten Tanah Laut, mulai tanggal 22 Juli 2019 s.d 22 September 2019.
Demikian Izin Penelitian ini diberikan untuk dapat dipergunakan sebagaimana mestinya.

Dibuat di : Pelaihari
Pada Tanggal : 16 Juli 2019

Kepala,


Drs. H. M. RUSDI HILMI, M.A
 NIP. 19700816 199503 1 002

Appendix (XI)



KEMENTERIAN AGAMA REPUBLIK INDONESIA
KANTOR KEMENTERIAN AGAMA KABUPATEN TANAH LAUT
MADRASAH ALIYAH NEGERI TANAH LAUT
 JL. AL. FATAH TELPON (0512) 21241
 Email : man.pelaihari@gmail.com

SURAT KETERANGAN
 Nomor : 727 / Ma.17.11-1 / PP.00.6 / 9 / 2019


Yang bertanda tangan di bawah ini Kepala Madrasah Aliyah Negeri (MAN) Tanah Laut Kab
 Tanah Laut, menerangkan :

Nama	: Rizqia Amaliyani
Pekerjaan	: Mahasiswa
No. Registrasi	: 1501240525
Program Studi	: Pendidikan Bahasa Inggris (PBI)
Tugas	: Melaksanakan Riset / Penelitian Ilmiah dalam rangka pengumpulan data untuk penyusunan Skripsi berjudul:
Judul Penelitian	: "THE TEACHERS ROLE IN 2013 CURRICULUM IN ENGLISH TEACHING AND LEARNING PROCESS AT MAN TANAH LAUT
Tempat Penelitian	: MAN Tanah Laut
Lamanya Riset	: 2 Bulan
Dari Tanggal	: 22 Juli 2019
Sampai dengan tanggal	: 22 September 2019

Telah selesai melaksanakan Riset/ Penelitian di MAN Tanah Laut, sesuai dengan surat Perintah
 Nomor : 443/Kk.17.11-2/TL.00.1/09/2018.



Demikian surat keterangan ini diberikan kepada yang bersangkutan agar kiranya dapat
 dipergunakan sebagaimana mestinya.

Pelaihari, 21 September 2019



[Signature]
 Dian Rifa Jaja, S.Ag., M.Pd.
 NIP. 1985032001


Appendix (XII)

Date	Notes	SIGNATURE
29/11/2019	<ul style="list-style-type: none">- Revise your research question and objective of study- Find another source for your research method (see my marks)- Revise your research setting 'open your thesis guide book!'- Make sure your data analysis	
05/12/2019	<ul style="list-style-type: none">- Please check your background of study just type in lowercase for your title 'see my <u>mark comment</u>'- Add more previous study related to your thesis!- There are so many grammatical error. Please revise!	

Appendix (XIII)

10/12/2019	<ul style="list-style-type: none">- Pay attention to your punctuation!- Typo!- Check your thesis guide book!- Reverse the tense in chapter 3.- Put the theories that you used for instruments!	/
13/12/2019	<ul style="list-style-type: none">- Reverse your abstract in p. 1, 2 and 3.* check my comment.- Read and check your thesis from chapter 1 → 5!	/

Appendix (XIV)



UIN
ANTASARI

KEMENTERIAN AGAMA REPUBLIK INDONESIA
UNIVERSITAS ISLAM NEGERI ANTASARI
FAKULTAS TARBIYAH DAN KEGURUAN
TADRIS BAHASA INGGRIS
 Jalan Jenderal Ahmad Yani KM. 4.5 Banjarmasin
 Telepon (0511) 3253939 Faksimile (0511) 3274492
 Email: ftk.anasari@gmail.com Web: www.ftk.uin-antasari.ac.id

LEMBAR BIMBINGAN THESIS

Nama	: Rizqia Amaliyani
NIM	: 1501240525
No. Telp	: 085248194499
Email	: rzamaliyani@gmail.com
Judul Thesis	: The Teachers' Role in 2013 Curriculum in English Teaching and Learning Process at MAN Tanah Laut

Dosen Pembimbing Akademik	: RUSNADI, S.PD.I.,M.PD.I.,M.A
Dosen Pembimbing Thesis 1	: PUJI SRI RAHAYU, M.A
Dosen Pembimbing Thesis 2	: FAJRIANOR, M.PD
Bimbingan ke	: 1
Berkas Thesis	: https://drive.google.com/open?id=1Xmx1ZjZ263qQOhNqY1PuZ7xMLCDQXx_Q
Catatan Bimbingan	:


- Please re-check your title in cover page !

- Add verbe in your background that related to your thesis

- Put the citation, see your thesis guide.

Banjarmasin, 03 Oct,2019 12:34 am

Pembimbing




Fajrianor, M.Pd

*Wajib dibawa saat bimbingan langsung

*Catat hasil konsultasi dan minta tanda tangan pembimbing

Appendix (XV)



UIN
ANTASARI

KEMENTERIAN AGAMA REPUBLIK INDONESIA
UNIVERSITAS ISLAM NEGERI ANTASARI
FAKULTAS TARBIYAH DAN KEGURUAN
TADRIS BAHASA INGGRIS
 Jalan Jenderal Ahmad Yani KM. 4.5 Banjarmasin
 Telepon (0511) 3253939 Faksimile (0511) 3274492
 Email: ftk.anasari@gmail.com Web: www.ftk.uin-antasari.ac.id

LEMBAR BIMBINGAN THESIS


Nama	: Rizqia Amaliyani
NIM	: 1501240525
No. Telp	: 085248194499
Email	: rzamaliyani@gmail.com
Judul Thesis	: THE TEACHERS' ROLE IN 2013 CURRICULUM IN ENGLISH TEACHING AND LEARNING PROCESS AT MAN TANAH LAUT

Dosen Pembimbing Akademik	: RUSNADI, S.PD.I., M.PD.I., M.A
Dosen Pembimbing Thesis 1	: PUJI SRI RAHAYU, M.A
Dosen Pembimbing Thesis 2	: FAJRIANOR, M.PD
Bimbingan ke	: 2
Berkas Thesis	: https://drive.google.com/open?id=1G-65Q-uiJA2R5h4UgwQd3hbp rIJ2oPoO
Catatan Bimbingan	:

- Please re-check your citation in previous study.
- See my comment and be ready to exam
- Send your last revision

Banjarmasin, 05 Nov, 2019 05:13 am

Pembimbing




Fajrianor, M.Pd

*Wajib dibawa saat bimbingan langsung

*Catat hasil konsultasi dan minta tanda tangan pembimbing

Appendix (XVI)



KEMENTERIAN AGAMA REPUBLIK INDONESIA
UNIVERSITAS ISLAM NEGERI ANTASARI
FAKULTAS TARBIYAH DAN KEGURUAN
TADRIS BAHASA INGGRIS
 Jalan Jenderal Ahmad Yani KM. 4.5 Banjarmasin
 Telepon (0511) 3253939 Faksimile (0511) 3274492
 Email: ftk.anasari@gmail.com Web: www.ftk.uin-antasari.ac.id

LEMBAR BIMBINGAN THESIS

Nama	: Rizqia Amaliyani
NIM	: 1501240525
No. Telp	: 085248194499
Email	: rzamaliyani@gmail.com
Judul Thesis	: The Teachers' Role in 2013 Curriculum in English Teaching and Learning Process at MAN Tanah Laut


Dosen Pembimbing Akademik	: RUSNADI, S.PD.I., M.PD.I., M.A
Dosen Pembimbing Thesis 1	: PUJI SRI RAHAYU, M.A
Dosen Pembimbing Thesis 2	: FAJRIANOR, M.PD
Bimbingan ke	: 3
Berkas Thesis	:

Catatan Bimbingan	:
-------------------	---

- Find at least three words for your abstract 'keywords'
- Put the number of page bottom in new chapter
- Please re-check your thesis from cover till appendices before exam.

Banjarmasin, 17 Dec, 2019 05:47 am

Pembimbing



Fajrianor, M.Pd

*Wajib dibawa saat bimbingan langsung

*Catat hasil konsultasi dan minta tanda tangan pembimbing

Appendix (XVII)

PHOTO OF DOCUMENTARY

Observation with teacher A



Classroom activity with teacher A



Observation with teacher B



Classroom activity with teacher B



Observation with teacher C



Classroom activity with teacher C

CURRICULUM VITAE

I. Personal Details

Name : Rizqia Amaliyani
 Place and Date of Birth : Panyipatan, Nopember 21st, 1997
 Gender : Female
 Marital Status : Single
 Religion : Islam
 Nationality : Indonesia
 Parents : Drs. H. Jamaluddin and Salmah
 Siblings : Husni Mubarak, M. Pd., Ahmad Mudzakkir, S.ST. and
 Muhammad Firdaus, S. Pd.

II. Formal Educational Background

2002 - 2003 : Anggrek Kindergarten (TK Anggrek)
 2003 - 2008 : State Elementary School of Karang Taruna 1 (SDN Karang Taruna 1)
 2008 - 2009 : State Elementary School of Kampung Baru 4 (SDN 4 Kampung Baru)
 2009 - 2012 : Islamic Junior High School Nurul Hidayah Batulicin (MTs Nurul Hidayah Batulicin)
 2012 - 2015 : State Islamic Senior High School Pelaihari (MAN Pelaihari)
 2015 - 2019 : English Education Department of Antasari State Islamic University Banjarmasin

III. Organization Experience

Banjarmasin, November 2019