

APPENDICES

Appendix (I)

LIST OF TRANSLATERY

Page	Name Of Surah/Verse	Translation	
		Indonesian	English
1	Al-Israa : 84	84. Katakanlah: "Tiap-tiap orang berbuat menurut keadaannya masing-masing". Maka Tuhanmu lebih mengetahui siapa yang lebih benar jalanNya.	Say: "Every one acts according to his own manner (character, personality)". Then your Lord best knows who more on the Path of Hidayet is."

Appendix (II)

GROUP OF TEACHING PRACTICE II IN ISLAMIC SENIOR HIGH
SCHOOL BANJARMASIN

MADRASAH :		MAN 1 Banjarmasin		KELOMPOK 54
KOORDINATOR:		Dr. H. Ahmadi, MM.		
NO	NIM	NAMA	JUR/KNSTRS	SUPERVISOR
10	1601241765	Leilya Sari Yustika	TBI	Dra. Hj. Wardah Hayati, MA.
11	1601241826	Laga Satriatama	TBI	
12	1601241790	Riana Putri	TBI	
13	1601241749	Arnabayah	TBI	
MADRASAH :		MAN 2 Banjarmasin		KELOMPOK 55
KOORDINATOR:		Dr. Hj. Tarwilah, M.Ag.		
NO	NIM	NAMA	JUR/KNSTRS	SUPERVISOR
9	1601241746	Annisa Khairir Rizki	TBI	Rusnadi, M.Pd.I., MA.
10	1601240771	Muhammad Arif Rahman Hakim	TBI	
11	1601240734	Nining Selawati	TBI	
12	1601240768	Luthfy Al Razieb	TBI	
13	1601240742	Rafika	TBI	
MADRASAH :		MAN 3 Banjarmasin		KELOMPOK 56
KOORDINATOR:		Drs. H. Azhari, M.Fil.I.		
NO	NIM	NAMA	JUR/KNSTRS	SUPERVISOR
9	1601241838	Syifaurrehman Fadhilah	TBI	Hj. Nurlaila Kadariyah, S.Ag., M.Pd.
10	1601240711	Habibah Munawaroh	TBI	
11	1601240775	Muhammad Rizki	TBI	
12	1601241836	Rifan	TBI	
MADRASAH :		MA Siti Maryam		KELOMPOK 58
KOORDINATOR:		Nauriatul Muharramah, S.E.I., M.Pd.I.		
NO	NIM	NAMA	JUR/KNSTRS	SUPERVISOR
7	1601241764	Laily Indriani Maulida	TBI	Thaibatun Nisa, M.Pd.
8	1501241506	Fierdayana Mariatul Kiftiah	TBI	
9	1601241756	Eva Nur Vitriana	TBI	
10	1501240480	Herlinda Erniyawati	TBI	
MADRASAH :		MA Raudatussyubban		KELOMPOK 59
KOORDINATOR:		Afifah Linda Sari, M.Pd.		
NO	NIM	NAMA	JUR/KNSTRS	SUPERVISOR
7	1601241757	Fathia Rezki	TBI	Afifah Linda Sari, M.Pd.
8	1601240698	Ayu Maulida Rahmi	TBI	
9	1601240694	Anida Rahmah	TBI	
MADRASAH :		MA Al-Istiqamah		KELOMPOK 60
KOORDINATOR:		Najminnur Hasanatun Nida, M.Pd.I.		
NO	NIM	NAMA	JUR/KNSTRS	SUPERVISOR
7	1601241775	Nisa Shafira	TBI	Hidayah Nor, M.Pd.
8	1601241766	Levia Devinianti	TBI	
9	1601240758	Aditya Prawira	TBI	
MADRASAH :		MA SMIP 1946		KELOMPOK 61
KOORDINATOR:		Rinda Azmi Saputri, M.Pd.		
NO	NIM	NAMA	JUR/KNSTRS	SUPERVISOR

7	1601241754	Erfina Putranti	TBI	Drs. Sa'adillah, M.Pd.
8	1601240774	Muhammad Iqbal Batubara	TBI	
9	1601241753	Elis Nurfitriani	TBI	
MADRASAH :		MA Irtiqaiyah		KELOMPOK 62
KOORDINATOR:		M. Amin Paris, S.Pd., M.Si.		
NO	NIM	NAMA	JUR/KNSTRS	SUPERVISOR
7	1601240710	Fitria Aulia Shalehah	TBI	Rahmila Murtiana, MA.
8	1601240701	Dana Fuadah	TBI	
9	1601241785	Nur Wafa	TBI	

MADRASAH :		MA Muhammadiyah I		KELOMPOK 63
KOORDINATOR:		Nur Alfa Rahmah, M.Pd.		
NO	NIM	NAMA	JUR/KNSTRS	SUPERVISOR
8	1601240777	Muhammad Suaidi	TBI	Nur Alfa Rahmah, M.Pd.
9	1601240754	Yulia Fernandita	TBI	
10	1601241815	Deni Ansyari	TBI	
11	1601240709	Firnanda Ariyanti	TBI	
MADRASAH :		MA Muhammadiyah 2 Al-Furqan		KELOMPOK 64
KOORDINATOR:		Muhammad Nadir, S.Ag., M.Pd.I., M.Stud.		
NO	NIM	NAMA	JUR/KNSTRS	SUPERVISOR
7	1601240724	Melda	TBI	Hj. Nani Hizriani, MA.
8	1601240767	Khalilur Rahman	TBI	
9	1601241798	Siti Fatimah	TBI	

Appendix (III)

A. INTERVIEW GUIDELINE PRE-SERVICE TEACHER A

1. Do you use the media for teaching practice II at school?

Answer : yes, I used media

2. How do you prepare teaching media for teaching practice II?

Answer : Just think about media that appropriate with material and students.

3. What are the steps that you take in creating teaching media in the classroom?

Answer : the steps that I should do are I have to consider which media I will use. Then, how about students' response while I am teaching with the media.

4. What is the pattern of media use in the classroom? (individuals, groups, or demonstrated by you)

Answer : Mostly I created media for groups.

5. How are the results of the evaluation after learning activities using the media?

Answer : After use media, students will be easier to understand material and students will not be bored.

6. What are the problems in creating teaching media? How to overcome it?

Answer : The problem is with the costs I incur. The way to overcome it is to minimize the cost of making it as simple as possible but still effective.

7. Does the school support facilities if you use certain media?

Answer : Yes, it does. They have and LCD but we have to borrow it in office.

8. Do you think that the media you use is optimal?

Answer : yes, I use it optimally.

B. INTERVIEW GUIDELINEPRE-SERVICE TEACHER B

1. Do you use the media for teaching practice II at school?

Answer : Seldom. I usually just use textbook (LKS) and only printed paper for their task. But, for middle and Final test I created a media.

2. How do you prepare teaching media for teaching practice II?

Answer : I just see from internet to guide me for created a media for middle of final test.

3. What are the steps that you take in creating teaching media in the classroom?

Answer : Understanding the material first. To teach Senior High School is not as easy as think. Sometimes it is quite hard to determine a suitable media for them. After I get an idea for media that is suitable with them, I will create it.

4. What is the pattern of media use in the classroom? (individuals, groups, or demonstrated by you)

Answer : I just use a media that I demonstrated in front of class.

5. How are the results of the evaluation after learning activities using the media?

Answer : Quite increased. but I prefer they focus on my explanation rather than media teaching media.

6. What are the problems in creatingteaching media? How to overcome it?

Answer : The problem I face when I want to create media is the limitations of ideas. I sometimes spend time just considering whether this lesson is suitable with teaching media or not. Until finally I decided if this could be explained I just needed a strategy game. The second is cost. Sometimes I think that if I teach several classes a week and then it will spend much money.

7. Does the school support facilities if you use certain media?

Answer : the school has facilities that support in terms of LCD, but there are already some that are broken and the electric socket is no longer functioning.

8. Do you think that the media you use is optimal?

Answer : I think I have used the media and my explanation optimally. But back to myself, if I could make the media at every meeting then it would be seen whether it was overall optimal.

C. INTERVIEW GUIDELINE PRE-SERVICE TEACHER C

1. Do you use the media for teaching practice II at school?

Answer : Yes, I use media during Teaching Practice II

2. How do you prepare teaching media for teaching practice II?

Answer : I will make a list about what should I do in the class, read the material, and looking for internet to guide me until I decide which media that I should create.

3. What are the steps that you take in creating teaching media in the classroom?

Answer : I will make a list about what should I do in the class, read the material, and looking for internet to guide me until I decide which media that I should create.

4. What is the pattern of media use in the classroom? (individuals, groups, or demonstrated by you)

Answer : Depend on material. But I ever use three of them.

5. How are the results of the evaluation after learning activities using the media?

Answer : of course media have the good result. It made students' ability more increase.

6. What are the problems in creating teaching media? How to overcome it?

Answer : I never teach the real students before, it is hard for me to understand students' characteristic. Also when I was in PPL 1, I always use media in technology basic. Such as LCD, Speaker,

PPT, Video, etc. In PPL II, I must spend paper a lot. The facility of the school do not support to me use certain media.

7. Does the school support facilities if you use certain media?

Answer : Like the question before, they do not support for use certain media.

8. Do you think that the media you use is optimal?

Answer : I think is optimal enough. But I have to improve it if I have a chance to teach one day.

D. INTERVIEW GUIDELINEPRE-SERVICE TEACHER D

1. Do you use the media for teaching practice II at school?

Answer : Yes, I use media.

2. How do you prepare teaching media for teaching practice II?

Answer : By looking at the material taught first, then you can adjust what media will be create and used in class.

3. What are the steps that you take in creating teaching media in the classroom?

Answer : I do not worry in making media; usually I will only use media in the form of writing or picture.

4. What is the pattern of media use in the classroom? (individuals, groups, or demonstrated by you)

Answer : I mostly create media in an individual form. Only print according to how many students are in the class.

5. How are the results of the evaluation after learning activities using the media?

Answer : They were quite helpful and were the easiest in learning English besides listening to my explanation.

6. What are the problems in creating teaching media? How to overcome it?

Answer : The problem I face in creating media is the time I spend on me. I am just worried that even if the media I use is effective, it will take a lot of time, it will not be in accordance with the lesson plan I made. The rest I have no problem.

7. Does the school support facilities if you use certain media?

Answer : Actually, I can use LCD from school, but I do not want to use it because of my limited teaching time.

8. Do you think that the media you use is optimal?

Answer : Not yet, actually there are many better media that can be used, but I only got the idea for the media when I finished teaching.

E. INTERVIEW GUIDELINE PRE-SERVICE TEACHER E

1. Do you use the media for teaching practice II at school?

Answer : yes, I used media

2. How do you prepare teaching media for teaching practice II?

Answer : Just think about media that appropriate with material and students.

3. What are the steps that you take in creating teaching media in the classroom?

Answer : the steps that I should do are I have to consider which media I will use. Then, how about students' response while I am teaching with the media.

4. What is the pattern of media use in the classroom? (individuals, groups, or demonstrated by you)

Answer : Mostly I created media for groups.

5. How are the results of the evaluation after learning activities using the media?

Answer : After use media, students will be easier to understand material and students will not be bored.

6. What are the problems in creating teaching media? How to overcome it?

Answer : The problem is with the costs I incur. The way to overcome it is to minimize the cost of making it as simple as possible but still effective.

7. Does the school support facilities if you use certain media?

Answer : Yes, it does. They have and LCD but we have to borrow it in office.

8. Do you think that the media you use is optimal?

Answer : yes, I use it optimally.

F. INTERVIEW GUIDELINE PRE-SERVICE TEACHER F

1. Do you use the media for teaching practice II at school?

Answer : Yes, I use media during Teaching Practice II

2. How do you prepare teaching media for teaching practice II?

Answer : I make my own media that I use at least two days before teaching practice

3. What are the steps that you take in creating teaching media in the classroom?

Answer : First, I understand the material. Then I make a min map of any activities that can be done within 2x45 minutes. After that, I can immediately come up with ideas to make anything. I imagine that media is used by students. If there is already an idea, for example I want to make a puzzle. I just searched on YouTube "How to make a puzzle" then I made. I prefer to make media that can be used for students, not just me who demonstrate it in front of the class.

4. What is the pattern of media use in the classroom? (individuals, groups, or demonstrated by you)

Answer : I use a variety of media forms. There are things that I share for individuals; there are also things that I present to students. Sometimes I combine both.

5. How are the results of the evaluation after learning activities using the media?

Answer : there was a significant increase in the evaluation results when I used the media. not only the results of the evaluation but the interest and enthusiasm of students in participating in learning is also high.

6. What are the problems in creating teaching media? How to overcome it?

Answer : The problems is that I have to think of what kind of media is in accordance with the material that I will teach. always constrained in the matter of ideas.

7. Does the school support facilities if you use certain media?

Answer : The school supports all facilities. at my PPL there is an LCD that I can use to display the acquisition score when I use the Kahoot application media. but I have to take students to the language laboratory. because the LCD installed in the class cannot function.

8. Do you think that the media you use is optimal?

Answer : Yes, the media that I create I use optimally. The media that I created really helped me in teaching and learning process.

G. INTERVIEW GUIDELINE PRE-SERVICE TEACHER G

1. Do you use the media for teaching practice II at school?

Answer : Yes, I use media for my class.

2. How do you prepare teaching media for teaching practice II?

Answer : I learn about the material that will be taught in class and looking for another example from internet.

3. What are the steps that you take in creating teaching media in the classroom?

Answer : I have to think about media that appropriate with material, then I will prepare all the stuff to start to created teaching media.

4. What is the pattern of media use in the classroom? (individuals, groups, or demonstrated by you)

Answer : sometimes I combine both of demonstrated by group and myself.

5. How are the results of the evaluation after learning activities using the media?

Answer : For the result, the media really help enough students in their learning process and can make them interesting with the lesson.

6. What are the problems in creating teaching media? How to overcome it?

Answer : The problem that I encountered in creating media is idea or creativity from the teacher. Another problem for me is I do not have any experience in teaching before. I just got practice with friend and it was different with the real student. Sometimes, I still use *Bahasain* order to make students understand about my explanation.

7. Does the school support facilities if you use certain media?

Answer : yes, the school have facilities to use certain media. But, the are several class that have broken facility.

8. Do you think that the media you use is optimal?

Answer : I think the media I created and used are optimal.

H. INTERVIEW GUIDELINEPRE-SERVICE TEACHER H

1. Do you use the media for teaching practice II at school?

Answer : Yes, I use media for my class.

2. How do you prepare teaching media for teaching practice II?

Answer : I prepare teaching media with using carton and other things.

3. What are the steps that you take in creating teaching media in the classroom?

Answer : Usually I just planning, creating, and applying the media in front of class.

4. What is the pattern of media use in the classroom? (individuals, groups, or demonstrated by you)

Answer : media that I created is used for individual or group, but mostly I created media for group. It would be easier for me.

5. How are the results of the evaluation after learning activities using the media?

Answer : For the result, *Alhamdulillah* help enough for studentsin their learning process.

6. What are the problems in creatingteaching media? How to overcome it?

Answer : The problem that I encountered in creating media is idea or creativity from the teacher. I tend to be less creative in making things

7. Does the school support facilities if you use certain media?

Answer : If from school *Alhamdulillah* it was quite helpful, because for the school that I teach that already has LCD in each class.

8. Do you think that the media you use is optimal?

Answer : *Insya Allah*, think the media I created and used are optimal.

I. INTERVIEW GUIDELINE PRE-SERVICE TEACHER I

1. Do you use the media for teaching practice II at school?

Answer : Yes, I use media during Teaching Practice II

2. How do you prepare teaching media for teaching practice II?

Answer : I search in internet to be my reference.

3. What are the steps that you take in creating teaching media in the classroom?

Answer : I have to look for idea, considering time management if I create certain media, make it simple, and apply the media in the classroom.

4. What is the pattern of media use in the classroom? (individuals, groups, or demonstrated by you)

Answer : Mostly I create media for group discussion rather than individual. In early meeting, I created media and I demonstrated in front of class.

5. How are the results of the evaluation after learning activities using the media?

Answer : Media really helpful, and the ability of student increase and they understand the material easily.

6. What are the problems in creatingteaching media? How to overcome it?

Answer : I am not a creative person. I do not have creativity in creating media for students, so sometimes I only use paper and writing task. If I am not lazy, I will insert some pictures so that students are more interested. So far, that is the only media that I use.

7. Does the school support facilities if you use certain media?

Answer : Not really, some electric socket in class no longer functioning.

8. Do you think that the media you use is optimal?

Answer : Yes. I try my best to create and use my media optimally.

J. INTERVIEW GUIDELINEPRE-SERVICE TEACHER J

1. Do you use the media for teaching practice II at school?

Answer : Yes, I use media during Teaching Practice II

2. How do you prepare teaching media for teaching practice II?

Answer : I will create media by myself, sometimes I asked my friend to help me to find the idea. I create media one day before the class.

3. What are the steps that you take in creating teaching media in the classroom?

Answer : I learn about the material first, considering media that I will create, prepare the carton, paper, or another stuff. Sometimes I practice in my room to use the media before entering the class.

4. What is the pattern of media use in the classroom? (individuals, groups, or demonstrated by you)

Answer : I created media for individual and group discussion.

5. How are the results of the evaluation after learning activities using the media?

Answer : the student will not be bored. When students enjoy, the material will be easily understand by them.

6. What are the problems in creating teaching media? How to overcome it?

Answer : My problems is about characteristic of students. Because of our age are not too distant, they consider us as friends. So sometimes, they have to be reprimanded first to get the attention. The media that I make are sometimes combined with games so that students who do not pay attention can play even though it is rather difficult to be persuaded. Another problem is about the cost. Because I live far from my parent I have to handle my money.

7. Does the school support facilities if you use certain media?

Answer : Yes, the school have LCD and language laboratory.

8. Do you think that the media you use is optimal?

Answer : Yes, I use the media optimally.

Appendix (IV)

Observation Checklist for Pre Service Teacher

NO	Aspect	Assessment			
		Excellent	Good	Fair	Poor
1	Media appropriates with student's characteristic				
2	Media appropriates with the Material				
3	Media appropriates with the Activities				
4	Media appropriates with the Learning condition				
5	The pre-service English teacher can use the media properly				
6	Teaching Media attractive students				
7	Teaching media in Text, graphics, pictures, audio or other form have a good color, texture, symbol				
8	The media can be seen by all the students in a whole class				
9	The students understand the material through media				

Source:

Saud, U. S. (2009). *Pengembangan Profesi Guru*. Bandung : Alfabeta.

Assessment Rubric for Pre-Service Teacher

NO	Aspect	Assessment			
		Excellent	Good	Fair	Poor
1	Media appropriates with student's characteristic	The Pre-service English Teacher Created media that suitable with condition of the students.	The Pre-service English Teacher Created media that suitable enough with condition of the students	The Pre-service English Teacher Created media that less suitable with condition of the students	The Pre-service English Teacher Created media that not suitable with condition of the students
2	Media appropriates with the Material	The Pre-service English Teacher Created media that suitable with material will be taught in the classroom.	The Pre-service English Teacher Created media that suitable enough with material will be taught in the classroom.	The Pre-service English Teacher Created media that less suitable with material will be taught in the classroom.	The Pre-service English Teacher Created media that not suitable with material will be taught in the classroom.
3	Media appropriates with the Activities	The Pre-service English Teacher Created media that suitable with material and students can participate in activities.	The Pre-service English Teacher Created media that suitable enough with material and students can participate in activities	The Pre-service English Teacher Created media that less suitable with material and students can participate in activities.	The Pre-service English Teacher Created media that not suitable with material and students cannot participate in activities
4	Media appropriates with the Learning condition	The Pre-service English Teacher Created media that suitable with learning condition of students	The Pre-service English Teacher Created media that suitable enough with learning condition of students	The Pre-service English Teacher Created media that less suitable with learning condition of students	The Pre-service English Teacher Created media that not suitable with learning condition of students
5	The pre-service English teacher can use the media	The Pre-service English Teacher can use the media that they create properly	The Pre-service English Teacher can use the media that they create quite properly and	The Pre-service English Teacher can use the media that they create less properly and	The Pre-service English Teacher cannot use the media that they create properly

	properly	and they explained material through media clearly.	they explained material through media clearly.	they explained material through media quiet clearly.	and they cannot explained material through media clearly.
6	Teaching Media attractive students	Teaching media that they created attractive the students in the classroom.	Teaching media that they created quite attractive the students in the classroom.	Teaching media that they created less attractive the students in the classroom.	Teaching media that they created not attractive the students in the classroom.
7	Teaching media in Text, graphics, pictures, audio or other form have a good color, texture, symbol	Teaching media is clear, interesting, and safe for students.	Teaching media is quite clear, interesting, and safe for students.	Teaching media is clear less, quite interesting, and still safe for students.	Teaching media is not clear, not interesting, and not safe for students.
8	The media can be seen by all the students in a whole class	Students in classroom can see clearly teaching media if the media that they created in front of class	Students in classroom can see quite clear teaching media if the media that they created in front of class.	Students in classroom can see less clearly teaching media if the media that they created in front of class.	Students in classroom cannot see clearly teaching media if the media that they created in front of class.
9	The students understand the material through media	The students easy understand the material through media after learning activities.	The students understand enough the material through media after learning activities.	The students less understand the material through media after learning activities.	The students cannot understand and still confuse the material through media after learning activities.

Observation Checklist

Pre-Service English Teacher A

NO	Aspect	Assessment			
		Excellent	Good	Fair	Poor
1	Media appropriates with student's characteristic		✓		
2	Media appropriates with the Material		✓		
3	Media appropriates with the Activities		✓		
4	Media appropriates with the Learning condition		✓		
5	The pre-service English teacher can use the media properly		✓		
6	Teaching Media attractive students		✓		
7	Teaching media in Text, graphics, pictures, audio or other form have a good color, texture, symbol		✓		
8	The media can be seen by all the students in a whole class		✓		
9	The students understand the material through media		✓		

Observation Checklist

Pre-Service English Teacher B

NO	Aspect	Assessment			
		Excellent	Good	Fair	Poor
1	Media appropriates with student's characteristic			✓	
2	Media appropriates with the Material			✓	
3	Media appropriates with the Activities				✓
4	Media appropriates with the Learning condition			✓	
5	The pre-service English teacher can use the media properly			✓	
6	Teaching Media attractive students				✓
7	Teaching media in Text, graphics, pictures, audio or other form have a good color, texture, symbol			✓	
8	The media can be seen by all the students in a whole class		✓		
9	The students understand the material through media			✓	

Observation Checklist
Pre-service English Teacher C

NO	Aspect	Assessment			
		Excellent	Good	Fair	Poor
1	Media appropriates with student's characteristic		✓		
2	Media appropriates with the Material		✓		
3	Media appropriates with the Activities		✓		
4	Media appropriates with the Learning condition		✓		
5	The pre-service English teacher can use the media properly			✓	
6	Teaching Media attractive students		✓		
7	Teaching media in Text, graphics, pictures, audio or other form have a good color, texture, symbol	✓			
8	The media can be seen by all the students in a whole class		✓		
9	The students understand the material through media		✓		

Observation Checklist
Pre-service English Teacher D

NO	Aspect	Assessment			
		Excellent	Good	Fair	Poor
1	Media appropriates with student's characteristic		✓		
2	Media appropriates with the Material		✓		
3	Media appropriates with the Activities		✓		
4	Media appropriates with the Learning condition		✓		
5	The pre-service English teacher can use the media properly	✓			
6	Teaching Media attractive students		✓		
7	Teaching media in Text, graphics, pictures, audio or other form have a good color, texture, symbol	✓			
8	The media can be seen by all the students in a whole class		✓		
9	The students understand the material through media		✓		

Ibservation Checklist
Pre-service English Teacher E

NO	Aspect	Assessment			
		Excellent	Good	Fair	Poor
1	Media appropriates with student's characteristic				✓
2	Media appropriates with the Material		✓		
3	Media appropriates with the Activities		✓		
4	Media appropriates with the Learning condition		✓		
5	The pre-service English teacher can use the media properly				✓
6	Teaching Media attractive students		✓		
7	Teaching media in Text, graphics, pictures, audio or other form have a good color, texture, symbol			✓	
8	The media can be seen by all the students in a whole class			✓	
9	The students understand the material through media		✓		

Observation Checklist
Pre-service English Teacher F

NO	Aspect	Assessment			
		Excellent	Good	Fair	Poor
1	Media appropriates with student's characteristic		✓		
2	Media appropriates with the Material	✓			
3	Media appropriates with the Activities	✓			
4	Media appropriates with the Learning condition		✓		
5	The pre-service English teacher can use the media properly	✓			
6	Teaching Media attractive students	✓			
7	Teaching media in Text, graphics, pictures, audio or other form have a good color, texture, symbol		✓		
8	The media can be seen by all the students in a whole class		✓		
9	The students understand the material through media		✓		

Observation Checklist
Pre-service English Teacher G

NO	Aspect	Assessment			
		Excellent	Good	Fair	Poor
1	Media appropriates with student's characteristic			✓	
2	Media appropriates with the Material		✓		
3	Media appropriates with the Activities			✓	
4	Media appropriates with the Learning condition			✓	
5	The pre-service English teacher can use the media properly			✓	
6	Teaching Media attractive students		✓		
7	Teaching media in Text, graphics, pictures, audio or other form have a good color, texture, symbol			✓	
8	The media can be seen by all the students in a whole class		✓		
9	The students understand the material through media			✓	

Observation Checklist
Pre-service English Teacher H

NO	Aspect	Assessment			
		Excellent	Good	Fair	Poor
1	Media appropriates with student's characteristic		✓		
2	Media appropriates with the Material		✓		
3	Media appropriates with the Activities		✓		
4	Media appropriates with the Learning condition		✓		
5	The pre-service English teacher can use the media properly		✓		
6	Teaching Media attractive students		✓		
7	Teaching media in Text, graphics, pictures, audio or other form have a good color, texture, symbol		✓		
8	The media can be seen by all the students in a whole class		✓		
9	The students understand the material through media		✓		

Observation Checklist
Pre-service English Teacher I

NO	Aspect	Assessment			
		Excellent	Good	Fair	Poor
1	Media appropriates with student's characteristic		✓		
2	Media appropriates with the Material		✓		
3	Media appropriates with the Activities		✓		
4	Media appropriates with the Learning condition			✓	
5	The pre-service English teacher can use the media properly				
6	Teaching Media attractive students		✓		
7	Teaching media in Text, graphics, pictures, audio or other form have a good color, texture, symbol		✓		
8	The media can be seen by all the students in a whole class		✓		
9	The students understand the material through media		✓		

Observation Checklist
Pre-service English Teacher J

NO	Aspect	Assessment			
		Excellent	Good	Fair	Poor
1	Media appropriates with student's characteristic			✓	
2	Media appropriates with the Material		✓		
3	Media appropriates with the Activities		✓		
4	Media appropriates with the Learning condition			✓	
5	The pre-service English teacher can use the media properly		✓		
6	Teaching Media attractive students		✓		
7	Teaching media in Text, graphics, pictures, audio or other form have a good color, texture, symbol		✓		
8	The media can be seen by all the students in a whole class		✓		
9	The students understand the material through media		✓		

Appendix (V)

KEMENTERIAN AGAMA
UNIVERSITAS ISLAM NEGERI ANTASARI
FAKULTAS TARBIYAH DAN KEGURUAN
 Jalan Jenderal Ahmad Yani Km 4,5 Banjarmasin Telepon (0511) 3253939
 Faksimile (0511) 3274492 Email: fk.antasari@gmail.com Web: <http://ftk.antasari.ac.id>

Banjarmasin, Juli 2019

NO : -
 LAMPIRAN : 1 Berkas Proposal.
 HAL : Mohon Persetujuan Judul Proposal
 Kepada Yth.

Dekan Fakultas Tarbiyah dan Keguruan UIN Antasari Banjarmasin
Ketua Jurusan Tadris Bahasa Inggris

Di-

Tempat

Assalamu 'alaikum warohmatullahiwabarokatuh.

Saya yang bertanda tangan dibawah ini:

Nama : Rahmi Hidayah
 NIM : 1501240515
 Fakultas : Tarbiyah dan Keguruan
 Jurusan : Pendidikan Bahasa Inggris


Memohon kepada bapak/ibu untuk dapat menerima proposal skripsi saya yang berjudul
"Pre-service English Teacher's Problem in Creating Media for Teaching Practice II in School"

Demikian permohonan ini saya sampaikan, besar harapan saya agar bapak/ibu berkenan menerimanya. Sebagai surat pertimbangan saya lampirkan naskah proposal skripsi saya bersama surat ini.


Wassalamu 'alaikum WarohmatullahiWabarokatuh.

Mengetahui,

Dosen Penasihat


Rusnadi, S. Pd, I. M. Pd, I. MA
 NIP. 1977 1212200312

Pemohon


Rahmi Hidayah
 NIM : 1501240515



Appendix (VI)

	KEMENTERIAN AGAMA REPUBLIK INDONESIA UNIVERSITAS ISLAM NEGERI ANTASARI FAKULTAS TARBİYAH DAN KEGURUAN BIRO SKRIPSI
	Jalan Jenderal Ahmad Yani KM. 4,5 Banjarmasin Telepon (0511) 3253939 Faksimile (0511) 3274492 Email: ftk.antasari@gmail.com Web: www.ftk.iain-antasari.ac.id
<u>SURAT KETERANGAN</u> Nomor: 1688/Un.14/III.1.t/09/2019	
Yang bertanda tangan di bawah ini, menerangkan bahwa:	
Nama	: Rahmi Hidayah
N I M	: 1501240515
Jurusan/Prodi	: TBI
Alamat	: Jalan Pramuka Komplek Rahayu KM. 5,5 No.97 Kel. Sei Lulut, Kec. Banjarmasin Timur
adalah benar telah melaksanakan Seminar Desain Operasional Skripsi yang berjudul:	
PRE-SERVICE ENGLISH TEACHER'S PROBLEM IN CREATING MEDIA FOR TEACHING PRACTICE II IN SCHOOL	
Pada Hari/Tanggal	: Kamis, 29 Agustus 2019
Tempat	: SAC (Perpustakaan TBI)
Demikian surat keterangan ini dibuat, untuk dipergunakan sebagaimana mestinya.	
Banjarmasin, 3 September 2019  M. Pd.I NIP. 198708212015032004	



Appendix (VII)



**KEMENTERIAN AGAMA REPUBLIK INDONESIA
UNIVERSITAS ISLAM NEGERI ANTASARI
FAKULTAS TARBIYAH DAN KEGURUAN
BIRO SKRIPSI**

Jalan Jenderal Ahmad Yani KM. 4,5 Banjarmasin
Telepon (0511) 3253939 Faksimile (0511) 3274492
Email: ftk.antasari@gmail.com Web: www.ftk.uin-antasari.ac.id

CATATAN SEMINAR PROPOSAL SKRIPSI

- 1. Nama Mahasiswa : *Rahmi Hidayah*
- 2. NIM : *1501240515*
- 3. Program Studi : *Tadris Bahasa Inggris*
- 4. Judul Proposal Skripsi : *Pre-Service English Teacher's problem in creating media for Teaching Practica II in school.*
- 5. Dosen Pembimbing : *Dra. Hj. Wardah Hayati, MA
Fajriator, S.Pd. M.Pd.*
- 6. Catatan Hasil Seminar :


NO	Catatan/saran Penanggap	NO	Catatan/saran Dosen
1	<p><i>M. Akbar Amizki:</i></p> <ul style="list-style-type: none"> - <i>Hardts / ayat tidak</i> - <i>konstruksi penulisan</i> - <i>previous study</i> - <i>spasi & pertautan</i> - <i>cutrision & perbaikan</i> - <i>pelajar teknis penulisan</i> 		<p><i>fajriator, S.pd, M.Pd.</i></p> <ul style="list-style-type: none"> 1. <i>Creating / selecting.</i> - <i>How to create the media?</i> - <i>find the theory.</i> 2. <i>populer 3 sekolah tndk</i> <i>Antup. untuk mahasiswa.</i> <i>Di sekolah yang brduk</i> <i>negeri</i>
2	<p><i>Aisah →</i></p> <ul style="list-style-type: none"> - <i>why do you choose the title?</i> 		
3	<p><i>Erynda → previous Study differences / similarities.</i></p>		
4	<p><i>Henry → what make you interest to this title?</i></p>		

Banjarmasin, *29/02*.....201*9*.
Moderator

[Signature]
Sidi Manu

Catatan :
Lembaran seminar ini, diisi oleh moderator

Appendix (VIII)


KEMENTERIAN AGAMA REPUBLIK INDONESIA
UNIVERSITAS ISLAM NEGERI ANTASARI
FAKULTAS TARBİYAH DAN KEGURUAN
 Jalan Jenderal Ahmad Yani KM. 4,5 Banjarmasin
 Telepon (0511) 3253939 Faksimile (0511) 3274492
 Email ftk.antasari@gmail.com Web: www.ftk.iain-antasari.ac.id

Nomor : B-4678 /Un.14/III.1.t/09/2019 Banjarmasin, II September 2019
 Sifat : Penting
 Lampiran : I (satu) lembar
 Hal : Riset Dalam Rangka Penyusunan Skripsi

Kepada,
 Yth. **Dekan Fakultas Tarbiyah dan Keguruan**
Kota Banjarmasin
 di – Banjarmasin


Assalamu'alaikum Warahmatullah Wabarakatuh

Dengan hormat, sehubungan rencana penelitian yang akan dilaksanakan oleh mahasiswa (i) dalam rangka penyusunan skripsi, maka dengan ini kami mohon izin serta bantuan Bapak/Ibu agar kiranya berkenan memberikan informasi/data yang diperlukan oleh :


Nama : Rahmi Hidayah
 N I M : 1501240515
 Jurusan : PBI
 Fakultas : Tarbiyah dan Keguruan
 Alamat : Jl. Pramuka KM 5,5 Komp. Rahayu No.97 RT.21 RW.03, Kel. Sungai Lulut
 Kec. Banjarmasin Timur

Demikian surat ini kami sampaikan, atas perhatian dan perkenan Bapak/Ibu serta kerjasamanya yang baik kami ucapkan terima kasih.

Wassalamu'alaikum Warahmatullah Wabarakatuh

Wakil Dekan Bidang Akademik dan
 Kerjasama,

 D. Haru Hidayah, M.Ag
 NIP. 197510232006041003

Tembusan :
 1. Dekan Fakultas Tarbiyah dan Keguruan UIN Antasari;
 2. Kepala Sekretariat PPL FTK UIN Antasari Banjarmasin.

 Scanned with
 CamScanner
Subbag. Mikwa & Alumni FTK UIN Antasari

Appendix (IX)



**KEMENTERIAN AGAMA REPUBLIK INDONESIA
UNIVERSITAS ISLAM NEGERI ANTASARI
FAKULTAS TARBİYAH DAN KEGURUAN**

Jalan Jenderal Ahmad Yani KM. 4,5 Banjarmasin
Telepon (0511) 3253939 Faksimile (0511) 3274492
Email: ftk.antasari@gmail.com Web: www.ftk.iain-antasari.ac.id

SURAT RISET

Nomor: B-468 /Un.14/III.1.t/09/2019

Dekan Fakultas Tarbiyah dan Keguruan UIN Antasari, dengan ini menugaskan kepada :

Nama : Rahmi Hidayah
 Nomor Induk Mahasiswa : 1501240515
 Semester : IX (Sembilan)
 Alamat : Jl. Pramuka KM 5,5 Komp. Rahayu No.97 RT.21
 RW.03, Kel. Sungai Lulut Kec. Banjarmasin Timur
 Tugas : Melakukan Riset / Penelitian Ilmiah dalam rangka
 pengumpulan data untuk penyusunan Skripsi
 Sarjana dengan Judul :

**PRE-SERVICE ENGLISH TEACHER'S PROBLEM IN CREATING MEDIA FOR
TEACHING PRACTICE II IN SCHOOL**

Tempat yang dituju : Sekretariat PPL FTK UIN Antasari Banjarmasin
 Barang yang dibawa : Seperangkat alat riset
 Lamanya Riset : 2 (Dua) bulan
 Dari tanggal : 10 September 2019
 Sampai dengan tanggal : 10 November 2019

Demikian Surat Riset ini diberikan kepada ybs, agar pihak-pihak yang berkepentingan dapat memberikan bantuan seperlunya.



Nakil Dekan Bidang Akademik dan
Kebudayaan,


Dr. Hairul Hudaya, M.Ag
NIP. 197510232006041003

Mahasiswa yang bersangkutan,

Rahmi Hidayah

Rahmi Hidayah
NIM. 1501240515

Appendix (X)



KEMENTERIAN AGAMA REPUBLIK INDONESIA
UNIVERSITAS ISLAM NEGERI ANTASARI
FAKULTAS TARBİYAH DAN KEGURUAN
 Jalan Jenderal Ahmad Yani KM. 4,5 Banjarmasin
 Telepon (0511) 3253939 Faksimile (0511) 3274492
 Email: flk.antasari@gmail.com Web: www.flk.iain-antasari.ac.id

REKOMENDASI
 Nomor: B- 4638/Un.14/III.1.t/09/2019


Dekan Fakultas Tarbiyah dan Keguruan UIN Antasari Banjarmasin, dengan ini memberikan rekomendasi kepada:


Nama	: Rahmi Hidayah
Nomor Induk Mahasiswa	: 1501240515
Jurusan	: PBI
Semester	: IX (Sembilan)
Tahun Akademik	: 2019/2020
Alamat	: Jl. Pramuka KM 5,5 Komp. Rahayu No.97 RT.21 RW.03, Kel. Sungai Lulut Kec. Banjarmasin Timur

Untuk melakukan kegiatan penelitian/Riset sebagai tindak lanjut dari penyusunan skripsi yang berjudul: "PRE-SERVICE ENGLISH TEACHER'S PROBLEM IN CREATING MEDIA FOR TEACHING PRACTICE II IN SCHOOL" pada Sekretariat PPL FTK UIN Antasari Banjarmasin sejak tanggal 10 September 2019 sampai dengan 10 November 2019.

Demikian Surat Rekomendasi ini diberikan untuk dipergunakan sebagaimana mestinya.



Banjarmasin, September 2019

Makl. Dekan Bidang Akademik dan
 Pengabdian,

 Dr. Haijul Hudaya, M.Ag
 NIP. 197510232006041003

 Scanned with CamScanner
Subbag. Mikra & Alumni FTK UIN Antasari

Appendix (XI)

PHOTO OF DOCUMENTARY





CURRICULUM VITAE

I. Personal Details

Name : Rahmi Hidayah
Place and Date of Birth : Buntok, August 13rd, 1997
Gender : Female
Marital Status : Single
Religion : Islam
Nationality : Indonesia
Parents : Raim.T.Rasie (Alm) and Misnah
Siblings : Rahmat Hidayat

II. Formal Educational Background

2001- 2003 : Jalan Agung Kindergarten (Tk Jalan Agung)
2003 - 2009 : State Elementary School of Buntok 12 (SDN12 Buntok)
2009 -2012 : State Islamic Junior High School Buntok (MTsN Buntok)
2012 - 2015 : State Islamic Senior High School Buntok (MAN Buntok)
2015 -2020 : English Education Department of Antasari State Islamic University Banjarmasin

III. Organization Experience

2016-2017 : Member of PMII (Pergerakan Mahasiswa Islam Indonesia)

Banjarmasin, January 2020