

APPENDICES

Appendix 1

Translitory list

Verse	Translation
<p>Qur'an Surah Al-Huud : 24</p> <p>﴿مَثَلُ الْفَرِيقَيْنِ كَالْأَعْمَى وَالْأَصْمَى وَالْبَصِيرِ وَالسَّمِيعِ هَلْ يَسْتَوِيَانِ مَثَلًا أَفَلَا تَذَكَّرُونَ ۚ﴾</p>	<p>The example of the two parties is like the blind and deaf, and the seeing and hearing. Are they equal in comparison? Then, will you not remember?</p>
<p>Hadits propeth Muhammad</p> <p>طَلَبُ الْعِلْمِ فَرِيضَةٌ عَلَى كُلِّ مُسْلِمٍ وَ مُسْلِمَةٍ</p>	<p>Seeking knowledge is an obligation on every male and female.</p>

Appendix 3

Verbal Interaction Transcripts

1. First Meeting of Classroom Interaction Observation

Teacher	Assalamu'alaikum wr.wb. Good morning everyone ?	1
Students	Wa'alaikumsalam wr.wb. Good morning miss.	8
Teacher	how are you today ?	1
Students	I'm fine	8
Teacher	Today, we are going to learn about adverbs of frequency.	5
Students	yes mom.	8
Teacher	So, before we start who knows about of adverb of frequency ?	4
Students	Silent (busy)	10
Teacher	Anyone ?	4
Students	Nothing, miss	8
Teacher	Adverbs that change or qualify the meaning of a sentence by telling us how often or how frequently	5

	something happens are defined as adverbs of frequency.	
Students	Silent.	10
Teacher	Before we continue you can write on your book, because these are important	6
Students	Yes, miss.	8
Teacher	Ok	2
Students	Silent.	10
Teacher	If the frequency change to the percent it would be the word “always” 100%. “Usually” 90%, “normally/generally” 80%, “often/frequently” 70.	5
Students	Please slow miss	8
Teacher	Okay	2
Students	Usually td berapa ?	8
Teacher	90% . okay we will next	5 , 2
Students	Silent (writing)	10
Teacher	“Sometimes” 50%, “occasionally” 30%, “seldom” 10%, “hardly	5

	ever/rarely” 5%, and “never” 0%	
Students	Silent	10
Teacher	Ibu ulangi, “Sometimes” 50%, “occasionally” 30%, “seldom” 10%, “hardly ever/rarely” 5%, and “never” 0%, okay ?	5
Student	Wait miss	8
Teacher	Okay.	2
Students	Silent.	10
Teacher	So have you finished ? .	4
Student	Yes miss	8
Teacher	Very good, so do you have any question ?	2, 4
Students	No. miss	8
Teacher	Allright . So who want to give the example of adverb frequency ?	2, 4
Students	saya bu	8
Teacher	Yes please.	2
Students	I “always” go to bed before 11 p.m	8

Teacher	Very good. Give applause for him. And anyone else ?	2, 4
Students	Silent.	10
Teacher	Ya zakiah. Can you give another example using the word “never” ?	6
Students	Oke miss. I “never” come late to the class	8
Teacher	Very good. The last one. Rina, please give an example using the word sometimes	2, 6
Students	Iya bu. “sometimes” I play tennis on Sunday	8
Teacher	Good job	2
Students	Silent	8
Teacher	Any questions students ?	4
Students	No miss	8
Teacher	The summary our lesson today is we can use adverb of frequency to state how often an activity or event is carried out or happens. Some of words of adverb of frequency are always, often, never, etc.	5
Student	Silent	10
Teacher	Okay, I hope you understand with our study today. Before we finished this	6

	class. I will give you an assignment and you can submit before late night.	
Students	Yes miss	8
Teacher	After you have done the assignment, please write “done” in the comment section below.	6
Students	Yes miss	8
Teacher	Wa billahi taufik walhidayah. Wassalamu’alaikum warahmatullahi wabarakatuh	1
Students	Wa’alaikum salam warrahmatullahi wabarakatuh	8
And the student submit the assignment		
Students	Done miss.	8
Students	Done miss.	8
Students	Done miss.	8
Students	Done miss.	8
Students	Done miss.	8
Students	Done miss.	8
Students	Done miss.	8

Students	Done miss.	8
Students	Done miss.	8
Students	Done miss.	8
Students	Done miss.	8
Students	Done miss.	8
Students	Done miss.	8
Students	Done miss.	8
Students	Done miss.	8
Students	Done miss.	8
Students	Done miss.	8
Students	Done miss.	8
Students	Done miss.	8
Students	Done miss.	8
Students	Done miss.	8
Students	Done miss.	8
Students	Done miss.	8

Students	Done miss.	8
Students	Done miss.	8
Students	Done miss.	8

2. Second Meeting of Classroom Interaction Observation

Teacher	Assalamualaikum wr.wb. Good morning everyone ?	1
Students	waalaikumsalam wr.wb. Good morning mom	8
Teacher	how are you today ?	1
Students	I'm fine	8
Teacher	So, Today is our lesson is preposition. what do you know about preposition ?	5
Students	(silence)	10
Teacher	Or maybe anyone here knows about the word of preposition ?	4
Students	Me, miss	8
Teacher	Yes, you can mention what is it	6
Students	Behind	8
Teacher	Yes, right. Good job. Any others can give another word?	2, 4
Students	(silence)	10

Students	Above bu	8
Teacher	Very good. Now, who want to give an example ?	2, 4
Students	(silence)	10
Teacher	Anyone ?	4
Students	ulun bu.	8
Teacher	Yes, please.	2
Students	There is a laptop in front of me	8
Teacher	Give applause for her. Good job	2
Teacher	So today what we are going to learn today ?	4
Students	(silence)	10
Teacher	Today, we are going to learn about preposition of place.	5
Students	(Silence)	10
Teacher	A preposition of place is a preposition which is used to refer to a place where something or someone is located. You can take a note some words of preposition of place.	5
Students	Yes miss	8
Teacher	Okay, ready ?	4
Students	(silence)	10

Teacher	“In” for public place example “in the garden”, for inside building or place example “he was in the car” , , “in” also can be used or to refer a village, city, or country.	5
Students	Is it right if I say she lives in new York ?	8
Teacher	Yes, you can use it. “she lives in new York”. Like you said	3
Students	(silence, writing)	10
Teacher	The next word is “on”. For example “put it on the table”, another word is “at”, almost same with “in” but little bit smaller meaning , more specific. “at” also refers to address, example “at Gatot Subroto street”.	5
Students	(silence, writing)	10
Teacher	So what words that we have learn ?	4
Students	“In”, “on” , “at” miss	8
Teacher	Okay. Good job, I will next to the other word	2
Students	(silence)	10
Teacher	The other word is “to”, “from”, “near”, “beside”, “behind”, “between”, “among”. The word “between” refers two people or thing, and “among” refers when it around many people (group) or things. Understand ?	5

Students	(Silence)	10
Teacher	Sari , give each word between and among example	6
Students	Iya bu. "I can't choose between pink and blue", " My bags among those bags"	8
Teacher	Nice sari. okay we next to another words. The others are above, below, under, in front of, in back of, on the corner, and next to	5
Students	Silence	10
Teacher	Have you done ?	4
students	Yes miss	8
Teacher	So those words usually use to refer to a place where something or someone is located. It also gives you the ability to tell others where something is located.	5
Students	(silence)	10
Teacher	Do you have any questions ?	4
Students	No, miss	8
Teacher	Okay, before we finish this morning class, I will give you assignment as usual. Do not forget to write your email address to make me essier check	6

	your assignments.	
Students	Yes miss	8
Teacher	So, do you have any questions for our topic today ?	4
Students	No, miss	8
Teacher	Okay, thank you for your attention , remember, please submit before 11 p.m	6
Students	Yes, miss	8
Teacher	And then, wabillahi taufik wal hidayah, wassalamu'alaikum, warahmatullahi wabarakatuh	1
Students	Wa'alaikum salam warrahmatullahi wabarakatuh	8
And the student submit the assignment		
Student	Done miss	8
Teacher	Good job sari, bagus nilainya	2
Student	Makasih miss	8
Student	Done miss	8
Teacher	Wah mantap, excellent	2

Student	Done miss	8
Student	Done miss	8
Student	Done miss	8
Student	Done miss	8
Student	Done	8
Student	Done miss	8
Student	Done miss	8
Student	Done miss	8
Student	Done	8
Student	Done	8
Student	Done	8
Student	Done	8
Student	Done miss	8
Student	Done miss	8

Student	Done miss	8
Student	Done miss	8
Student	Done miss	8
Student	Done	8
Student	Done miss	8
Student	Done	8
Student	Done miss	8
Student	Done miss	8
Student	Done miss	8
Student	Done miss	8

3. Third Meeting of Classroom Interaction Observation

Teacher	Assalamualaikum wr.wb. Good morning everyone ?	1
Students	waalaikumsalam wr.wb. Good morning mom.	8

Teacher	how are you today ?	1
Students	I'm fine,?	8
Teacher	Last day we learned about past tense, who does remember about the fomula ?	5
Students	Silence	10
Teacher	Anyone ? who does remember ?	4
Students	Ada verb 2 miss	8
Teacher	Not complete, but there is verb 2 in formula	7
Students	Subject + verb 2 + object miss	8
Teacher	Good job, so the formula is subject + verb 2 + object for positive sentence, subject + did not + verb 1 + object for negative sentence, and did + subject + verb 1 for questioning.	5
Students	Silence	10
Teacher	Continuing our lesson last day, we are going to learn about simple past tense of to be. As usual yo can take a note the formula of past tense of to be.	5
Students	Yes miss	8

Teacher	Okay listen carefully, “I, he, She, it” use “was”, and “we, you, they” use “were” for positive sentence and “was not or were not” for negative sentence. For example I was happy, they were not noisy.	5
Students	Silence	10
Teacher	Have you finished?.	4
Students	Yes miss	8
Teacher	For questioning, put to be , was/were in front of sentence + subject + complement. For example were they happy ? was she rich ?	5
Students	Silence	10
Teacher	Is it clear ?	4
Students	How to answer it the question miss ?	9
Teacher	Good question, you can answer yes they were or no they were not. And yes, she was or no she was not.	2 , 7
Students	Thank you miss	8
Teacher	Most welcome, other question ?	4
Students	No	8



Teacher	Okay I will ask you to give an example positive sentence of past tense of to be, who wants to make it, please raise your hand ?	4
Students	Yes miss	8
Teacher	Okay, please	2
Students	I was hungry this morning	8
Teacher	Good job, anyone for negative sentence ?	4
Students	Me miss	8
Teacher	Okay, please	2
students	They were not at home last night	8
Teacher	Wow, excellent. So any questions about our lesson today ?	4
Students	No miss	8
Teacher	In summary, we can use past tense of to be to express or describe evnts in the past. "I, he, She, it" use "was", and "we, you, they" use "were" for positive sentence and "was not or were not" for negative sentence. For questioning, put to be , was/were in front of sentence + subject + complement. Always remember about the formula.	5

Student	Yes miss	8
Teacher	Okay, thank you, I will give you as usual an assignment about our topic today, please submit before 11 p.m. don't forget to write your email. Thank you	6
Students	Yes miss	8
Teacher	Wassalamu'alaikum warahmatullahi wabarkatuhh	1
Students	Wa'alaikum salam miss	8
And the student submit the assignment to google classroom		
Student	Done miss	8
Student	Done	8
Student	Done	8
Student	Done miss	8
Student	Done miss	8
Student	Done miss	8
Student	Done miss	8

Student	Done miss	8
Student	Done miss	8
Student	Done miss	8
Student	Done	8
Student	Done	8
Student	Done	8
Student	Done	8
Student	Done	8
Student	Done miss	8
Student	Done miss	8
Student	Done miss	8
Student	Done miss	8
Student	Done miss	8
Student	Done miss	8
Student	Done miss	8

Student	Done miss	8
Student	Done miss	8

Appendix 4

	KEMENTERIAN AGAMA REPUBLIK INDONESIA UNIVERSITAS ISLAM NEGERI ANTASARI FAKULTAS TARBIYAH DAN KEGURUAN BIRO SKRIPSI Jalan Jenderal Ahmad Yani KM. 4,5 Banjarmasin Telepon (0511) 3253939 Faksimile (0511) 3274492 Email: ftk.antasari@gmail.com Web: www.ftk.iain-antasari.ac.id
<u>SURAT KETERANGAN</u> Nomor: 1667/Un.14/III.1.t/pp.00.9/10/2020	
Yang bertanda tangan di bawah ini, menerangkan bahwa:	
Nama	: Chiyo khumaini
N I M	: 1301240888
Jurusan/Prodi	: TBI
Alamat	: Jalan intan sari rt 18 rw 02 kel. Basirih kec. Banjarmasin Barat
adalah benar telah melaksanakan Seminar Desain Operasional Skripsi yang berjudul:	
AN ANALYSIS OF CLASSROOM INTERACTION BY USING FLANDER INTERACTION ANALYSIS CATEGORIES SYSTEM (FIACS) TECHNIQUE OF 92ND GRADE AT ENGLISH UPB OF UIN ANTASARI BANJARMASIN	
Pada Hari/Tanggal	: Jum'at, 3 April 2020
Tempat	: Rumah
Demikian surat keterangan ini dibuat, untuk dipergunakan sebagaimana mestinya.	
Banjarmasin, 15 Oktober 2020 Ketua,	
 Mahmudah, M.Pd.I NIP. 198708212015032004	

Appendix 5



KEMENTERIAN AGAMA REPUBLIK INDONESIA
UNIVERSITAS ISLAM NEGERI ANTASARI
FAKULTAS TARBİYAH DAN KEGURUAN
Jalan Jenderal Ahmad Yani KM. 4,5 Banjarmasin
Telepon (0511) 3253939 Faksimile (0511) 3274492
Email: ftk.antasari@gmail.com Web: www.ftk.iain-antasari.ac.id

SURAT RISET

Nomor: B-3268/Un.14/III.1.1/08/2020

Dekan Fakultas Tarbiyah dan Keguruan UIN Antasari, dengan ini menugaskan kepada :

Nama : Chiyo khumaini
Nomor Induk Mahasiswa : 1301240888
Semester : XIV (Empat Belas)
Alamat : Jalan intan sari rt 018 rw 002 kelurahan Basirih
kecamatan Banjarmasin Barat
Tugas : Melakukan Riset / Penelitian Ilmiah dalam rangka
pengumpulan data untuk penyusunan Skripsi
Sarjana dengan Judul :

**AN ANALYSIS OF CLASSROOM INTERACTION BY USING FLANDER INTERACTION
ANALYSIS CATEGORIES SYSTEM (FIACS) TECHNIQUE OF 92ND GRADE AT ENGLISH
UPB OF UIN ANTASARI BANJARMASIN**

Tempat yang dituju : Unit Penelitian Bahasa UIN Antasari Banjarmasin
Barang yang dibawa : Seperangkat alat riset
Lamanya Riset : 2 (Dua) bulan
Dari tanggal : 18 September 2020
Sampai dengan tanggal : 18 November 2020

Demikian Surat Riset ini diberikan kepada ybs, agar pihak-pihak yang berkepentingan dapat memberikan bantuan seperlunya.



Wakil Dekan Bidang Akademik dan
Kelembagaan,

Dr. Hairul Hudaya, M.Ag
NIP. 197510232006041003

Mahasiswa yang bersangkutan,

Chiyo khumaini
NIM. 1301240888

Appendix 6**CATATAN KONSULTASI BIMBINGAN SKRIPSI**



NAME	Chiyo khumaini
SRN	1301240888
DEPARTMENT	Pendidikan Bahasa Inggris
YEAR	2013
TITLE	AN ANALYSIS OF CLASSROOM INTERACTION BY USING FLANDER INTERACTION ANALYSIS CATEGORIES SYSTEM (FIACS) TECHNIQUE OF 92nd GRADE AT ENGLISH UPB OF UIN ANTASARI BANJARMASIN
ADVISOR OF CONTENTS AND RESEARCH METHODS	Drs. Saadillah, M.Pd
ADVISOR OF LANGUAGE AND WRITING TECHNIQUES	Fajrianor, S.Pd, M.Pd






CONSULTATION NOTES

ADVISOR OF CONTENTS AND RESEARCH METHODS

NAME OF ADVISOR : Drs. Saadillah, M.Pd

Date	Notes	Signature
April 04, 2020	<ul style="list-style-type: none"> •For chapter I, you should tell the theory about FIACS technique much more •Tell the real fact at UPB UIN Antasari •Quote the holy qur'an verses/prophet traditions minimal 2 •In analysis question is focusing to HOW, not WHAT only. So please review the research question and objectives 	
October 25, 2020	<ul style="list-style-type: none"> •Chapter I: Finnochiaro, p. ?, Pei, 1966, p ? •Chapter II: Meng, 2011, p ?, Brown, 2000, p ?, Goronga, 2013, p?, Yuqin (2010, P. ?), Khadidja (2009, p. ?) •Chapter III: Nunan (1992, p, ?), Moelong (2004, p. ?) •All sources are cited should have pages (Please revise chapter I, II, and III) •Chapter IV : OK •Chapter V: OK 	

December 18, 2020	<ul style="list-style-type: none"> • Acknowledgement, please join no 3 & 4 “Saadillah my academic advisor and also my thesis advisor... etc • List of tables should type in capital letters (revise tables on chapter II-IV) • Angka untuk halaman di tengah bawah untuk masing-masing BAB, selebihnya di sudut kanan atas. • Untuk kesimpulan usahakan diperiksa lagi, hindari angka pengulangan persenan karena sudah pada BAB IV • ACC (daftar dan maju sidang) 	
January 15, 2021	<ul style="list-style-type: none"> • Make sure the term that used in the thesis “lecturer or teacher” • Since the research did during COVID-19 pandemic, add explanation about online learning in the background of study 	
January 25, 2021	<ul style="list-style-type: none"> • ACC perbaikan terakhir 	








CONSULTATION NOTES

ADVISOR OF LANGUAGE AND WRITING TECHNIQUES

NAME OF ADVISOR : Fajrianor, S.Pd, M.Pd

Date	Notes	Signature
April 03, 2020	<ul style="list-style-type: none"> • Please buy the newest thesis guide in our department, the blue one, it only about 20k. Because some of your proposal writing systems still follows the old one. • As I know that this FLANDER is quite old actually, maybe you can find other newest theory to give some additional information for this kind theory of interaction • For your research setting, please emphasize your setting of place, time, or maybe some situational explanation of your research setting. Determine the exact data of your participants. • You only have observation and documentary, and you need to answer 3 questions of your research. First, it is only about the percentage, no problem with it. Second and third, we need to know the characteristics and types right? But when I read your chapter 2, there are no theories that stated about characteristics and type, there only the characteristic of classroom interaction and teachers' roles from other experts. 	

	So, if what you mean is the characteristics that included in 7 characteristics by Flander, please focus on that theory, make it clear and strength it.	
November 25, 2020	<ul style="list-style-type: none"> •Tolong rapikan format penulisan sebelum mensubmit (revise all chapters, from I-V) 	
November 30, 2020	<ul style="list-style-type: none"> •Buat seluruh kutipan menjadi otomatis dengan fitur di ms word (all chapters, from I-V) •Untuk bagian definition key of terms bikin nomor untuk pointnya seperti nomor 1 • Bikin heading untuk bab II dan seterusnya untuk mempermudah pengecekan (revise from chapter II-V) 	
December 17, 2020	<ul style="list-style-type: none"> •Lihat cara membuat tabel di buku panduan (revise tables from chapter II-IV) •Buat perparagraph saja untuk previous studies, tidak usah pakai penomoran 1 dan 2 seperti ini. (revise chapter II) •Bagian reseach setting, tambahkan penjelasan kapan waktu penelitian (revise chapter III) •BAB IV & BAB V ACC (daftar dan maju sidang) 	
January 15, 2021	<ul style="list-style-type: none"> •Re-check the thesis and make sur it is in line with the thesis writing guide •The chief of UPB and the 	

	lecturers should be included in acknowledgement •Add more explanation in the discussion section	
January 25, 2021	•ACC perbaikan terakhir	

CURRICULUM VITAE

I. Personal Details

Name : Chiyo Khumaini
Place and Date of Birth : Banjarmasin, April 04, 1994
Gender : Male
Marital Status : Single
Religion : Islam
Nationality : Indonesia
Parents : Iskandar and Rusmiati
Siblings : Yenni Wulantari

II. Formal Educational Background

2000-2006 : State Elementary School Percontohan Telaga Biru 1
(SDN Percontohan Telaga Biru 1)
2007-2010 : Islamic Junior High School Al-Mursyidul Amin
Gambut (MTs Al-Mursyidul Amin Gambut)
2010-2013 : Islamic High School Al-Mursyidul Amin Gambut
(MA Al-Mursyidul Amin Gambut)
2013-2020 : English Education Department of Antasari State
Islamic University Banjarmasin

III. Organization Experience