

## APPENDICES

### Appendix 1: List of Translation

#### LIST OF TRANSLATION

No.	Page	Surah; Verse	Translation
	1	Al-Mujadalah; 13	O people! Indeed, We have created you from a male and a female, and made you nations and tribes that ye may know each other [9]. Truly, the most honored of you in the sight of Allah is the most righteous. Indeed, Allah is Knower carefully
	2	Yunus ; 101	Consider what is in the heavens and the earth. It is not a sign of the power of God and beneficial apostles gave a warning to people who do not believe

### Appendix 2: Interview's Guide and Questionnaire Guide

#### Interview with English teacher

1. What's your educational background?  
**I have graduated from IAIN Antasari (S1 TBI), for my Magister in University Negeri Malang ( S2 PBI )**
2. Do you have syllabus for teaching?  
**Yes, I have syllabus for teaching which has been drafted by the majors of English Department**
3. How many times English lesson for the third semester students in English Department?  
**Once in a week**
4. How many topics or units do you teach for a semester?  
**You can look at the syllabus that I have given to you**
5. Could you give me a general description of your students' English level especially in Listening?  
**In intermediate level, they can but not master yet well for all**
6. What media do you usually use for teaching English?  
**I will lecture as best I can, then use the speakers in the listening laboratory and I will not continue my topic when my students do not understand my explanation in actual listening II**
7. How do you teach Listening to your students?

**Usually, I will try to make my students can master grammar material and make them feel fun in my class**

8. What are the difficulties of teaching Listening in your class?  
**Sometimes I have to explain repeatedly when some of my students don't understand my explanation, because the backgrounds of the students are different. But I am happy when they all understand**
9. What is your focus on teaching English in the classroom?  
**I will try to make my students can master English Listening material usually**
10. What are available facilities for teaching English in this university ?  
**LCD, Speaker, Whiteboard, Marker, Eraser. Etc.**
11. What is your expectation (goal) in teaching English at the third semester in English Department ?  
**Not only CAN but mastering English Listening materials well**
12. Could you explain, what are students' needs in learning English?  
**I think they need fresh method or medium**
13. How about the development of activities, Do they need?  
**Yes, They need**
14. Do you think you need a material development in order to develop students' Grammar mastery?  
**Yes, I need**

### **Appendix 3**

#### **Questionnaire Guide**

1. Students' English background knowledge
2. Students' interest in learning English
3. The media used by students to learn English
4. Students' opinion about learning English with computer
5. Students' knowledge of computer
6. Students' opinion about English material they have
7. Students' opinion about media used for teaching
8. The selection of language expression

#### **QUESTIONNAIRE FOR STUDENTS**

- Berilah Nama, NIM, dan Waktu Pada Kolom Yang Sudah Disediakan.
- Jawaban Tidak Akan Mempengaruhi Nilai Mata Pelajaran Listening II Anda.
- Jawablah Pertanyaan Di Bawah Ini Menggunakan (√) pada kolom “YA” atau “Tidak”
- Terima Kasih Atas Kerja Samanya
-

<b>Name</b>	:
<b>SRN</b>	:
<b>Day, date</b>	:

No	Pertanyaan	Jawaban	
		Ya	Tidak
1	Pernahkah anda mempelajari Bahasa Inggris ?		
2	Apakah anda menyukai Bahasa Inggris ?		
3	Apakah belajar Bahasa Inggris itu sulit ?		
4	Pada saat pelajaran Listening II, Apakah anda mendengarkan penjelasan dari guru anda ?		
5	Bisakah anda mengoperasikan (memakai) komputer ?		
6	Apakah anda mempunyai komputer / komputer jinjing (laptop) / notebook di rumah ?		
7	Seandainya ada sebuah software (program multimedia) tentang pelajaran Bahasa Inggris khususnya Listening II, apakah anda akan suka dan mempelajari Bahasa Inggris ?		
8	Menurut anda, apakah dengan komputer dan software (program multimedia) tentang pelajaran Bahasa Inggris khususnya Listening II akan mengembangkan Bahasa Inggris anda ?		
9	Menurut anda, apakah materi Bahasa Inggris yang anda miliki saat ini sudah cukup mengasikkan ?		
10	Apakah anda suka menonton film yang menggunakan Bahasa Inggris untuk belajar Bahasa Inggris?		
11	Apakah anda suka mendengarkan lagu untuk mempelajari Bahasa Inggris ?		
12	Apakah anda suka atau setuju apabila ada software yang membahas Listening (TOEFL dan IELTS) ?		
13	Apakah anda merasa sulit mendengarkan percakapan dalam sehari-hari ?		
14	Pada saat anda mendengarkan percakapan Bahasa Inggris, apakah anda kesulitan dalam membedakan aksen British dan American ?		
15	Pada saat anda mendengarkan native speaker berbicara, apakah anda merasa kesulitan mendengarnya?		
16	Pada saat anda mendengarkan lagu berbahasa inggris, apakah anda merasa kesulitan dalam memahaminya ?		

#### **Appendix 4: Curriculum Vitae of the Expert**

### **CURRICULUM VITAE OF THE EXPERT**

**Nama** : DR. ANI CAHYADI MASERI, S.Ag., M.Ag

**Tempat tanggal lahir** : Karya Jadi, 30 Agustus 1972

**Alamat** : Jl. A. Yani Km. 9,2 Komp. Bumi Jaya

**Pekerjaan** : Dosen fakultas Tarbiyah IAIN Antasari Banjarmasin

**Pendidikan** : 1. Diploma STIMIK Banjarbaru 1997  
 2. S1 PAI Fakultas Tarbiyah IAIN Antasari  
 3. S2 Teknologi Pendidikan Universitas Negeri Jogjakarta  
 4. S3 Teknologi Pendidikan Universitas Negeri Jakarta

#### **Pengalaman dalam konteks pengajaran multimedia untuk siswa**

**(Guru / Dosen / Trainer / pembicara / dll)**

1. Pembuatan CD pembelajaran IPS SD di Kab. Bantul, Jogjakarta
2. Pembuatan Bahan Pembelajaran Multimedia Universitas Muhammadiyah, Surakarta
3. Trainer pembelajaran berbasis ICT di Jogjakarta
4. Trainer pembelajaran berbasis ICT di Jakarta

#### **Publikasi dalam konteks pengajaran multimedia untuk siswa**

**(Paper / Artikel / Buku / dll)**

1. Pembelajaran Berbasis Multimedia Ilmu Pendidikan (Jurnal Pendidikan UNY)
2. Pembelajaran Berbasis Multimedia Komputer & Teknologi Informatika (Jurnal PGMI)
3. Diklat Multimedia Pembelajaran

### Appendix 5: Checklist for Instructional Material Evaluation

#### EVALUATION SHEET OF MULTIMEDIA PROGRAM

**Subject** : Listening II **Programmer** : Abdi Aswadi  
**Program Title** : Listening II **Evaluator** : Student  
**Target** : Third Semester of English **Date** : 23<sup>th</sup> of Dec 2020  
 department student in UIN  
 Antasari Banjarmasin

#### Direction:

- a. The checklist is filled by the *students*
- b. The Evaluation consisted of some components; learning, display and program.
- c. The evaluation is scored by marking (√) on allocable columns.  
 Statements: 4 = Excellence  
 3 = Good  
 2 = Adequate  
 1 = Poor  
 0 = Not applicable
- d. Comments and Suggestions could be written behind the checklist.

Aspect	Indicators	4	3	2	1	0
<b>Display</b>	Menu display	72,4%	24,1%	3,4%		
	Use of key / button	69%	27,6%	3,4%		
	Type and size of text	58,6%	31%	6,9%	3,4%	
	Color composition	62,1%	27,6%	10,3%		
	Quality photographs, pictures, graphics	55,2%	37,9%	6,9%		

	The quality of video/audio/narration	58,6%	37,9%	3,4%		
	The quality of animation	62,1%	34,5%	3,4%		
	Ease of understanding the language	55,2%	44,8%			
	Quality of interaction	58,6%	37,9%	3,4%		
	User familiarity	65,6%	31%	3,4%		
	Stages of / sequential / contents	65,5%	27,6%	6,9%		
	The attraction and motivation	82,8%	13,8%	3,4%		
<b>Presentation</b>	Clarity of targets and indicators of basic competencies	72,4%	27,6%			
	Indicators and the achievement of basic competencies	69%	27,6%	3,4%		
	Clarity of instructions to learn	58,6%	31%	10,3%		
	Ease of understanding the sentence in the text	65,6%	31%	3,4%		
	Ease of understanding of the subject material (content)	69%	27,6%	3,4%		
	The accuracy of the order of presentation	82,8%	10,3%	6,9%		
	Adequacy of training	79,3%	17,2%	3,4%		
	Clarity of feedback / response	79,3%	20,7%			
	Benefits program	82,8%	17,2%			

### Appendix 6: Checklist for Instructional Material ( prototype)

#### EVALUATION SHEET OF MULTIMEDIA PROGRAM

**Subject** : Listening II **Programmer** : Abdi Aswadi  
**Program Title** : Listening II **Expert** : DR. Ani Cahyadi, M.Pd  
**Target** : Third Semester of English department student in UIN Antasari **Date** : 20<sup>th</sup> of Oct 2020

Aspects	Indicators	4	3	2	1
Learning	The accuracy of the material with the competency standards contained in the applicable curriculum		√		
	Suitability of the material with the basic competencies contained in the applicable curriculum		√		
	Clarity of instructions to learn the use of multimedia products			√	
	Suitability of the order of the material contained in a multimedia product with the scientific concept		√		
	Clarity of the target user of multimedia products			√	
	Adequacy of the description of matter in explaining scientific concepts		√		
	Adequacy of the examples given for explanation		√		
	Adequacy of training given in the learning		√		

	Adequacy of feedback for the implementation		√		
	Sufficiency in learning interactions cause	√			
	Conformance tests with the material	√			
Display	Menu display	√			
	Use of key / button		√		
	Type and size of text		√		
	Color composition		√		
	Quality photographs, pictures, graphics	√			
	The quality of video / audio / narration	√			
	The quality of animation	√			
	Ease of understanding the language	√			
	Quality of interaction	√			
	User familiarity	√			
	Stages of / sequential / contents	√			



	The attraction and motivation			√		
Program	Consistency is the key / button		√			
	Clarity of instructions for use			√		
	Navigation			√		
	Efficient use of screen			√		
	The efficiency of the narrative		√			
	Technical efficiency		√			
	The accuracy of the response to student responses		√			
	Speed of response to student responses		√			

### Appendix 7: Checklist for Instructional Material ( Final Product )

#### EVALUATION SHEET OF MULTIMEDIA PROGRAM

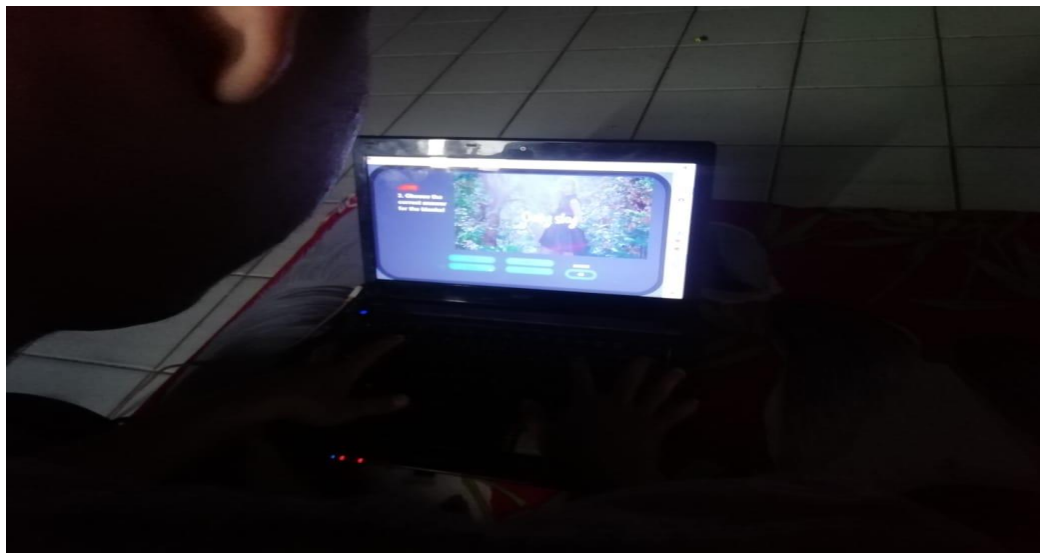
**Subject** : Listening II **Programmer** : Abdi Aswadi  
**Program Title** : Listening II **Expert** : DR. Ani Cahyadi, M.Pd  
**Target** : Third Semester of English department student in UIN Antasari **Date** : December 17, 2020



Aspects	Indicators	4	3	2	1
Learning	The accuracy of the material with the competency standards contained in the applicable curriculum		√		
	Suitability of the material with the basic competencies contained in the applicable curriculum		√		
	Clarity of instructions to learn the use of multimedia products		√		
	Suitability of the order of the material contained in a multimedia product with the scientific concept		√		
	Clarity of the target user of multimedia products		√		
	Adequacy of the description of matter in explaining scientific concepts		√		
	Adequacy of the examples given for explanation		√		
	Adequacy of training given in the learning		√		
	Adequacy of feedback for the implementation		√		
	Sufficiency in learning interactions cause		√		
	Conformance tests with the material		√		
	Display	Menu display		√	

	Use of key / button		√			
	Type and size of text			√		
	Color composition		√			
	Quality photographs, pictures, graphics		√			
	The quality of video / audio / narration		√			
	The quality of animation		√			
	Ease of understanding the language		√			
	Quality of interaction		√			
	User familiarity		√			
	Stages of / sequential / contents		√			
	The attraction and motivation		√			
Program	Consistency is the key / button		√			
	Clarity of instructions for use		√			
	Navigation		√			


Efficient use of screen			√		
The efficiency of the narrative		√			
Technical efficiency		√			
The accuracy of the response to student responses		√			
Speed of response to student responses		√			

**Appendix 8: Photos of Teaching and Learning Activities by Using Material Developed in English Department in UIN Antasari Banjarmasin**









File Explorer window titled "Applikasinya" showing the contents of the folder "Applikasinya" on the Local Disk (E:). The address bar shows the path: This PC > Local Disk (E:) > SKRIPSI > Skripsi > SKRIPSI > Applikasinya.

The left sidebar shows the navigation pane with "Applikasinya" selected. The main pane displays a list of files with columns for Name, Date modified, Type, and Size.

Name	Date modified	Type	Size
AASEP DIBUKA Aplikasi 1 KELUARSEMUA...	12/10/2020 4:46	SWF Movie	123 KB
AASEP DIBUKA Aplikasi 1 TERAKHIR PASS	12/10/2020 4:41	SWF Movie	123 KB
AASEP DIBUKA Aplikasi 1.3 - Copy	25/08/2020 15:39	Flash Document	642 KB
AASEP DIBUKA Aplikasi 1.3	25/08/2020 16:11	Flash Document	615 KB
AASEP DIBUKA Aplikasi 1.4 - Copy	27/08/2020 23:02	Flash Document	954 KB
AASEP DIBUKA Aplikasi 1.4	27/08/2020 21:59	Flash Document	954 KB
AASEP DIBUKA Aplikasi 1.5	30/09/2020 21:36	Flash Document	956 KB
AASEP DIBUKA Aplikasi 1.6	09/09/2020 2:32	Flash Document	962 KB
AASEP DIBUKA Aplikasi 1.7	09/09/2020 3:48	Flash Document	963 KB
AASEP DIBUKA Aplikasi 1.8	10/09/2020 4:47	Flash Document	970 KB
AASEP DIBUKA Aplikasi 1.9	26/09/2020 23:15	Flash Document	981 KB
AASEP DIBUKA Aplikasi 1.10	07/10/2020 18:28	Flash Document	921 KB
AASEP DIBUKA Aplikasi 1.11	09/10/2020 3:50	Flash Document	933 KB
AASEP DIBUKA Aplikasi 1.12	10/10/2020 1:38	Flash Document	934 KB
AASEP DIBUKA Aplikasi 1.13	12/10/2020 3:39	Flash Document	935 KB
AASEP DIBUKA Aplikasi 1.13	12/10/2020 4:28	SWF Movie	105 KB
AASEP DIBUKA Aplikasi 1.13-app	12/10/2020 4:21	XML Document	2 KB
AASEP DIBUKA Aplikasi 1.14	12/10/2020 4:23	Flash Document	934 KB
AASEP DIBUKA Aplikasi 1.15	12/10/2020 4:58	Flash Document	936 KB
AASEP DIBUKA Aplikasi 1.16 percobaan1	01/12/2020 16:19	Flash Document	692.132 KB
AASEP DIBUKA Aplikasi 1.16	05/12/2020 21:25	Flash Document	935 KB
AASEP DIBUKA Aplikasi 1.17	07/12/2020 22:06	Flash Document	942 KB
AASEP DIBUKA Aplikasi 1.18	11/12/2020 13:56	Flash Document	942 KB
AASEP DIBUKA Aplikasi 1.19	11/12/2020 16:11	Flash Document	943 KB
AASEP DIBUKA Aplikasi 1.20	13/12/2020 18:05	Flash Document	943 KB
AASEP DIBUKA Aplikasi 1.21	13/12/2020 19:35	Flash Document	945 KB
AASEP DIBUKA Aplikasi 1.22	15/12/2020 18:24	Flash Document	945 KB
AASEP DIBUKA Aplikasi 1.22	15/12/2020 18:11	SWF Movie	117 KB
AASEP DIBUKA Aplikasi 1.22-app	15/12/2020 17:29	XML Document	2 KB
AASEP DIBUKA Aplikasi 1.apk	01/12/2020 16:47	BlueStacks-Apk	219.071 KB

73 items



## **CURRICULUM VITAE**

Nama : Abdi Aswadi

Tempat, Tanggal Lahir : Banjarmasin, 19 Mei 1996

Jenis Kelamin : Laki-Laki

Agama : Islam

Kebangsaan : Indonesia

Status Perkawinan : Belum Menikah

Alamat : Jl. Sutoyo S Kec. Banjarmasin Barat Kel.  
Pelambuan Gg. Rahayu 2 RW. 001 RT. 011 NO. 40

### **Riwayat Pendidikan**

- SDN Teluk Dalam 8 Banjarmasin, Lulus tahun 2007
- MTsN Mulawarman Banjarmasin, Lulus tahun 2010
- SMA PGRI 2 Banjarmasin, Lulus tahun 2013

### **Riwayat Organisasi**

- Anggota Bidang PTKP HMI Komisariat Fakultas Tarbiyah 2017 - 2018
- Ketua Bidang Lingkungan HMI Cabang Banjarmasin 2018 - 2019

- Anggota Bidang Penelitian Pelatihan dan Pengembangan DEMA Fakultas Tarbiyah dan Keguruan 2015 - 2016
- Ketua Divisi Basket Sanggar UKM Olahraga 2015 – 2016
- Ketua Bidang Pengkaderan Teater “AWAN” UIN Antasari Banjarmasin 2015 - 2016
- Anggota Bidang Keagamaan AFATAR 5 2015 – 2016