

## APPENDICES

### 1. Translatery

Page	Name Of Surah/ Verse	Translation	
		Indonesian	English
1	An-Najm : 39	Dan bahwa manusia hanya memperoleh apa yang telah diusahakannya.	And that man hath only that for which he maketh effort.
	An- Najm : 40	Dan sesungguhnya usahanya itu kelak akan diperlihatkan (kepadanya).	And that his effort will be seen.
	An- Najm : 41	Kemudian akan diberi balasan kepadanya dengan balasan yang paling sempurna.	And afterward he will be repaid for it with fullest payment.

## **2. Interview Guideline**

1. What media are made and used in online teaching and learning process?
2. What are the advantages and disadvantages in making teaching media?
3. How are your efforts in overcoming the advantages faced in making learning media?
4. What for materials do you usually use in learning using media?
5. What is the implementation pattern that you apply in using learning media?
6. Do you think students are easy to understand and responsive to the material you convey through learning media?
7. What are the students' attitudes during the learning process using the media that you created?

### 3. Script of Interview

#### Pre Service English Teacher A:

1. What media are made and used in online teaching and learning process?

Answer:

Video explanation material, power point, photographs and audio.

2. What are the advantages and disadvantages in making teaching media?

Answer:

For the discussion video, the advantage is can make students interested and not boring and the disadvantages are such as noise around the neighborhood, so it's very difficult, I'm afraid the sound in the video is not clear. The rest is safe, the only problem is in the process of sending to students, such as connections, etc.

2. How are your efforts in overcoming the advantages faced in making learning media?

Answer:

Usually when I want to make a video explanation of the material, I will choose a time where, the surroundings are quite quiet. For example, if I wanted to make audio listening, I would choose the time in the middle of the night.

3. What for materials do you usually use in learning using media?

Answer:

I use media such as video, power point, photos, at all meetings. The material are past tense and present perfect tense, congratulations and compliments, descriptive and recount text. Then in these two materials there are additional media, namely audio listening, introduction and announcement.

4. What is the implementation pattern that you apply in using learning media?

Answer:

Of course I sent it gradually. For example, an explanation video will be sent during a while-activity, they will watch the video and understand the material. After they watch, I will explain in more detail and answer their questions in Google Classroom along with adding other media such as photos and so on.

5. Do you think students are easy to understand and responsive to the material you convey through learning media?

Answer:

Based on the results of their practice in each material, I think they are easy to understand, also when I asked them to criticize their impressions and messages, they gave a positive response.

6. What are the students' attitudes during the learning process using the media that you created?

Answer:

They give very good attention, they also always try to understand every explanation that is given.

**Pre Service English Teacher B:**

1. What media are made and used in online teaching and learning process?

Answer:

Learning videos, whatsapp group, instagram, google classroom

2. What are the advantages and disadvantages in making teaching media?

Answer:

The advantage is student be able develop their thinking and disadvantages are not pro video edit and internet data.

3. How are your efforts in overcoming the advantages faced in making learning media?

Answer:

Making learning videos by explaining the material as best as possible and opening a question and answer session in learning to test student understanding.

4. What for materials do you usually use in learning using media?

Answer:

All material in English

5. What is the implementation pattern that you apply in using learning media?

Answer:

Use applications such as WhatsApp Group and Google Classroom to open and close lessons and YouTube or Instagram to display learning videos.

6. Do you think students are easy to understand and responsive to the material you convey through learning media?

Answer:

Easy

7. What are the students' attitudes during the learning process using the media that you created?

Answer:

Less contributing most of them just follow the flow.

### **Pre Service English Teacher C:**

1. What media are made and used in online teaching and learning process?

Answer:

The media used when offline / offline are books, writing cards, songs, and pictures and pictorial comics. The media used online / online are WhatsApp, pdf books, videos, stickers, and pictures.

2. What are the advantages and disadvantages in making teaching media?

Answer:

The advantages of this media are students easy to understand the material and very interesting. Disadvantages that I experienced was that I was not proficient in making instructional videos, the language was not suitable for the character of the students,

3. How are your efforts in overcoming the advantages faced in making learning media?

Answer:

What I do is see examples of instructional videos so that students understand and understand the material. In learning English, sometimes there are students who don't understand what I'm saying so I have to explain it simply or briefly.

4. For what materials do you usually use in learning using media?

Answer:

Material Thanking expression and Apologize expression

5. What is the implementation pattern that you apply in using learning media?

Answer:

In the implementation, I made media in the form of sentence cards and inside the sentence cards were sentences about Thanking expressions and Apologize expressions. I asked the students individually to paste

the sentence cards according to their respective expressions (Thanking expression / Apologize expression). So that they understand what they have learned.

6. Do you think students are easy to understand and responsive to the material you convey through learning media?

Answer: I think yes

7. What are the students' attitudes during the learning process using the media that you created?

Answer: The students' attitude was very happy, they even scrambled to come forward to answer questions or post answers

#### **Pre Service English Teacher D:**

1. What media are made and used in online teaching and learning process?

Answer:

Learning video

2. What are the advantages and disadvantages in making teaching media?

Answer:

For advantage are can make students easy to watch and can repeated again. For the disadvantages are time, and quota and internet network for uploading YouTube keys,



3. How are your efforts in overcoming the disadvantages faced in making learning media?

Answer:

I prepared the material in advance, if there was time of money, I immediately made a learning video. To upload the learning videos I uploaded the video at school using wifi.

4. For what materials do you usually use in learning using media?

Answer:

For the material, I took from the English language book and part of the sample material I took from the internet

5. What is the implementation pattern that you apply in using learning media?

Answer:

First, I upload the video on youtube, then during the learning process I will tell you the youtube link to watch them, after they watch the video I invite them to ask questions about material they don't understand. Next I gave a quiz to measure their understanding.

6. Do you think students are easy to understand and responsive to the material you convey through learning media?

Answer:

Based on the quizzes I gave, most of them have answered their questions correctly. So according to me, they easily understand the material I convey.

7. What are the students' attitudes during the learning process using the media that you created?

Answer:

Alhamdulillah, they watched the video I made, even repeating it was evident from the YouTube viewers that were more than the number of students.

### **Pre Service English Teacher E:**

1. What media are made and used in online teaching and learning process?

Answer:

Learning videos, whatsapp group

2. What are the advantages and disadvantages in making teaching media?

Answer:

The advantage is easy to understand and disadvantages is network connection.

3. How are your efforts in overcoming the disadvantages faced in making learning media?

Answer:

Trying to make the media well

4. For what materials do you usually use in learning using media?

Answer:

All material in English

5. What is the implementation pattern that you apply in using learning media?

Answer:

Use applications such as WhatsApp Group to open and close lessons and YouTube to display learning videos.

6. Do you think students are easy to understand and responsive to the material you convey through learning media?

Answer:

In my opinion easy

7. What are the students' attitudes during the learning process using the media that you created?

Answer:

Students participate less in watching learning media

#### 4. Documentary Checklist

No.	Indicator of Quality	Score			
		1	2	3	4
1.	The clarity of the instructions for use of media				
2.	The suitability of media and animation settings on media display				
3.	The suitability of music and sound on media display				
4.	Color combination, text and images on media display				
5.	Convenience of using media				
6.	The suitability of the order in which the material is presented with the media				
7.	The suitability of learning objectives with the media				
8.	The clarity and completeness of information in the media conveyed in language or sentences				
9.	The convenience of students in understanding the language used				

Source by (Arsyad, Media Pembelajaran, 2009)

**Assessment Rubric Media Quality by Pre-Service English Teachers**

No	Indicator of Quality	Score			
		1	2	3	4
1.	The clarity of the instructions for use of media	Instructions for using the media are not clear	Instructions for using the media are less clear	Instructions for using the media are quite clearly	Instructions for using the media are very clearly
2.	The suitability of media and animation settings on media display	The media displayed is unclear, the animation is unattractive and does not match the material presented	The media displayed is unclear, the animation is less attractive and less accordance with the material presented	The media that is displayed is quite clear, the animation is quite attractive and quite in accordance with the material presented	The media displayed is clear, the animation is attractive and accordance with the material presented
3.	The suitability of music and sound on media display	Music and sound are not appropriate, not good to hear and disturbs students' hearing	Music and sound are less appropriate, less good to hear and slightly disturbs students' hearing	The music and sound are quite appropriate, enough to hear and quite disturbing for students' hearing	Music and sound are appropriate, good to hear and do not interfere with students' hearing
4.	Color combination, text and images on media display	The color combination in the image and text are not appropriate, the information conveyed in the	The color combination in the image and text are less appropriate, the information conveyed in the	The color combination in the image and text are quite appropriate, the information conveyed in the	The color combination in the image and text are appropriate, the information conveyed in the

		text not short, concise and clear, the images used are not attractive	text less short, concise and clear, the images used are less attractive.	text quite short, concise and clear, the images used are quite attractive	text is short, concise and clear, the images used are attractive
5.	Convenience of using media	Media is not easy to use	Media is less easy to use	Media is quite easy to use	Media is very easy to use
6.	The suitability of the order in which the material is presented with the media	The order in which the material that presented is not appropriate	The order in which the material that presented is not appropriate	The order in which the material that presented is appropriate	The order in which the material that presented is very appropriate
7.	The suitability of learning objectives with the media	The message is not easy for the reader to grasp	The message is less easy for the reader to grasp	The message is quite easy for the reader to grasp	The message is very easy for readers to grasp
8.	The clarity and completeness of information in the media conveyed in language or sentences	The information presented is not clear and not complete	The information presented is less clear and less complete	The information presented is quite clear and quite complete	The information presented is clear and complete
9.	The convenience of students in understanding the language used	The language used is not easy to understand	The language used is less easy to understand	The language used is enough easy to understand	The language used is very easy to understand

Average Interval Score (%)	Category
85 – 100	Very good
75 – 84	Good
65 – 74	Pretty Good
55 – 64	Poor

### Media Quality by Pre-Service English Teacher A

No.	Indicator of Quality	Score			
		1	2	3	4
1.	The clarity of the instructions for use of media				✓
2.	The suitability of media and animation settings on media display			✓	
3.	The suitability of music and sound on media display			✓	
4.	Color combination, text and images on media display			✓	
5.	Convenience of using media			✓	
6.	The suitability of the order in which the material is presented with the media				✓
7.	The suitability of learning objectives with the media				✓
8.	The clarity and completeness of information in the media conveyed in language or sentences				✓
9.	The convenience of students in understanding the language used			✓	

### Media Quality by Pre-Service English Teacher B

No.	Indicator of Quality	Score			
		1	2	3	4
1.	The clarity of the instructions for use of media				✓
2.	The suitability of media and animation settings on media display			✓	
3.	The suitability of music and sound on media display			✓	
4.	Color combination, text and images on media display			✓	
5.	Convenience of using media			✓	
6.	The suitability of the order in which the material is presented with the media			✓	
7.	The suitability of learning objectives with the media			✓	
8.	The clarity and completeness of information in the media conveyed in language or sentences			✓	
9.	The convenience of students in understanding the language used			✓	



### Media Quality by Pre-Service English Teacher C

No.	Indicator of Quality	Score			
		1	2	3	4
1.	The clarity of the instructions for use of media				✓
2.	The suitability of media and animation settings on media display				✓
3.	The suitability of music and sound on media display			✓	
4.	Color combination, text and images on media display				✓
5.	Convenience of using media			✓	
6.	The suitability of the order in which the material is presented with the media				✓
7.	The suitability of learning objectives with the media				✓
8.	The clarity and completeness of information in the media conveyed in language or sentences				✓
9.	The convenience of students in understanding the language used			✓	

### Media Quality by Pre-Service English Teacher D

No.	Indicator of Quality	Score			
		1	2	3	4
1.	The clarity of the instructions for use of media				✓
2.	The suitability of media and animation settings on media display			✓	
3.	The suitability of music and sound on media display			✓	
4.	Color combination, text and images on media display			✓	
5.	Convenience of using media			✓	
6.	The suitability of the order in which the material is presented with the media			✓	
7.	The suitability of learning objectives with the media			✓	
8.	The clarity and completeness of information in the media conveyed in language or sentences			✓	
9.	The convenience of students in understanding the language used			✓	

### Media Quality by Pre-Service English Teacher E

No.	Indicator of Quality	Score			
		1	2	3	4
1.	The clarity of the instructions for use of media				✓
2.	The suitability of media and animation settings on media display		✓		
3.	The suitability of music and sound on media display			✓	
4.	Color combination, text and images on media display		✓		
5.	Convenience of using media			✓	
6.	The suitability of the order in which the material is presented with the media			✓	
7.	The suitability of learning objectives with the media			✓	
8.	The clarity and completeness of information in the media conveyed in language or sentences			✓	
9.	The convenience of students in understanding the language used			✓	

## 5. Documentary Guideline (Link Youtube)

<https://youtu.be/0jU3zDsrrwY>

<https://youtu.be/0PphItU5D3c>

<https://youtu.be/QXy89VUOXng>

<https://youtu.be/u57dIozGm8w>

<https://youtu.be/tfsh6CYh3gE>

<https://youtu.be/QreEHgODPnY>

<https://m.youtube.com/watch?v=BiGI6bIdp3Y&t=38s>

<https://m.youtube.com/watch?v=Qy796fXxgqM&t=111s>


<https://youtu.be/buON59Wfg8w>

<https://youtu.be/t402522c9B4>

**6. The Data of Pre-Service English Teachers at Antasari State Islamic University of Banjarmasin In Amuntai City**

No.	Name	School	Address
1.	Nida Munirah	MAN 2 AMUNTAI	Jl. Batung Batulis/ Sukmaraga No. 045 Kel. Sungai Malang, Kab. Hulu Sungai Utara Kode Pos. 71418
2.	Elma Fitriani		
3.	Rizky Aulia	MAN 5 AMUNTAI	Jl. Sirajul Huda No. 13 Kec. Haur Gading, Kab. Hulu Sungai Utara Kode Pos 71471
4.	Rohani	SMPN 1 DANAU PANGGANG	Jl. Sukaramai, Teluk Mesjid, Kec. Danau Panggung, Kab. Hulu Sungai Utara
5.	Musdalifah	MTs DARUSSALAM	Jl. Manunggal IV Tambalang, Kec. Sungai Pandan, Kab. Hulu Sungai Utara

## 7. The Approval Letter

  
**KEPUTUSAN DEKAN FAKULTAS TARBIYAH DAN KEGURUAN**  
**UIN ANTASARI BANJARMASIN**  
**NOMOR 33 TAHUN 2020**  
**TENTANG**  
**PENETAPAN DOSEN PEMBIMBING SKRIPSI SEMESTER GENAP**  
**TAHUN AKADEMIK 2019/2020**

**DEKAN FAKULTAS TARBIYAH DAN KEGURUAN UIN ANTASARI,**

Menimbang : a. bahwa untuk kelancaran mahasiswa Fakultas Tarbiyah dan Keguruan UIN Antasari Banjarmasin membuat skripsi, maka perlu menetapkan Dosen-Dosen Fakultas Tarbiyah dan Keguruan untuk menjadi pembimbing;

b. bahwa nama-nama sebagaimana tersebut dalam Surat Keputusan ini dipandang mampu dan cakap untuk ditetapkan sebagai Dosen Pembimbing Skripsi dimaksud.

Mengingat : 1. Undang-Undang RI No. 20 Tahun 2003 tentang Sistem Pendidikan Nasional;

2. Peraturan Presiden RI Nomor 36 Tahun 2017 tanggal 3 April 2017 tentang Universitas Islam Negeri Antasari Banjarmasin;

3. Peraturan Pemerintah No. 60 Tahun 1999 tentang Pendidikan Tinggi;

4. Surat Keputusan Menteri Agama No. 30 Tahun 2017 tentang Organisasi dan Tata Kerja UIN Antasari;

5. Surat Keputusan Menteri Agama No. 36 Tahun 2017 tentang Statuta UIN Antasari Banjarmasin;

6. Keputusan Rektor IAIN No. 217A Tahun 2012 tentang Perubahan atas Keputusan Rektor No. 72 Tahun 2007 tentang Pedoman Penulisan Skripsi Program Strata Satu (S-1) IAIN Antasari Banjarmasin.

Memperhatikan : Usul Ketua Jurusan PBI Tanggal 14 Februari 2020

**MEMUTUSKAN:**

Menetapkan : **KEPUTUSAN DEKAN FAKULTAS TARBIYAH DAN KEGURUAN UIN ANTASARI TENTANG PENETAPAN DOSEN PEMBIMBING SKRIPSI MAHASISWA SEMESTER GENAP TAHUN AKADEMIK 2019/2020**

Pertama : Menunjuk dan menugaskan kepada:

1. Nama : Hj. Nur Laila Kadariyah, S.Ag., M.Pd.  
 NIP/NUP : 197011181996032001  
 Pangkat/Golongan : Penata Tingkat I/III/d  
 Jabatan Akademik : Lektor  
 Sebagai Pembimbing Bidang Konten dan Metodologi

2. Nama : Fajriator, S.Pd, M.Pd  
 NIP/NUP : 201704070  
 Pangkat/Golongan : Penata Muda Tingkat I/III/b  
 Jabatan Akademik : Assisten Ahli  
 Sebagai Pembimbing Bidang Bahasa dan Teknik Penulisan


Untuk membimbing mahasiswa penyusun skripsi:

Nama : Arnabayah  
 NIM : 1601241749  
 Jurusan/Prodi : PBI  
 Judul Skripsi : THE ANALYSIS OF MEDIA QUALITY MADE BY PRE SERVICE ENGLISH TEACHER

Kedua : Biaya akibat dikeluarkannya keputusan ini dibebankan kepada DIPA UIN Antasari Banjarmasin.

Ketiga : Keputusan ini berlaku sejak tanggal ditetapkan, dengan ketentuan bahwa apabila terdapat kekeliruan dalam penetapan ini, maka akan diadakan perbaikan dan perubahan sebagaimana mestinya. Keputusan ini berlaku sejak tanggal ditetapkan, dengan ketentuan bahwa apabila terdapat kekeliruan dalam penetapan ini, maka akan diadakan perbaikan dan perubahan seperlunya.


Ditetapkan di Banjarmasin  
 pada tanggal 17 Februari 2020  
**DEKAN,**

  
**Prof. Dr. H. Juairiah, M.Pd.**  
**NIP. 19600106198603200**


Tembusan:

1. Rektor UIN Antasari Banjarmasin;
2. Ketua Jurusan;
3. Dosen Pembimbing
4. Arsip.

8. **Certificate Of Finishing Seminar Proposal The Research Letter**

	<b>KEMENTERIAN AGAMA REPUBLIK INDONESIA</b> <b>UNIVERSITAS ISLAM NEGERI ANTASARI</b> <b>FAKULTAS TARBIYAH DAN KEGURUAN</b> <b>BIRO SKRIPSI</b>
	Jalan Jenderal Ahmad Yani KM. 4,5 Banjarmasin Telepon (0511) 3253939 Faksimile (0511) 3274492 Email: ftk.antasari@gmail.com Web: www.ftk.iain-antasari.ac.id
<hr/> <b><u>SURAT KETERANGAN</u></b> Nomor: 1664/Un.14/III.1.t/pp.00.9/10/2020	
Yang bertanda tangan di bawah ini, menerangkan bahwa:	
Nama	: Arnabayah
N I M	: 1601241749
Jurusan/Prodi	: TBI
Alamat	: Jln. Perumahan Shafwah Asri No.4T Landasan Ulin Barat, Liang Anggang, Banjarbaru, Kalimantan Selatan
adalah benar telah melaksanakan Seminar Desain Operasional Skripsi yang berjudul:	
<b>MEDIA QUALITY MADE BY PRE SERVICE ENGLISH TEACHER</b>	
Pada Hari/Tanggal	: Senin, 24 Februari 2020
Tempat	: SAC (Student Acces Center)
Demikian surat keterangan ini dibuat, untuk dipergunakan sebagaimana mestinya.	
Banjarmasin, 15 Oktober 2020 Ketua,	
 Mahmudah, M.Pd.I NIP. 198708212015032004	

## 9. Research Letter



**KEMENTERIAN AGAMA REPUBLIK INDONESIA**  
**UNIVERSITAS ISLAM NEGERI ANTASARI**  
**FAKULTAS TARBİYAH DAN KEGURUAN**  
 Jalan Jenderal Ahmad Yani KM. 4,5 Banjarmasin  
 Telepon (0511) 3253939 Faksimile (0511) 3274492  
 Email: [ftk.antasari@gmail.com](mailto:ftk.antasari@gmail.com) Web: [www.ftk.iain-antasari.ac.id](http://www.ftk.iain-antasari.ac.id)

---


**REKOMENDASI**  
 Nomor: B- 349 /Un.14/III.1.t/PP.00.9/09/2020

Dekan Fakultas Tarbiyah dan Keguruan UIN Antasari Banjarmasin, dengan ini memberikan rekomendasi kepada:

Nama	: ARNABAYAH
Nomor Induk Mahasiswa	: 1601241749
Jurusan	: PBI
Semester	: IX (Sembilan)
Tahun Akademik	: 2020/2021
Alamat	: Jl.Pembangunan RT.004 RW. 002 Perumahan Kampoeng Shafwah Blok 4T Kel. Landasan Ulin Tengah, Kec. Liang Anggang, Banjarbaru.

Untuk melakukan kegiatan penelitian/Riset sebagai tindak lanjut dari penyusunan skripsi yang berjudul: "MEDIA QUALITY MADE BY PRE SERVICE ENGLISH TEACHER" pada Jurusan PBI UIN Antasari Banjarmasin sejak tanggal 10 September 2020 sampai dengan 10 November 2020.

Demikian Surat Rekomendasi ini diberikan untuk dipergunakan sebagaimana mestinya.

Banjarmasin, September 2020  
 Wakil Dekan Bidang Akademik dan  
 Kelembagaan,  
  
 Hairul Hudaya

*Subbag. Mikwa & Alumni FTK UIN Antasari*





**KEMENTERIAN AGAMA REPUBLIK INDONESIA  
UNIVERSITAS ISLAM NEGERI ANTASARI  
FAKULTAS TARBİYAH DAN KEGURUAN**

Jalan Jenderal Ahmad Yani KM. 4,5 Banjarmasin  
Telepon (0511) 3253939 Faksimile (0511) 3274492  
Email: ftk.antasari@gmail.com Web: www.ftk.iain-antasari.ac.id

**SURAT RISET**

Nomor: B-3419/Un.14/III.1.t/PP.00.9/09/2020

Dekan Fakultas Tarbiyah dan Keguruan UIN Antasari, dengan ini menugaskan kepada :

Nama : ARNABAYAH  
 Nomor Induk Mahasiswa : 1601241749  
 Semester : IX (Sembilan)  
 Alamat : Jl.Pembangunan RT.004 RW. 002 Perumahan  
 Kampoeng Shafwah Blok 4T Kel. Landasan Ulin  
 Tengah, Kec. Liang Anggang, Banjarbaru.  
 Tugas : Melakukan Riset / Penelitian Ilmiah dalam rangka  
 pengumpulan data untuk penyusunan Skripsi  
 Sarjana dengan Judul :

**MEDIA QUALITY MADE BY PRE SERVICE ENGLISH TEACHER**

Tempat yang dituju : Jurusan PBI UIN Antasari Banjarmasin  
 Barang yang dibawa : Seperangkat alat riset  
 Lamanya Riset : 2 (Dua) bulan  
 Dari tanggal : 10 September 2020  
 Sampai dengan tanggal : 10 November 2020


Demikian Surat Riset ini diberikan kepada ybs, agar pihak-pihak yang berkepentingan dapat memberikan bantuan seperlunya.



Wakil Dekan Bidang Akademik dan  
Kesiswaan,

Hairi Hidayat

Mahasiswa yang bersangkutan,

  
ARNABAYAH



**KEMENTERIAN AGAMA REPUBLIK INDONESIA  
UNIVERSITAS ISLAM NEGERI ANTASARI  
FAKULTAS TARBIYAH DAN KEGURUAN**

Jalan Jenderal Ahmad Yani KM. 4,5 Banjarmasin  
Telepon (0511) 3253939 Faksimile (0511) 3274492  
Email: ftk.antasari@gmail.com Web: www.ftk.iain-antasari.ac.id

Nomor : B-3419/Un.14/III.1.t/PP.00.9/09/2020  
Sifat : Penting  
Lampiran : 1 (satu) lembar  
Hal : Riset Dalam Rangka Penyusunan Skripsi

7 September 2020

K e p a d a,

Yth. **Dekan Fakultas Tarbiyah dan Keguruan UIN Antasari**

di – Banjarmasin

Assalamu'alaikum Warahmatullah Wabarakatuh

Dengan hormat, sehubungan rencana penelitian yang akan dilaksanakan oleh mahasiswa (i) dalam rangka penyusunan skripsi, maka dengan ini kami mohon izin serta bantuan Bapak/Ibu agar kiranya berkenan memberikan informasi/data yang diperlukan oleh :

Nama : ARNABAYAH

N I M : 1601241749

Jurusan : PBI

Fakultas : Tarbiyah dan Keguruan

Alamat : Jl.Pembangunan RT.004 RW. 002 Perumahan Kampoeng Shafwah Blok 4T  
Kel. Landasan Ulin Tengah, Kec. Liang Anggang, Banjarbaru.

Demikian surat ini kami sampaikan, atas perhatian dan perkenan Bapak/Ibu serta kerjasamanya yang baik kami ucapkan terima kasih.

Wassalamu'alaikum Warahmatullah Wabarakatuh




Wakil Dekan Bidang Akademik dan  
Kelembagaan,

Hairul Hudaya

Tembusan :

1. Dekan Fakultas Tarbiyah dan Keguruan UIN Antasari;
2. Kepala Jurusan PBI UIN Antasari Banjarmasin

10. Thesis Consultation Notes




**KE'MENTERIAN AGAMA REPUBLIK INDONESIA**  
**UNIVERSITAS ISLAM NEGERI ANTASARI**  
**FAKULTAS TARBIYAH DAN KEGURUAN**  
**BIRO SKRIPSI**  
 Jalan Jenderal Ahmad Yani KM. 4,5 Banjarmasin  
 Telepon (0511) 3253939 Faksimile (0511) 3274492  
 Email: ftk.antasari@gmail.com Web: www.ftk.uin-antasari.ac.id

---

**CATATAN SEMINAR PROPOSAL SKRIPSI**

1. Nama Mahasiswa : Annabayah  
 2. N I M : 1601241749  
 3. Program Studi : Pendidikan Bahasa Inggris  
 4. Judul Proposal Skripsi : The Analysis of Media Quality Made by Pre Service English Teacher  
 5. Dosen Pembimbing : 1. Hj. Nur Hala Fadaniyah, S.Ag., P.Pd  
 2. Fajrihanor, S.Pd, P.Pd  
 6. Catatan Hasil Seminar :

NO	Catatan/saran Penanggap	NO	Catatan/saran Dosen
✓ 1.	what's the kind of interview	1.	Definision of key terms
✓ 2.	Why did u choose		→ more explanation
✓ 3.	why did u choose this topic		→ kind of media
			→ detail & specific in 2 <sup>nd</sup> chapter
✓ 4.	How to measure that (if any) why did u choose questionnaire		→ jumlah sample
			→ reference

Banjarmasin, 24/02/.....2020  
 Moderator,  
  
Khairatunnisa

**Catatan :**  
 Lembaran seminar ini, diisi oleh moderator

## **CURRICULUM VITAE**

### **I. Personal Details**

Name : Arnabayah  
 Place and Date of Birth : Pelaihari, October 7<sup>th</sup>,1997  
 Gender : Female  
 Marital Status : Single  
 Religion : Islam  
 Nationality : Indonesia  
 Parents : Muhammad NebhaniFani and Hamsiah  
 Siblings : Noni Selvia, SitiHajjiahNabawi, Hatnare and Ahmad Hamdan A.

### **II. Formal Educational Background**

2004 – 2010 : State Elementary School of Rantawan 2 ( SDN Rantawan 2)  
 2010 – 2013 : State Junior High School 7 Amuntai ( SMPN 7 Amuntai )  
 2013 – 2016 : State Senior High School 1 Amuntai (SMKN 1 Amuntai)

### **III. Organization Experience**

2016 – 2020 : Member of Himpunan Mahasiswa Islam  
 2016 – 2019 : Member of English Students Association  
 2018 – 2019 : Member of Dema Eksekutif UIN Antasari Banjarmasin