

APPENDICES

APPENDIX 1 Transliteration

Al Quran An Nahl Verse 89

And (remember) the day (when) We raised up in every Ummah a witness against them from themselves, and We brought you (Muhammad) as a witness against them. And We have sent down the Book (Al-Qur'an) to you to explain everything, as a guide, as well as mercy and good tidings for those who surrender (Muslims). (An-Nahl : 89)

APPENDIX 2 Tables

**RENCANA PELAKSANAAN PEMBELAJARAN
(RPP)**

Satuan Pendidikan : SDIT AZZAHRA
 Kelas/Semester : 1A/ II
 Tema : My House
 Pembelajaran Ke- : 1
 Alokasi Waktu : 1 Hari

A. Tujuan Pembelajaran

1. Dengan mengamati teks percakapan melalui power point, siswa dapat mengkomunikasikan nama jenis ruangan dan siswa dapat melafalkannya dengan benar.
2. Melalui kegiatan mendengarkan rekaman dengan bantuan gambar, siswa dapat menuliskan jenis ruangan di dalam rumah secara tepat.

B. Langkah-Langkah Pembelajaran

Kegiatan	Deskripsi Kegiatan	Alokasi Waktu
Pendahuluan	<ol style="list-style-type: none"> 1. Guru memberikan salam kepada siswa dan menyapa wali siswa melalui grup WA. 2. Siswa menyimak penjelasan dari guru tentang semua kegiatan yang akan dilakukan dan tujuan kegiatan belajar serta motivasi yang disampaikan 	15 menit

Kegiatan Inti	<ol style="list-style-type: none"> 1. Siswa mengamati materi tentang <i>vocabulary about house.</i> yang dikirimkan melalui WA. 2. Dengan bimbingan guru, siswa diminta untuk mengulang-ulang kosakata yang telah dicontohkan. 3. Siswa membuat video untuk menyebutkan nama nama ruangan yang ada dirumah 	195 menit
Kegiatan Penutup	<ol style="list-style-type: none"> 1. Siswa mengirimkan hasil pelaksanaan pembelajaran dan penugasan melalui WA 2. Memberikan motivasi dan <i>feedback</i> atas hasil kerja siswa. 3. Guru menyampaikan materi yang akan dipelajari pada pertemuan berikutnya. 	30 menit

C. Penilaian

1. Penilaian Sikap: Observasi selama kegiatan berlangsung
2. Penilaian Pengetahuan: Kemampuan melafalkan kata dengan tepat
3. Penilaian Keterampilan: Kemampuan membuat video home touring

Rantau, 7 Januari 2021

Mengetahui

Kepala Sekolah

Guru Pengampu


M Angga Padilah, S.Pd.

NIY. 0200701017

Nella Vicca A, S.Pd

NIY. 0210104022

APPENDIX 3 Gate Keeper Letter


KEMENTERIAN AGAMA REPUBLIK INDONESIA
UNIVERSITAS ISLAM NEGERI ANTASARI
FAKULTAS TARBIYAH DAN KEGURUAN
 Jalan Jenderal Ahmad Yani KM. 4.5 Banjarmasin
 Telepon (0511) 3253939 Faksimile (0511) 3274492
 Email: fk.antasari@gmail.com Web: www.fk.iain-antasari.ac.id

SURAT RISET
 Nomor: B-274 /Un.14/III.1.UPP.00.9/06/2021

Yang bertanda tangan Wakil Dekan Bidang Akademik dan Kelembagaan Fakultas Tarbiyah dan Keguruan UIN Antasari, dengan ini menugaskan kepada :


Nama	: Eka Noviana Damayanti
Nomor Induk Mahasiswa	: 1401240720
Semester	: XIV (Empat Belas)
Alamat	: Desa Rawa Mulia, Rt 008, Kec. Babulu, Kab. Penajam Paser Utara, KALTIM
Tugas	: Melakukan Riset / Penelitian Ilmiah dalam rangka pengumpulan data untuk penyusunan Skripsi Sarjana dengan Judul :

ONLINE LEARNING IMPLEMENTATION TO YOUNG LEARNERS USING WHATSAPP APPLICATION DURING COVID-19 PANDEMIC AT SD IT AZ ZAHRA


Tempat yang dituju	: SD IT AZ-ZAHRA
Barang yang dibawa	: Seperangkat alat riset
Lamanya Riset	: 2 (Dua) bulan
Dari tanggal	: 28 Juni 2021
Sampai dengan tanggal	: 28 Agustus 2021

Demikian Surat Riset ini diberikan kepada ybs, agar pihak-pihak yang berkepentingan dapat memberikan bantuan seperlunya.

Banjarmasin, 25 Juni 2021
 Wakil Dekan Bidang Akademik dan Kelembagaan,


 Dr. Hairul Huda, M.Ag
 NIP. 197510232006041003

Mahasiswa yang bersangkutan,


 Eka Noviana Damayanti
 NIM. 1401240720

Subbag. Militer & Humas FTK UIN Antasari

APPENDIX 4 Interview Guideline and Questions

INTERVIEW GUIDELINE

Teacher's Questions

1. What skills did you use during online learning?

Keterampilan apa yang Anda gunakan selama pembelajaran online?

2. How do you get children to understand the material or instructions that you provide by using WhatsApp?

Bagaimana cara agar anak memahami materi atau instruksi yang Anda berikan dengan menggunakan WhatsApp?

3. What methods or media do you use during learning?

Metode atau media apa yang anda gunakan selama pembelajaran?

4. Do you use gestures, intonations, and facial expressions in every lesson?

Apakah kamu menggunakan gerak tubuh, intonasi, dan ekspresi wajah dalam setiap pelajaran?

5. How do you measure students' learning progress if you only do the teaching and learning process through WhatsApp?

Bagaimana Anda mengukur kemajuan belajar siswa jika Anda hanya melakukan proses belajar mengajar melalui WhatsApp?

6. The experience of communicating directly with students in class in certainty difficult to replace how do you deal with students' different learning characteristics?

Pengalaman berkomunikasi langsung dengan siswa di kelas tentunya sulit untuk menggantikan bagaimana cara anda menghadapi perbedaan karakteristik belajar siswa?

7. When in class, students can discuss learning with other friends because online learning is automatically the learning pattern to become a teacher center? Do you think this kind of learning pattern is optimal?

Saat di kelas siswa bisa berdiskusi belajar dengan teman yang lain karena pembelajaran online otomatis pola pembelajaran menjadi teacher center? Menurut Anda, apakah pola belajar seperti ini sudah optimal?

8. When studying from home the children are accompanied by their parents to learn English of course not all parents who accompany students have sufficient English skills. How do you react to this and what do you do in such situations?

Saat belajar dari rumah anak didampingi oleh orang tuanya untuk belajar bahasa Inggris tentunya tidak semua orang tua yang mendampingi siswa memiliki kemampuan bahasa Inggris yang memadai. Bagaimana Anda bereaksi terhadap ini dan apa yang Anda lakukan dalam situasi seperti itu?

9. Do you feel that all themes and teaching process in your syllabus are suitable for a home learning situation?

Apakah Anda merasa bahwa semua tema dan proses pengajaran dalam silabus Anda cocok untuk situasi belajar di rumah?

10. Is there any constraining that you feel since this online learning run?

Apakah ada kendala yang anda rasakan selama pembelajaran online ini berjalan?

Answer

1. *In, this online learning, I only use basic skills such as making learning videos that relate to the material or sending voice notes and compiling lesson plans that are in accordance with learning.*
2. *Here, I always try to carry out communicative learning such as doing questions and answers about the material that I gave.*
3. *To reduce the boredom of children in learning I always try to use different media for each material such as videos, posters, or reading materials.*
4. *In order to make it easier for students to understand the learning material or make the material presented feel more comfortable interesting, so I use gestures, intonation, and facial expressions in every lesson. If I give the material through a video, then I make it by including all three, but if I use voice notes, it is only intonation.*
5. *Usually I know my student have understood or not, from how to read whether there has been an improvement or not as well as with speaking.*
6. *Online learning using WhatsApp media is difficult and easy, we have to monitor it often. If the student is active then I feel good because the student will definitely ask a lot of questions through written messages or voice messages, but if I find students who are less active or passive then I who are more active. I have to ask a lot about the material whether they find difficulties in learning.*

7. *In my opinion, the learning process from home like this is not optimal because the teacher is the center of learning while the students themselves become less active.*
8. *In fact, for their own study, student are often accompanied by their parents, but not all parents understand the material provided, so students often send messages or voice notes to me asking for material that they have not understood.*
9. *For the syllabus that I made, I think it has fulfilled what is needed by K-13, namely emphasizing the activeness of the students, here I apply the students' own practice.*
10. *Yes, there are some obstacles that I feel during this online learning, one of which I find it difficult to explain optimally like when I explain directly.*

Question for students

1. Is English learning done by online?

Apakah pembelajaran bahasa Inggris dilaksanakan secara online?

2. How is English online learning process?

Bagaimana proses pembelajaran bahasa Inggris secara online?

3. What is the ease that you feel during English online learning process?

Apa kemudahan yang kamu rasakan selama proses pembelajaran secara online?

4. What is the constraining that you feel during English online learning process?

Apa kesulitan yang kamu rasakan selama proses pembelajaran secara online?

5. How do you solve that problem?

Bagaimana cara anda mengatasi masalah tersebut?

Answer**Name : Rabiatur Nahla****Class : 1A**

1. *Yes*
2. *It is good*
3. *If I get an assignment from the teacher, ask mom and dad to do it.*
4. *I don't have friends*
5. *I do play with my brother*

Name : M. Firza**Class : 1A**

1. *Yes*
2. *Learning from home is good. I like it.*
3. *I can play with handphone.*
- 4.
5. *If I get assignments from the teacher, my mother will help me.*

Name : Muzdalifah**Class : 2A**

1. *Yes*
2. *Studying from home is good*

3. *Can use the phone to call my teacher*
4. *There are a lot of tasks, every day doing homework. Sometimes I like to be confused*
5. *I ask the teacher via WhatsApp.*

Name : M. Syafi'i

Class : 2A

1. *Yes*
2. *Learning from home is good*
3. *Can ask the teacher*
4. *I like to be confused, I want to ask my parents also don't understand*
5. *I ask the teacher.*

Name : Nina Rahmatina

Class : 3A

1. *Yes*
2. *Studying from home is confusing*
3. *Can use google*
4. *Sometimes there are too many tasks. I like eye pain because I often look at my cellphone.*
5. *I look at google to help me*

Name : M. Amin

Class : 3A

1. *Yes*
2. *Learning from school is difficult*
3. *I don't need to get up early.*
4. *Sometimes the package runs out suddenly, sometimes the network, it's better to study at school.*
5. *Ask the teacher.*

CURRICULUM VITAE

I. Personal Details

Name : Eka Noviana Damayanti
Place and Date of Birth : Bontang, November 15th, 1994
Gender : Female
Marital Status : Marriage
Religion : Islam
Nationality : Indonesia
Parents : Kasri Arif dan Darni
Siblings : Dian Alviah

II. Formal Educational Background

2001 – 2007 : State Elementary School 028 Longkali (SDN 028 Longkali)
2007 – 2010 : Bina Islam Islamic Junior High School (MTs Bina Islam)
2010 – 2013 : Bina Islam Islamic Senior High School (MA Bina Islam)
2014 – 2021 : English Education Department of Antasari State Islamic University Banjarmasin

Banjarmasin, December 2021