

APPENDICES

Appendix I

Surah	Translation	
	English	Indonesia
Al – Ankabut verse 2 – 3	Do the people think that they will be left to say, "We believe" and they will not be tried?. But We have certainly tried those before them, and Allah will surely make evident those who are truthful, and He will surely make evident the liars.	Apakah manusia mengira bahwa mereka akan dibiarkan hanya dengan mengatakan, “Kami telah beriman” dan mereka tidak diuji? Dan sungguh, Kami telah menguji orang – orang sebelum mereka, maka Allah pasti mengetahui orang – orang yang dusta.

Appendix II

Instrument of Observation Guidline

Description	Observation Note
<p>The researcher analyzed the teacher's strategies in teaching speaking skill based on the teaching learning process in front of the class.</p> <ul style="list-style-type: none">- Teacher's strategies in teaching speaking	

Appendix III

Interview List for English Teacher

Name of Teacher : H. Rahmadi Jaya, S. Pd

Profession : English Teacher at SMAN 1 Karau Kuala

Educational Background :

- SDN Bangkuang 1 (1989)
- SMPN 2 Karau Kuala (1992)
- SMA Bangkuang (1995)
- Universitas Palangka Raya (UPR) (2002)

No	Questions
1	What strategies do you use in teaching speaking?
2	How do you assess students' speaking skills?
3	What type of assessment used in assessing students' speaking skills?
4	What are type of oral assessment used in assessing students' speaking skills?
5	What are the challenges in assessing students' speaking skill?

Appendix IV

Table of Observation Guideline

No	Criteria	Category				
		4	3	2	1	0
1	Teacher preparing lesson plan					
2	Teacher preparing teaching media					
3	Teacher opening the lesson					
4	Teacher explains learning objectives and motivates students to follow the learning process					
5	Teacher explains the material in a way that is easy to understand					
6	The teacher gives students the opportunity to ask and answer students' questions clearly					
7	The teacher guides and helps students who have difficulty in understanding the lesson					
8	Teacher can solve problems in certain situations					
9	Students feel comfortable even though they do many activities during learning					
10	Teacher can control and direct students in class					

11	Teacher provokes student participation in class					
12	Teacher use strategy in teaching					
13	Teacher implementing teaching techniques such as listen and repeat, listen and do, question and answer, listen and identify and etc					
14	Teacher implementing game in the teaching process					
15	Teacher doing discussion with students to know the understanding of the students about the material					
16	Teacher asking the students to do daily test for assessment in the end of the lesson					

4 = Very Good

3 = Good

2 = Enough

1 = Less

0 = Not Accordance

Table of Observation Sheet

No	Description	Observation Result	
1	Teacher Strategies in teaching speaking	Pre-Activity	<p>The activities began from the teacher always gave the greeting, checked the attendance, and asked the preparation to the students. The teacher tells the students that the topic of that day's learning is Let's Go Shopping.</p> <p>Then, the teacher gives vocabulary and translations related the topic.</p> <p>Examples for the vocabulary are:</p> <ul style="list-style-type: none"> - Money - Bargain - Expensive - Discount - Cheap - How much - Cost - Price - Buy - Chasier - Sell <p>After giving the vocabulary to students, the teacher mentions how to pronounce each word. Then, the teacher asks students to repeat the word with the correct pronunciation. The teacher keeps repeating the pronunciation and asks each student to pronounce the word.</p>

		<p>While- Activity</p> <p>In this stage, the teacher explains about the topic, then the teacher asks students to form groups and do a simulation related to the topic of the day. Then, the teacher divide students into several groups, and gives a dialogue to each group to be read and practiced.</p> <p>Teacher : <i>“I will give a conversation for each group, after that you practice. From the sheet that I shared, there are jacket seller and jacket buyer, and some are bag seller and bag buyer”</i>.</p> <p>When students practice a dialogue, some play the role of buyers and others who act as sellers.</p> <p>The examples of dialogue of bag seller and bag buyer:</p> <p>Seller : <i>Good Morning. How may I help you?</i> Buyer : <i>Good morning. I am looking for a bag.</i> Seller : <i>This way, miss. What color would you like? Do you want a big one or a small one?</i></p>
--	--	--

		<p>Buyer : <i>Just a small one and in silver if you have it.</i></p> <p>Seller : <i>We have just the one for you, miss. Here you go.</i></p> <p>Buyer : <i>Okay, I like this. How much is it?</i></p> <p>Seller : <i>It's sixty thousand rupiahs, Miss.</i></p> <p>Buyer : <i>That is too much for a small bag. Can't you lower it to forty thousand rupiahs?</i></p> <p>Seller : <i>I'm afraid that's already a fixed price, Miss.</i></p> <p>Buyer : <i>Well I'll just go look at the other stores then.</i></p> <p>Seller : <i>Hold on, Miss. We would be able to lower it to fifty thousand rupiahs but that's it.</i></p> <p>Buyer : <i>I'll take it right.</i></p> <p>Seller : <i>Okay, Miss. Fifty thousand rupiahs.</i></p> <p>Buyer : <i>Here you go. Thank you.</i></p> <p>Seller : <i>Have a nice day, Miss.</i></p> <p>Example dialogue jacket seller and bag seller:</p> <p>Seller : <i>Good afternoon, Sir. What can I do for you?</i></p> <p>Buyer : <i>Good afternoon. I'd like to look at some Denim jacket for my friend.</i></p> <p>Seller : <i>All right, these all our new collections for denim jacket.</i></p> <p>Buyer : <i>Oh yes, that's a nice jacket. Could you take it out, please?</i></p> <p>Seller : <i>Okay, what's the size?</i></p> <p>Buyer : <i>L</i></p> <p>Seller : <i>here you are. You can pay it at the cashier over there.</i></p> <p>Buyer : <i>How much is it?</i></p> <p>Seller : <i>Forty five thousand rupiahs</i></p> <p>Buyer : <i>Okay, I'll payed it. Thank you then</i></p> <p>Seller : <i>Thank you very much.</i></p>
--	--	--

			<p>After all students have practiced the conversation, the teacher corrects the student's wrong word pronunciation.</p>
		Post-Activity	<p>At this stage, after explanation and practice on the topic of learning.</p> <p>Teacher: <i>"We will play the game in groups and stay with the existing group"</i></p> <p>After that, teacher asks each group to choose one group representative. The teacher explain the game.</p> <p>In this game, the representative of group 1 will come forward, then the teacher gives a short sentence related to the topic of the day. The representative of this group will demonstrate the sentence and make no sound. Then group 2 will guess the sentence from the demonstration. If group 2 can answer correctly, then they will be given points, and if they can't answer, then the representative</p>

		<p>of group 1 will choose another group to answer until the other group answers correctly.</p> <p>First sentence is “<i>I want to buy this jeans</i>”. Group 1 representatives demonstrate each word of the sentence. after discussing for 1 minute, group 2 could not answer correctly, and the representative of group 1 pointed to another group who wanted to answer, and finally group 5 could answer correctly. When students are looking for answers, that’s where there is a discussion between students in groups, they discuss with each other to find the right answer.</p> <p>This game continues until all groups got the sentence given by the teacher.</p>
--	--	---

Appendix V

Transcript of Interview

No	Research's Question	Teacher's Answer
1	What strategies do you use in teaching speaking?	In teaching speaking, I usually use several strategies, such as simulation, communication games, drilling, and discussion. Simulation is needed in teaching, because it will help students understand the topic of learning. Drilling is needed to practice student pronunciation and teach students how to pronounce a word correctly. Interspersed with games in learning to overcome student boredom in learning, and in the game there are also discussions between students to find the right answer.
2	How do you assess students' speaking skill?	I assessed students' speaking skill with way a students' respond to a question correctly. They can answer of question by oral. And other ways to assess is observation, I can observe students directly from their activities in class from

		<p>various situations, for example working alone, in groups, and in pairs. I keep a diary for my class and in it makes notes of my students' performance and grades. One part of my diary is related to speaking skills, with a grid showing names, the date and type of activity, and then different aspects of speaking.</p> <p>In the middle of the semester and at the end of semester, I assess students' speaking by giving a test in the form of an interview or describing something. For example, I ask students to talk about your pet, 1) how many cats do you keep? 2) why do you like cats?. And for the describing, I ask students to describe something you own which is very important to you, 1) where you got it from, 2) what you use it for.</p>
3	What type of assessment used in assessing students' speaking skill?	<p>The type I usually take for assessment are formative and summative. I always assess my students in every meeting. I will look at their performance, not only at the end</p>

		or in the mid of semester, because the process of teaching and learning is not on exam, but every day.
4	What are type of oral assessment used in assessing students' speaking skill?	<p>The types of oral assessment that I used in assessing students' speaking skill are: Grammar; Vocabulary; comprehension; fluency;pronunciation.</p> <p>How correct learners' use of the language system is, including their use of grammar, pronunciation and vocabulary. Mastery of students' vocabulary in speaking English is also important because it helps and makes it easier for students to assemble a sentence. In this assessment, I assessed that students spoke easily, quickly enough, and without having to stop and pause a lot. I assess how students pronounce English words correctly, as wee as how students emphasize and intonation in words and sentences.</p>
5	What are the challenges in assessing students' speaking skill?	Low ability of students in speaking. In speaking, it is not always easy to get students to speak. Sometimes the tasks I

		<p>expect to be capable of motivating students to speak do not work as expected.</p> <p>To overcome this situation, in addition to the careful design of the speaking tasks to fulfill students' level and to meet speaking aspects to be assessed.</p> <p>Problem of grammatical language. The students usually face the other difficulties such as when making sentences or paragraphs relate to the tenses. The students get the difficulty in choosing the suitable verbs. Sometimes the students not use the appropriate tenses so it makes the sentence is meaningless.</p> <p>Problem of pronunciation. Students often have problems in pronouncing English words, especially for words that are difficult to pronounce and because students lack practice in speaking English.</p>
--	--	--

Appendix VI



**KEPUTUSAN DEKAN FAKULTAS TARBIYAH DAN KEGURUAN
UIN ANTASARI BANJARMASIN
NOMOR 137 TAHUN 2021
TENTANG
PENETAPAN DOSEN PEMBIMBING SKRIPSI SEMESTER GENAP
TAHUN AKADEMIK 2020/2021**

DEKAN FAKULTAS TARBIYAH DAN KEGURUAN UIN ANTASARI,

- Menimbang** : a. bahwa untuk kelancaran mahasiswa Fakultas Tarbiyah dan Keguruan UIN Antasari Banjarmasin membuat skripsi, maka perlu menetapkan Dosen-Dosen Fakultas Tarbiyah dan Keguruan untuk menjadi pembimbing;
- b. bahwa nama-nama sebagaimana tersebut dalam Surat Keputusan ini dipandang mampu dan cakap untuk ditetapkan sebagai Dosen Pembimbing Skripsi dimaksud.
- Mengingat** : 1. Undang-Undang RI No. 20 Tahun 2003 tentang Sistem Pendidikan Nasional;
2. Peraturan Presiden RI Nomor 36 Tahun 2017 tanggal 3 April 2017 tentang Universitas Islam Negeri Antasari Banjarmasin;
3. Peraturan Pemerintah No. 60 Tahun 1999 tentang Pendidikan Tinggi;
4. Surat Keputusan Menteri Agama No. 30 Tahun 2017 tentang Organisasi dan Tata Kerja UIN Antasari;
5. Surat Keputusan Menteri Agama No. 36 Tahun 2017 tentang Statuta UIN Antasari Banjarmasin;
6. Keputusan Rektor IAIN No. 217A Tahun 2012 tentang Perubahan Atas Keputusan Rektor No. 72 Tahun 2007 Tentang Pedoman Penulisan Skripsi Program Strata Satu (S-1) IAIN Antasari Banjarmasin.
- Memperhatikan** : Usul Ketua Jurusan TBI Tanggal 1 Juli 2021
- MEMUTUSKAN:**
- Menetapkan** : KEPUTUSAN DEKAN FAKULTAS TARBIYAH DAN KEGURUAN UIN ANTASARI TENTANG PENETAPAN DOSEN PEMBIMBING SKRIPSI MAHASISWA SEMESTER GENAP TAHUN AKADEMIK 2020/2021
- Pertama** : Menunjuk Dan Menugaskan Kepada:
1. Nama : Dr. Hj. Nida Mufidah, M.Pd
NIP/NUK : 196512141992032002
Pangkat/Golongan : Pembina/IV/a
Jabatan Akademik : Lektor Kepala
Sebagai Pembimbing Bidang Konten Dan Metodologi
2. Nama : Nor Izzatil Hasanah, S.Pd, M.Pd
NIP/NUK : 201701001
Pangkat/Golongan : Penata/III/c
Jabatan Akademik : Lektor
Sebagai Pembimbing Bidang Bahasa Dan Teknik Penulisan
- Untuk Membimbing Mahasiswa Penyusun Skripsi:
- Nama : Risma Maisarah
NIM : 170102030165
Jurusan/Prodi : TBI
Judul Skripsi : EYL Teacher's Strategies In Conducting Speaking Assessment Of Online Learning At MTsN 2 Kota Banjarmasin
- Kedua** : Biaya akibat dikeluarkannya keputusan ini dibebankan kepada DIPA UIN Antasari Banjarmasin.
- Ketiga** : Keputusan ini berlaku sejak tanggal ditetapkan, dengan ketentuan bahwa apabila terdapat kekeliruan dalam penetapan ini, maka akan diadakan perbaikan dan perubahan sebagaimana mestinya.

Ditetapkan di Banjarmasin
pada tanggal 01 Juli 2021
DEKAN,



Prof. Dr. H. Juairiah, M.Pd.
NIP. 196001061986032004

- Tembusan:**
1. Rektor UIN Antasari Banjarmasin;
 2. Ketua Jurusan;
 3. Dosen Pembimbing;
 4. Arsip.

Appndix VII

	<p>KEMENTERIAN AGAMA REPUBLIK INDONESIA UNIVERSITAS ISLAM NEGERI ANTASARI FAKULTAS TARBIYAH DAN KEGURUAN BIRO SKRIPSI Jalan Jenderal Ahmad Yani KM. 4,5 Banjarmasin Telepon (0511) 3253939 Faksimile (0511) 3274492 Email: ftk.antasari@gmail.com Web: www.ftk.iain-antasari.ac.id</p>
<p align="center"><u>SURAT KETERANGAN</u></p>	
<p align="center">Nomor: 1444/Un.14/III.1.t/pp.00.9/11/2021</p>	
<p>Yang bertanda tangan di bawah ini, menerangkan bahwa:</p>	
Nama	: Risma Maisarah
N I M	: 170102030165
Jurusan/Prodi	: TBI
Alamat	: Jln Bangkuang Raya, RT 3 RW 1, kelurahan Bangkuang, Kec Karau Kuala, kab Barito Selatan, Kalteng
<p>adalah benar telah melaksanakan Seminar Desain Operasional Skripsi yang berjudul:</p>	
<p align="center">EYL TEACHER'S STRATEGIES IN CONDUCTING SPEAKING ASSESSMENT OF ONLINE LEARNING AT MTSN 2 KOTA BANJARMASIN</p>	
Pada Hari/Tanggal	: Sabtu, 16 Oktober 2021
Tempat	: Google meet
<p>Demikian surat keterangan ini dibuat, untuk dipergunakan sebagaimana mestinya.</p>	
<p align="right">Banjarmasin, 09 November 2021 Ketua,</p>	
<p align="right">  Mahmudah, M.Pd.I NIP. 198708212015032004 </p>	

Appendix VIII

 **KEMENTERIAN AGAMA REPUBLIK INDONESIA**
UNIVERSITAS ISLAM NEGERI ANTASARI
FAKULTAS TARBIYAH DAN KEGURUAN
 Jalan Jenderal Ahmad Yani KM. 4,5 Banjarmasin
 Telepon (0511) 3253939 Faksimile (0511) 3274492
 Email: ftk@uin-antasari.ac.id Web: www.ftk.uin-antasari.ac.id

SURAT RISET
 Nomor: B-46 /Un.14/III.1/PP.00.9/02/2022


Yang bertanda tangan Wakil Dekan Bidang Akademik dan Kelembagaan Fakultas Tarbiyah dan Keguruan UIN Antasari, dengan ini menugaskan kepada :


Nama	: Risma Maisarah
Nomor Induk Mahasiswa	: 170102030165
Semester	: DELAPAN (VIII)
Alamat	: Jl. bangkuang, RT 03 RW 01, Kel. Bangkuang, Kec. Karau Kuala, Kab. Barito Selatan, Kalimantan Tengah
Tugas	: Melakukan Riset / Penelitian ilmiah dalam rangka pengumpulan data untuk penyusunan Skripsi Sarjana dengan Judul :

TEACHER'S STRATEGIES IN CONDUCTING SPEAKING ASSESSMENT AT SMA NEGERI 1 KARAU KUALA


Tempat yang dituju	: SMAN 1 KARAU KUALA
Barang yang dibawa	: Seperangkat alat riset
Lamanya Riset	: 2 (Dua) bulan
Dari tanggal	: 09 Februari 2022
Sampai dengan tanggal	: 10 April 2022

Demikian Surat Riset ini diberikan kepada ybs, agar pihak-pihak yang berkepentingan dapat memberikan bantuan seperlunya.


Banjarmasin, 7 Februari 2022
 Wakil Dekan Bidang Akademik dan Kelembagaan,

 Dr. Ahmad Muradi, M.Ag
 197808082005011006

Mahasiswa yang bersangkutan,

 Risma Maisarah
 NIM. 170102030165

Appendix IX



PEMERINTAH PROVINSI KALIMANTAN TENGAH
DINAS PENDIDIKAN
SMA NEGERI 1 KARAU KUALA
 NSS : 302140209006 NPSN : 30200792
 Alamat : Jalan Barito Raya No. 077 RT.24 RW 08 Kelurahan Bangkuang 73761
 Email : sman1karaukuala@gmail.com




SURAT KETERANGAN SELESAI RISET
 Nomor : 421.1/030/14/SMA N 1 KK /III/2022


Yang bertanda tangan dibawah ini, Kepala Sekolah SMA Negeri 1 Karau Kuala menerangkan bahwa :

Nama : Risma Maisarah
 NIM : 170102030165
 Fakultas : Tarbiyah dan Keguruan
 Jurusan : Tadris Bahasa Inggris

Adalah benar yang bersangkutan telah selesai melakukan penelitian/riset penyusunan skripsi pada Guru Bahasa Inggris SMA Negeri 1 Karau Kuala sejak Tanggal 21 Februari 2022 – 14 Maret 2022 dengan judul :
“Teacher’s Strategies in conducting speaking assessment at SMA Negeri 1 Karau Kuala”.

Demikian agar diketahui dan dapat dipergunakan sebagaimana mestinya.



Bangkuang, 14 Maret 2022
 Kepala Sekolah

HUSEN, S.Pd, M.Pd
 NIP.19620918 198412 1 005

Appendix X



**KEMENTERIAN AGAMA REPUBLIK INDONESIA
UNIVERSITAS ISLAM NEGERI ANTASARI
FAKULTAS TARBIYAH DAN KEGURUAN
BIRO SKRIPSI**

Jalan Jenderal Ahmad Yani KM.4,5 Banjarmasin
Telepon (0511) 3253939 Faksimile (0511) 3274492

CATATAN SEMINAR PROPOSAL SKRIPSI

1. Nama Mahasiswa : Risma Maisarah
2. NIM : 170102030165
3. Program Studi : Tadris Bahasa Inggris
4. Judul Proposal Skripsi : EYL Teacher's Strategies in Conducting Speaking Assessment of Online Learning at MTsN 2 Kota Banjarmasin
5. Dosen Pembimbing : Dr. Hj. Nida Mufida, M. Pd.
Noor Izzati Hasanah S.Pd., M.Pd
6. Catatan Hasil Seminar :

NO	Catatan/saran Penanggap	NO	Catatan/saran Dosen
	-		<p>Dr. Hj. Nida Mufidah, M. Pd.</p> <ol style="list-style-type: none"> 1. Diperjelas dan ditambah teori tentang young learners 2. Untuk judul penelitian, MTs tidak termasuk young learners, sehingga memilih mengganti antara mengtiadakan kata young learners sehingga yang diteliti adalah sekolah menengah atau subjek penelitian diganti menjadi tingkat sekolah dasar 3. Rumusan masalah yang pertama diganti menjadi "what are the strategies used by the teacher in teaching speaking of online learning?" 4. Dalam interview list menambahkan pertanyaan " <p>Noor Izzati Hasanah S.Pd, M.Pd.</p> <ol style="list-style-type: none"> 1. Grammar di rumusan masalah ketiga, kata "do" diganti menjadi "does" 2. Penulisan harus sesuai writing guide 3. Tetap harus paraphrase setiap kutipan 4. Di kutipan harus ada halaman (page) 5. Mencari references yang terbaru maksimal 10 tahun 6. Menambahkan alasan di setting 7. Jelaskan dengan detail tentang technique data collection 8. Referensi menggunakan 1 spasi 9. Definition of Key Terms tambahkan 1 poin

Banjarmasin, 16 Oktober 2021

Moderator,

Alifa

Catatan:

Appendix XI

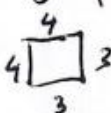








CONSULTATION NOTES

ADVISOR OF CONTENTS AND RESEARCH METHODS

NAME : Dr. Hj. Nida Mufidah, M. Pd.

Date	Notes	SIGNATURE
31 - Mei 2022.	<p>Please, Introduction Chapter I Write Why that School is your choice</p> <p>Previous study write ? the reason difference and similarities apa?</p> <p>Add more paragraphs</p> <p>Conclude each explanation</p> <p>Chapter II Revised table</p> <p>Chapter III</p>	

Date	Notes	SIGNATURE
$\frac{14}{6}$. 2022	<p>- Please revise margin, see</p>  <p>- Add more sentences in paragraph - at least 2 sentences in paragraphs.</p> <p>- Example words, sentences? which is found in observation</p> <p>- Revised table</p> <p>- develop sentence</p>	  
$\frac{2}{9}$ -	<p>Please Revised chapter 4</p> <p>See my notes</p>	



Date	Notes	SIGNATURE
20-9-2022	<ul style="list-style-type: none"> - Explain simulation - 3 space with kalimat ucap - Add teacher A - Example all aspects you explain .. - Explain what problem, appears in speaking for your finding. 	
4/10. 2022	<ol style="list-style-type: none"> 1. Please revise margin 2. Space should be 3 space between new sub topic. 3. Add sentences, if there only one sentence 4. Please, add suggestion to student, & had <u>maple</u> 	






CONSULTATION NOTES

ADVISOR OF LANGUAGE AND TECHNIQUES FOR WRITING

NAME : Noor Izzatil Hasanah, S. Pd., M. Pd.

Date	Notes	SIGNATURE
<p>Senin 25 - 7 - 2022</p>	<ul style="list-style-type: none"> - Judul 1 spasi - Lengkapi judul di abstrak & Tujuan - Perbaiki Sistem Penomoran - Teori siapa yang dipakai dalam Penelitian 	
<p>Jumat 19 - 08 - 2022</p>	<ul style="list-style-type: none"> - Judul 1 spasi - Must Analisis Data di abstrak - Beri keterangan pada List Table - Ubah kata "will" menjadi Lampau - Peritakapan lebih dari 5 baris, 1 spasi 	

Date	Notes	SIGNATURE
11 Oktober 2022	<ul style="list-style-type: none">- Judul di Abstrakgadis miningcatat- Ayat di Acknowledgment- References APA	  


Appendix XII



CURRICULUM VITAE

1. Full Name : Risma Maisarah
2. SRN : 170102030165
3. Place, Date of Birth : Bangkuang, April 20th 2022
4. Nationality : Indonesia
5. Address : Bangkuang RT 003 RW 001, Kec. Karau
Kuala, Kab. Bario Selatan, Prov Kalimantan Tengah
6. Phone Number : 082250282292
7. Email Address : rmaisarah123@gmail.com
8. Organization/Work Experience :
 - a. IMM FTU UIN Antasari Banjarmasin
 - b. Tutor at Rumah Privat Les
9. Academic Achievement : -
10. Non Academic Achievement : -
11. List of Scientific Works : -

Banjarmasin, December 2022



The Writer