

CURRICULUM VITAE

1. Full Name : Ihdal Bayu Pamungkas
2. SRN : 190101030222
3. Place, Date of Birth : Sragen, Central Java, 22 January 2001
4. Nationality : Indonesia
5. Adress : Jl. Sungai Lulut, Martapura Lama, Km.8
Komplek Bima Land, No.47
6. Phone Number : 0895-6346-96338
7. Email Address : Bpamungkas453@gmail.com
8. Organization/Work Experience :
 - a. 2021-2022 English Students Association
 - b. 2019-2023 The Executive of LiDS Educia
 - c. 2021-Now Teaching English at SMP Muhammadiyah 1 Banjarbaru
 - d. 2017-2018 Ikatan Pelajar Muhammadiyah (IPM)
9. Academic Achievement :
 - a. Becoming the Best Individual Presentation at the 6th BUAF “Borneo Undergraduate Academic Forum” (2022)
 - b. Becoming the Presenter at the 6th BUAF “Borneo Undergraduate Academic Forum” (2022)
 - c. Becoming the Outstanding Student at National and International Levels in Tarbiyah and Teachers Training Faculty (2021)
10. Non Academic Achievement :
 - a. The First Runner Up of 3 Languages Speech Held by HMJ Matematika (2021)

- b. The Winner of National English Speech Competition Held by ESA IAIN Batusangkar (2021)
 - c. The Winner of English Speech Competition Held by Himmah Al-Falah (2021)
 - d. The Winner of 3 Languages Speech Contest Held by KM FEBI (2019)
11. List of Scientific Works :
- a. Maximizing English Speech on YouTube Videos to Enrich Students' Vocabulary

Banjarmasin, 06 October 2022


Ihdal Bayu Pamungkas

APPENDICES

Appendix I: Translation of Qur'an

| No | Name of the Surah | Indonesian | English |
|----|--|--|--|
| 1. | Ali-Imran verse 104: وَلَتَكُنَّ مِنْكُمْ أُمَّةٌ يَدْعُونَ إِلَى الْخَيْرِ وَيَأْمُرُونَ بِالْمَعْرُوفِ وَيَنْهَوْنَ عَنِ الْمُنْكَرِ ۗ وَأُولَٰئِكَ هُمُ الْمُفْلِحُونَ | “Dan hendaklah di antara kamu ada segolongan orang yang menyeru kepada kebajikan, menyuruh (berbuat) yang makruf, dan mencegah dari yang mungkar. Dan mereka itulah orang-orang yang beruntung.” | “And from among you there should be a party who invite to good and enjoin what is right and forbid the wrong, and these it is that shall be successful.” |

Appendix II: Interview Guidelines



Appendix III: Lesson Plans

Lesson Plan of Cycle 1

RESEARCH LESSON PLAN “MEETING 1”

| | |
|-----------------------|-------------------------------------|
| School | : SMP Muhammadiyah 1 Banjarbaru |
| Subject | : English |
| Teacher | : Ihdal Bayu Pamungkas |
| Other Observer | : Muhammad Nabel El-Wafa |
| Class | : VII Language Class |
| Room | : VII Classroom |
| Day/Date | : Saturday, 13 August 2020 |
| Class Time | : 1 x 80 Minutes, 09.00 – 10.20 A.M |
| Meeting | : 2 nd Meeting |

A. The Syllabus :

| Language Elements |
|--|
| <ul style="list-style-type: none"> • Kosakata, terkait dengan ciri fisik (antara lain. red, big, dark, loud), selera (antara lain. nice, beautiful, cute), mental (antara lain. clever, smart), psikologis (antara lain. happy, sad, disappointed, angry, wild), budi (antara lain. kind, good, polite). • Penyebutan benda dengan a, the, bentuk jamak (-s) |

- B. **Rationale** : This lesson is designed for more than 20 students and uses the Listen and Repeat and Memorization Techniques. Watching the speech video at the beginning of the class will be implemented as the first step to enrich the students' vocabulary. Moreover, giving vocabulary lists based on the speech video on YouTube of Kim Nam Joom/RM (https://youtu.be/MvJSyU_zuLY) will be delivered in teaching and learning process. The vocabulary lists consist of *synonyms, and superordinates including the pronunciation, translation and spelling of the words, the definition of certain words as well as the articles (a, an and the) and singular and plural nouns*. The pronunciation will be taught from the video and the teacher. Furthermore, the students will be asked to pay attention to the teacher's explanations and write down the words on their each book. Listen and repeat will also be applied in order to ensure that the students will remember the vocabulary and be able to recognize the pronounce of the words. Additionally,

memorizing the vocabulary will be applied as well. By using the techniques mentioned, I hope that students will be able to enrich their vocabulary.

C. Goals : Class VII Grade of SMP Muhammadiyah 1 Banjarbaru will be able to enrich their vocabulary by maximizing the English Speech Video on YouTube and will be able to get new knowledge about grammars (articles, a, an and the, and plural nouns).

D. Objectives : By the end of the lesson:

- Class VII Grade of SMP Muhammadiyah 1 Banjarbaru will be able to enrich their vocabulary in some elements such as: synonyms, and superordinates including the pronunciation, translation and spelling of the vocabulary by maximizing the use of English Speech Video on YouTube.
- Class VII Grade of SMP Muhammadiyah 1 Banjarbaru will be able to know the use of article (a, an and the) and, singular and plural nouns.

E. Topic Material : Enriching Vocabulary (synonyms, and superordinates including the pronunciation, translation and spelling as well as the definition of certain words) and Grammars (articles, “a, an and the”, and singular plural nouns).

F. Method & Approach: Listen and Repeat and Memorization Techniques.

G. Tools & Equipments : Gadgets (Laptop/PC/Smartphone), white boards, markers, an eraser, LCD, speakers.

H. Sources : The YouTube channel of ENGLISH SPEECHES (<https://www.youtube.com/c/EnglishSpeeches>), Thesaurus (<https://www.thesaurus.com/>) and Cambridge Dictionary (<https://dictionary.cambridge.org/>).

I. Procedures :

| PRE-ACTIVITIES (20 Minutes) |
|--|
| <ul style="list-style-type: none"> ✚ Preparing the class (all the equipments needed) ✚ Opening the class (Saying salam, good morning, asking the students' condition, etc) ✚ Praying (Starting the class by saying basmallah) ✚ Checking students' presence (Mentioning their names one by one as a reflection of discipline behave) ✚ Watching the speech video |

| MAIN ACTIVITIES (40 Minutes) | |
|--|--|
| <ul style="list-style-type: none"> ✚ Explaining and giving the students the vocabulary selected from the English Speech Video. <ul style="list-style-type: none"> • Synonyms • Pronunciation • Spelling • Translation including the definition of certain words ✚ Explaining the grammars <ul style="list-style-type: none"> • Articles an, an and the • Singular and Plural Nouns ✚ Note : <ul style="list-style-type: none"> • On each slide, the students will be required to write the vocabulary on their each book from the English Speech Video as the implementation of memorizing the words. • The teacher will always ask the students to listen and repeat every word in the power point. • The teacher will teach the spelling of the words on the white board • The teacher will play the video back if needed. • The teacher will always ask the students to ask questions if they have questions. | |
| POST ACTIVITIES (20 Minutes) | |
| <ul style="list-style-type: none"> ✚ The teacher will ask students to memorize the vocabulary together (without seeing the Power Point) ✚ Concluding the meeting ✚ Giving a motivation ✚ Closing the class | |

- J. Backup Plans** :
- 1.) In case the video cannot be played on YouTube immediately, the teacher will play the video on laptop directly no internet needed.
- L. Assesments** : Students' test results in the post-test 1 and 2.
- M. Evaluation** : Asking the students the vocabulary that they have learn without seeing the PPT.

Banjarmasin, August 2022

Other Observer,

Teacher-Researcher,

Muhammad Nabiel El-Wafa

Ihdal Bayu Pamungkas

RESEARCH LESSON PLAN “MEETING 2”

School : SMP Muhammadiyah 1 Banjarbaru
Subject : English
Teacher : Ihdal Bayu Pamungkas
Other Observer : Muhammad Nabiel El-Wafa
Class : VII Language Class
Room : VII Classroom
Day/Date : Saturday, 20 August 2020
Class Time : 1 x 80 Minutes, 09.00 – 10.20 A.M
Meeting : 3rd Meeting

A. The Syllabus :

| Language Elements |
|---|
| <ul style="list-style-type: none"> • Kosakata, terkait dengan ciri fisik (antara lain. red, big, dark, loud), selera (antara lain. nice, beautiful, cute), mental (antara lain. clever, smart), psikologis (antara lain. happy, sad, disappointed, angry, wild), budi (antara lain. kind, good, polite). • Penggunaan kata penunjuk this, that, these, those. |

B. Rationale : This lesson is designed for more than 20 students and uses the Listen and Repeat and Memorization Techniques and Grammar Translation Method. Watching the speech video again at the beginning of the class will be implemented as the first step to enrich the students' vocabulary. Moreover, giving vocabulary lists based on the speech video on YouTube of Kim Nam Joom/RM (https://youtu.be/MvJSyU_zuLY) will be delivered in teaching and learning process. The vocabulary lists consist of *antonyms, and superordinates including the pronunciation, translation and spelling of the words, the definition of certain words as well as the use of this, that, these, and those* as the implementation of learning grammar will also be implemented in the teaching and learning process. The examples of the grammar will be connected to the English Speech Video on YouTube of Kim Nam Joom/RM. In particular, memorizing the

vocabulary that has been learnt in the first meeting will also be done to reempower the students memorization. By using the techniques mentioned, I hope that students will be able to enrich their vocabulary.

C. Goals : Class VII Grade of SMP Muhammadiyah 1 Banjarbaru will be able to enrich their vocabulary and master some grammars by maximizing the English Speech Video on YouTube.

D. Objectives : By the end of the lesson:

- Class VII Grade of SMP Muhammadiyah 1 Banjarbaru will be able to enrich their vocabulary in some elements such as: antonyms, and superordinates including the pronunciation, translation and spelling of the vocabulary by maximizing the use of English Speech Video on YouTube.
- Class VII Grade of SMP Muhammadiyah 1 Banjarbaru will be able to know the use of this, that, these, and, those.

E. Topic Material : Enriching Vocabulary (antonyms, and superordinates including the pronunciation, translation and spelling as well as the definition of certain words) and Grammars (this, that, these, and, those).

F. Method & Approach : Listen and Repeat and Memorization Techniques and Grammar Translation Method

G. Tools & Equipments : Gadgets (Laptop/PC/Smartphone), white boards, markers, an eraser, LCD, speakers, work sheets.

H. Sources : The YouTube channel of ENGLISH SPEECHES (<https://www.youtube.com/c/EnglishSpeeches>), Thesaurus (<https://www.thesaurus.com/>) and Cambridge Dictionary (<https://dictionary.cambridge.org/>).

I. Procedures :

| PRE-ACTIVITIES (20 Minutes) |
|---|
| <ul style="list-style-type: none"> ✚ Preparing the class (all the equipments needed) ✚ Opening the lesson (Saying salam, good morning, asking the students' condition, etc) ✚ Praying (Starting the class by saying basmallah) ✚ Checking students' presence (Mentioning their names one by one as a reflection of discipline behave) ✚ Watching the speech video |
| MAIN ACTIVITIES |

| (40 Minutes) | |
|--|--|
| <ul style="list-style-type: none"> ✚ Explaining and giving the students the vocabulary selected from the English Speech Video. <ul style="list-style-type: none"> • Synonyms • Pronunciation • Spelling • Translation including the definition of certain words ✚ Explaining the grammars <ul style="list-style-type: none"> • This, That, These, Those ✚ Note : <ul style="list-style-type: none"> • On each slide, the students will be required to write the grammar taught on their each book from the English Speech Video as the implementation of memorizing the words. • The teacher will always ask the students to listen and repeat every word in the power point. • The teacher will play the video back if needed. | |
| POST ACTIVITIES (20 Minutes) | |
| <ul style="list-style-type: none"> ✚ The teacher will ask students to memorize the vocabulary together ✚ Concluding the meeting ✚ Giving a motivation ✚ Closing the class | |

J. Backup Plans :

1.) In case the video cannot be played on YouTube immediately, the teacher will play the video on laptop directly no internet needed.

K. Assessments : Students' test results in the post-test 1 and 2.

Banjarmasin, August 2022

Other Observer,

Teacher-Researcher,

Muhammad Nabiel El-Wafa

Ihdal Bayu Pamungkas

RESEARCH LESSON PLAN CYCLE 2 “MEETING 1”

| | |
|------------------------|--|
| School | : SMP Muhammadiyah 1 Banjarbaru |
| Subject | : English |
| Teacher | : Ihdal Bayu Pamungkas |
| Other Observer | : Muhammad Asy’ari |
| Class | : VII Language Class |
| Room | : VII Classroom |
| Day/Date | : Tuesday, 20 September 2022 |
| Class Time | : 1 x 80 Minutes, 09.00 – 10.20 A.M |
| Meeting | : 3rd Meeting |
| A. The Syllabus | : |

| Language Elements |
|---|
| <ul style="list-style-type: none"> • Kosakata, terkait dengan ciri fisik (antara lain. red, big, dark, loud), selera (antara lain. nice, beautiful, cute), mental (antara lain. clever, smart), psikologis (antara lain. happy, sad, disappointed, angry, wild), budi (antara lain. kind, good, polite). • Preposisi untuk in, on, under untuk menyatakan tempat. |

B. Rationale : This lesson is designed for more than 20 students and uses the Listen and Repeat and Memorization Techniques. Watching the speech video at the beginning of the class will be implemented as the first step to enrich the students’ vocabulary. Moreover, giving vocabulary lists based on the speech video on YouTube of Leonardo Dicaprio (<https://youtu.be/tfsfrWxXKFA>) will be delivered in teaching and learning process. The vocabulary lists consist of *synonyms, and superordinates including the pronunciation, translation and spelling of the words, the definition of certain words as well as the use of preposition place*. The pronunciation will be taught from the video and the teacher. Furthermore, the students will be asked to pay attention to the teacher’s explanations and write down the words on their each book. Listen and repeat will also be applied in order to ensure that the students will remember the vocabulary and be able to recognize the pronounce of the words. Additionally, memorizing the vocabulary will be applied as well. By using the techniques mentioned, I hope that students will be able to enrich their vocabulary.

C. Goals : Class VII Grade of SMP Muhammadiyah 1 Banjarbaru will be able to enrich their vocabulary by maximizing the English Speech Video on YouTube and will be able to get new knowledge about preposition place.

D. Objectives : By the end of the lesson:

- Class VII Grade of SMP Muhammadiyah 1 Banjarbaru will be able to enrich their vocabulary in some elements such as: synonyms, and superordinates including the pronunciation, translation and spelling of the vocabulary by maximizing the use of English Speech Video on YouTube.
- Class VII Grade of SMP Muhammadiyah 1 Banjarbaru will be able to know the use of preposition place in, on, under, etc.

E. Topic Material : Enriching Vocabulary (synonyms, and superordinates including the pronunciation, translation and spelling as well as the definition of certain words) and Grammars preposition place in, on, under, etc.

F. Method & Approach: Listen and Repeat and Memorization Techniques.

G. Tools & Equipments : Gadgets (Laptop/PC/Smartphone), white boards, markers, an eraser, LCD, speakers.

H. Sources : The YouTube channel of ENGLISH SPEECHES (<https://www.youtube.com/c/EnglishSpeeches>), Thesaurus (<https://www.thesaurus.com/>) and Cambridge Dictionary (<https://dictionary.cambridge.org/>).

I. Procedures :

| PRE-ACTIVITIES (20 Minutes) |
|--|
| <ul style="list-style-type: none"> ✚ Preparing the class (all the equipments needed) ✚ Opening the class (Saying salam, good morning, asking the students' condition, etc) ✚ Praying (Starting the class by saying basmallah) ✚ Checking students' presence (Mentioning their names one by one as a reflection of discipline behave) ✚ Watching the speech video |
| MAIN ACTIVITIES (40 Minutes) |
| <ul style="list-style-type: none"> ✚ Explaining and giving the students the vocabulary selected from the English Speech Video. <ul style="list-style-type: none"> • Synonyms • Pronunciation • Spelling • Translation including the definition of certain words |

✚ **Explaining the grammars**

- Preposition place in, on, under, etc

✚ **Note :**

- On each slide, the students will be required to write the vocabulary on their each book from the English Speech Video as the implementation of memorizing the words.
- The teacher will always ask the students to listen and repeat every word in the power point.
- The teacher will teach the spelling of the words on the white board
- The teacher will play the video back if needed.
- The teacher will always ask the students to ask questions if they have questions.

POST ACTIVITIES
(20 Minutes)

- ✚ The teacher will ask students to memorize the vocabulary together (without seeing the Power Point)
- ✚ Concluding the meeting
- ✚ Giving a motivation
- ✚ Closing the class

J. Backup Plans

:

1.) In case the video cannot be played on YouTube immediately, the teacher will play the video on laptop directly no internet needed.

K. Assesments

: Students' test results in the post-test 1 and 2

L. Evaluation

: Asking the students the vocabulary that they have learn without seeing the PPT.

Banjarmasin, September 2022

Other Observer,

Teacher-Researcher,

Muhammad Asy'ari

Ihdal Bayu Pamungkas

RESEARCH LESSON PLAN CYCLE 2 "MEETING 2"

School

: SMP Muhammadiyah 1 Banjarbaru

Subject : English
Teacher : Ihdal Bayu Pamungkas
Other Observer : Muhammad Asy'ari
Class : VII Language Class
Room : VII Classroom
Day/Date : Tuesday, 21 September 2022
Class Time : 1 x 80 Minutes, 09.00 – 10.20 A.M
Meeting : 4th Meeting

A. The Syllabus :

| Language Elements |
|---|
| <ul style="list-style-type: none"> • Kosakata, terkait dengan ciri fisik (antara lain. red, big, dark, loud), selera (antara lain. nice, beautiful, cute), mental (antara lain. clever, smart), psikologis (antara lain. happy, sad, disappointed, angry, wild), budi (antara lain. kind, good, polite). • Preposisi untuk in (bulan, tahun, waktu dalam hari), on (hari dan tanggal), at (jam, at noon, at night). |

B. Rationale : This lesson is designed for more than 20 students and uses the Listen and Repeat and Memorization Techniques. Watching the speech video at the beginning of the class will be implemented as the first step to enrich the students' vocabulary. Moreover, giving vocabulary lists based on the speech video on YouTube of Leonardo Dicaprio (<https://youtu.be/tfsfrWxXKFA>) will be delivered in teaching and learning process. The vocabulary lists consist of *antonyms, and superordinates including the pronunciation, translation and spelling of the words, the definition of certain words as well as the use of preposition of time in, on and at*. The pronunciation will be taught from the video and the teacher. Furthermore, the students will be asked to pay attention to the teacher's explanations and write down the words on their each book. Listen and repeat will also be applied in order to ensure that the students will remember the vocabulary and be able to recognize the pronounce of the words. Additionally, memorizing the vocabulary will be applied as well. By using the techniques mentioned, I hope that students will be able to enrich their vocabulary.

C. Goals : Class VII Grade of SMP Muhammadiyah 1 Banjarbaru will be able to enrich their vocabulary by maximizing the English Speech Video on YouTube and will be able to get new knowledge about preposition of time.

D. **Objectives** : By the end of the lesson:

- Class VII Grade of SMP Muhammadiyah 1 Banjarbaru will be able to enrich their vocabulary in some elements such as: antonyms, and superordinates including the pronunciation, translation and spelling of the vocabulary by maximizing the use of English Speech Video on YouTube.
- Class VII Grade of SMP Muhammadiyah 1 Banjarbaru will be able to know the use of preposition of time in, on, and at.

E. **Topic Material** : Enriching Vocabulary (antonyms, and superordinates including the pronunciation, translation and spelling as well as the definition of certain words) and Grammars preposition of time in, on, and at.

F. **Method & Approach** : Listen and Repeat and Memorization Techniques.

G. **Tools & Equipments** : Gadgets (Laptop/PC/Smarthphone), white boards, markers, an eraser, LCD, speakers.

H. **Sources** : The YouTube channel of ENGLISH SPEECHES (<https://www.youtube.com/c/EnglishSpeeches>), Thesaurus (<https://www.thesaurus.com/>) and Cambridge Dictionary (<https://dictionary.cambridge.org/>).

I. **Procedures** :

| PRE-ACTIVITIES (20 Minutes) |
|--|
| <ul style="list-style-type: none"> ✚ Preparing the class (all the equipments needed) ✚ Opening the class (Saying salam, good morning, asking the students' condition, etc) ✚ Praying (Starting the class by saying basmallah) ✚ Checking students' presence (Mentioning their names one by one as a reflection of discipline behave) ✚ Watching the speech video |
| MAIN ACTIVITIES (40 Minutes) |
| <ul style="list-style-type: none"> ✚ Explaining and giving the students the vocabulary selected from the English Speech Video. <ul style="list-style-type: none"> • Antonyms • Pronunciation • Spelling |

| |
|--|
| <ul style="list-style-type: none"> • Translation including the definition of certain words <p>✚ Explaining the grammars</p> <ul style="list-style-type: none"> • Preposition of time in, on, and at. <p>✚ Note :</p> <ul style="list-style-type: none"> • On each slide, the students will be required to write the vocabulary on their each book from the English Speech Video as the implementation of memorizing the words. • The teacher will always ask the students to listen and repeat every word in the power point. • The teacher will teach the spelling of the words on the white board • The teacher will play the video back if needed. • The teacher will always ask the students to ask questions if they have questions. |
| POST ACTIVITIES (20 Minutes) |
| <p>✚ The teacher will ask students to memorize the vocabulary together (without seeing the Power Point)</p> <p>✚ Concluding the meeting</p> <p>✚ Giving a motivation</p> <p>✚ Closing the class</p> |

- J. Backup Plans** :
- 1.) In case the video cannot be played on YouTube immediately, the teacher will play the video on laptop directly no internet needed.
- K. Assesments** : Students' test results in the post-test 1 and 2.
- L. Evaluation** : Asking the students the vocabulary that they have learn without seeing the PPT.

Banjarmasin, September 2022

Other Observer,

Teacher-Researcher,

Muhammad Asy'ari

Ihdal Bayu Pamungkas

Appendix IV: Lesson Plan Activity Check-Lists


Cycle 1


LESSON PLAN ACTIVITY CHECK-LIST "MEETING 1"

| NO | ACTIVITY | YES | NO |
|-----|--|-----|----|
| 1. | The teacher prepares the class | ✓ | |
| 2. | The teacher opens the class (Saying salam, good morning, asking the students' condition, etc) | ✓ | |
| 3. | The teacher prays (Starting the class by saying basmallah) | ✓ | |
| 4. | The teacher and students watch the speech video | ✓ | |
| 5. | The teacher explains the material <ul style="list-style-type: none"> • Synonyms ✓ • Pronunciation ✓ • Spelling ✓ • Translation including the definition of certain words ✓ • Articles an, an and the ✓ • Singular and Plural Nouns ✓ | ✓ | |
| 6. | The teacher asks the students to memorize the vocabulary together | ✓ | |
| 7. | The teacher concludes the meeting | ✓ | |
| 8. | The teacher gives a motivation | ✓ | |
| 9. | The teacher closes the class | ✓ | |
| 10. | The teacher gives opportunities to students to ask questions | ✓ | |

COMMENTS/NOTES:

Banjarmasin, 13 August 2022

Other Observer,  Muhammad Nabil El-Wafa

Teacher-Researcher,  Ihdal Bayu Pamungkas


Scanned with CamScanner


LESSON PLAN ACTIVITY CHECK-LIST "MEETING 2"

| NO | ACTIVITY | YES | NO |
|-----|--|-----|----|
| 1. | The teacher prepares the class | ✓ | |
| 2. | The teacher opens the class (Saying salam, good morning, asking the students' condition, etc) | ✓ | |
| 3. | The teacher prays (Starting the class by saying basmallah) | ✓ | |
| 4. | The teacher and students watch the speech video | ✓ | |
| 5. | The teacher explains the material <ul style="list-style-type: none"> • Antonyms ✓ • Pronunciation ✓ • Spelling ✓ • Translation including the definition of certain words ✓ • This, That, These, Those ✓ | ✓ | |
| 6. | The teacher asks the students to memorize the vocabulary together | ✓ | |
| 7. | The teacher concludes the meeting | ✓ | |
| 8. | The teacher gives a motivation | ✓ | |
| 9. | The teacher closes the class | ✓ | |
| 10. | The teacher gives opportunities to students to ask questions | ✓ | |

COMMENTS/NOTES:

Banjarmasin, 27 August 2022

Other Observer,  Muhammad Nabil El-Wafa

Teacher-Researcher,  Ihdal Bayu Pamungkas

Scanned with CamScanner


Cycle 2


LESSON PLAN ACTIVITY CHECK-LIST FOR CYCLE 2 "MEETING 1"

| NO | ACTIVITY | YES | NO |
|-----|---|-----|----|
| 1. | The teacher prepares the class | ✓ | |
| 2. | The teacher opens the class (Saying salam, good morning, asking the students' condition, etc) | ✓ | |
| 3. | The teacher prays (Starting the class by saying basmallah) | ✓ | |
| 4. | The teacher and students watch the speech video | ✓ | |
| 5. | The teacher explains the material <ul style="list-style-type: none"> • Synonyms ✓ • Pronunciation ✓ • Spelling ✓ • Translation including the definition of certain words ✓ • Preposition place in, on, under, etc. ✓ | ✓ | |
| 6. | The teacher asks the students to memorize the vocabulary together | ✓ | |
| 7. | The teacher concludes the meeting | ✓ | |
| 8. | The teacher gives a motivation | ✓ | |
| 9. | The teacher closes the class | ✓ | |
| 10. | The teacher gives opportunities to students to ask questions | ✓ | |

COMMENTS/NOTES:

Banjarmasin, 20 September 2022

Other Observer,  Muhammad Ayyari

Teacher-Researcher,  Ihdal Bayu Pamungkas


Scanned with CamScanner


LESSON PLAN ACTIVITY CHECK-LIST FOR CYCLE 2 "MEETING 2"

| NO | ACTIVITY | YES | NO |
|-----|---|-----|----|
| 1. | The teacher prepares the class | ✓ | |
| 2. | The teacher opens the class (Saying salam, good morning, asking the students' condition, etc) | ✓ | |
| 3. | The teacher prays (Starting the class by saying basmallah) | ✓ | |
| 4. | The teacher and students watch the speech video | ✓ | |
| 5. | The teacher explains the material <ul style="list-style-type: none"> • Antonyms ✓ • Pronunciation ✓ • Spelling ✓ • Translation including the definition of certain words ✓ • Preposition of time in, on, at. ✓ | ✓ | |
| 6. | The teacher asks the students to memorize the vocabulary together | ✓ | |
| 7. | The teacher concludes the meeting | ✓ | |
| 8. | The teacher gives a motivation | ✓ | |
| 9. | The teacher closes the class | ✓ | |
| 10. | The teacher gives opportunities to students to ask questions | ✓ | |

COMMENTS/NOTES:

Banjarmasin, 21 September 2022

Other Observer,  Muhammad Ayyari

Teacher-Researcher,  Ihdal Bayu Pamungkas

Scanned with CamScanner

Appendix V: PowerPoint Materials

Cycle 1: Meeting 1

LET'S ENRICH *our* VOCABULARY

Mr. Ihdal Bayu Pamungkas



MEETING 1



ENGLISH SPEECHES
WITH BIG SUBTITLES

YOUTUBE.COM/ENGLISHPEECHES
ENGLISHPEECHESCHANNEL.COM

ENGLISH SPEECH | BTS: Speak Yourself (English Subtitles)
11:58 minutes | 1 video views
English Speeches Channel

BTS
KIM NAMJUN
WITH ENGLISH SUBTITLES

SYNONYMS "PERSAMAAN KATA"

1. LEADER → CHIEF (KETUA)
2. CHILDREN → KIDS (ANAK-ANAK)
3. DECISION → CHOICE (PILIHAN)
4. HURDLE → DIFFICULTY (KESUSAHAN)
5. ACHIEVE → REACH (MERAH)

6. MISTAKES → FAULTS (KESALAHAN)
7. REMARKABLE → IMPRESSIVE (LUAR BIASA)
8. FEARS → ANXIETY (KETAKUTAN)
9. MAYBE → PERHAPS/PROBABLY (MUNGKIN)
10. BEAUTIFUL → GORGEOUS (CANTI)

SYNONYMS(Persamaan Kata)

| THE WORDS | THE SYNONYMS | THE MEANING IN INDONESIA |
|------------|------------------|--------------------------|
| Leader | Chief | Ketua |
| Children | Kids | Anak-anak |
| Decision | Choice | Keputusan |
| Hurdle | Difficulty | Kesusahan |
| Achieve | Reach | Meraih |
| Faults | Mistakes | Kesalahan |
| Remarkable | Impressive | Luar biasa |
| Fears | Anxiety | Ketakutan |
| Maybe | Perhaps/probably | Mungkin |
| Beautiful | Gorgeous | Cantik |

THE INDONESIAN MEANINGS "ARTI DALAM BAHASA INDONESIA"

- OCCASION (ACARA) (A special or formal event)
- ACTION (AKSI) (The process of doing something, especially when dealing with a problem or difficulty)
- CHILDHOOD (MASA KANAK-KANAK) (The time when someone is a child)
- DREAM (BERMIMPI/MIMPI) (Something that you want to happen very much but that is not very likely)
- ENTHUSIASM (ANTUSIAS) (A feeling of energetic interest in a particular subject or activity and an eagerness to be involved in it)

THE INDONESIAN MEANINGS "ARTI DALAM BAHASA INDONESIA"

- INVITE (MENGUNDANG) (To ask or request someone to go to an event)
- PROTECT (MELINDUNGI) (To keep someone or something safe from injury, damage, or loss)
- SAY (MENGATAKAN) (To pronounce words or sounds, to express a thought, opinion, or suggestion, or to state a fact or instruction)
- HOPE (BERHARAP) (To want something to happen or to be true, and usually have a good reason to think that it might)
- OVERCOME (MENGATASI) (To defeat or succeed in controlling or dealing with something)

| THE WORDS | THE MEANING IN INDONESIA | THE DEFINITION |
|------------|--------------------------|---|
| Occasion | Acara | A special or formal event |
| Action | Aksi | The process of doing something, especially when dealing with a problem or difficulty |
| Childhood | Masa Kanak-kanak | (The time when someone is a child) |
| Dream | Bermimpi/Mimpi | Something that you want to happen very much but that is not very likely |
| Enthusiasm | Antusias | (A feeling of energetic interest in a particular subject or activity and an eagerness to be involved in it) |
| Invite | Mengundang | (To ask or request someone to go to an event) |
| Protect | Melindungi | (To keep someone or something safe from injury, damage, or loss) |
| Say | Mengatakan | (To pronounce words or sounds, to express a thought, opinion, or assumption, or to state a fact or instruction) |
| Hope | Berharap | (To want something to happen or to be true, and usually have a good reason to think that it might) |
| Overcome | Mengatasi | (To defeat or succeed in controlling or dealing with something) |

ARTICLES (A, AN & THE)

A= Digunakan sebelum kata benda (noun) yang berbentuk **singular (tunggal)** dan biasanya diikuti dengan kata benda (noun) yang diawali huruf **konsonan**.

Contoh: I spent **A** Very happy childhood there
There is **A** Line that says

An= Digunakan sebelum kata benda (noun) yang berbentuk **singular (tunggal)** dan biasanya diikuti dengan kata benda (noun) yang diawali huruf **vokal**.

Contoh: **An** Annual flower festival
An Ordinary boy
An Intro

ARTICLES (A, AN & THE)

The= Digunakan sebelum kata benda (noun) yang sudah jelas (spesifik) dan bisa dipakai dengan kata benda yang **jumlahnya 1 maupun banyak**, dan juga bisa dipakai untuk kata benda yang **diawali huruf konsonan maupun vokal**.

Contoh: I used to look up at **The** Night skies, **The** Stars.

SINGULAR AND PLURAL NOUNS

Singular= Benda yang jumlahnya hanya satu
Tunggal NOUN saja

Plural= Benda yang jumlahnya lebih dari satu
Jamak NOUN + S/ES

Tidak ada **s/es** diakhir huruf
Dog, book, box, apple, train, etc.

ada **s/es** diakhir huruf
Dogs, books, boxes, apples, trains, etc.

Kata dengan akhiran **s, x, z, sh,** dan **ch** ditambah dengan **-es**.
Contohnya: Ray = rays, Boy = boys
Bus = buses
Box = boxes
Lunch = lunches
Wish = wishes

Kata dengan akhiran **y**, tetapi sebelumnya **vokal**, ditambah dengan **-s**.
Contohnya: Penny = pennies
Puppy = puppies

LET'S MEMORIZE THE WORDS THAT WE HAVE LEARNT



Thank You!

© Instagram, Facebook, Twitter, YouTube

CREDITS: Diverse Presentations and more words from Diverse content, on Pinterest from Pinterest.com and Pinterest.com

Meeting 2



ANTONYMS "PERLAWANAN KATA"

| | |
|--|---|
| 1. SMALL (KECIL) ↓ BIG (BESAR) | 2. HOPELESS (TANPA HARAPAN) ↓ HOPEFUL (PENUH HARAPAN) |
| 3. LUCKY (BERUNTUNG) ↓ UNLUCKY (TIDAK BERUNTUNG) | 4. WISE (BIJAKSANA) ↓ UNWISE (TIDAK BIJAKSANA) |
| 5. YOUNG (MUDA) ↓ OLD (TUA) | |

ANTONYMS "PERLAWANAN KATA"

| | |
|---|--|
| 6. BEST (TERBAIK) ↓ WORST (TERBURUK) | 7. BEAUTIFUL (CANTIK) ↓ UGLY (JELEK) |
| 8. HAPPY (SENANG) ↓ SAD (SEDIH) | 9. ORDINARY (BIASA) ↓ EXTRAORDINARY (LUAR BIASA) |
| 10. HARDSHIP (KESUSAHAN) ↓ EASE (KEMUDAHAN) | |

ANTONYMS (Perlakuan Kata)

| THE WORDS | THE ANTONYMS | THE MEANING IN INDONESIA |
|-----------|---------------|-------------------------------|
| Small | Big | Kecil = besar |
| Hopeless | Hopeful | Tanpa harapan = penuh harapan |
| Lucky | Unfortunate | Beruntung = tidak beruntung |
| Wise | Unwise | Bijaksana = tidak bijaksana |
| Young | Old | Muda = tua |
| Best | Worst | Terbaik = terburuk |
| Beautiful | Ugly | Cantik = jelek |
| Happy | Sad | Senang = sedih |
| Ordinary | Extraordinary | Biasa = luar biasa |
| Hardship | Ease | Kesusahan = kemudahan |

THE INDONESIAN MEANINGS

"ARTI DALAM BAHASA INDONESIA"

- HAVE (MEMPUNYA/MEMILIKI) (To own)
- HELP (MEMBANTU) (To make it possible or easier for someone to do something)
- HEAR (MENDENGAR) (To receive or become conscious of a sound using your ears)
- LISTEN (MENDENGARKAN) (To give attention to someone or something in order to hear him, her, or it)
- REMIND (MENGINGATKAN) (To make someone think of something they have forgotten or might have forgotten)

THE INDONESIAN MEANINGS

"ARTI DALAM BAHASA INDONESIA"

- FIND (MENEMUKAN) (To discover where to get or how to achieve something)
- SPEAK (BERBICARA) (To say words, to use the voice, or to have a conversation with someone)
- CALL OUT (MEMANGGIL) (To say something in a loud voice)
- ASK (BERTANYA/MEMINTA) (To put a question to someone, or to request an answer from someone)
- URGE (MENDORONG/ MEMINTA DENGAN DESAKAN) (To strongly advise or try to persuade someone to do a particular thing)

| THE WORDS | THE MEANING | THE DEFINITION |
|-----------|----------------------------------|---|
| Have | Mempunyai/Memiliki | To Own |
| Help | Membantu | To make it <u>possible</u> or <u>easier</u> for someone to do something |
| Hear | Mendengar | To <u>receive</u> or <u>become conscious of</u> a <u>sound</u> using your ears |
| Listen | Mendengarkan | To give <u>attention</u> to someone or something in order to <u>hear</u> him, her, or it |
| Remind | Mengingatkan | To make someone think of something they have <u>forgot</u> or might have <u>forgot</u> |
| Find | Menemukan | To <u>discover</u> where to get or how to <u>achieve</u> something |
| Speak | Berbicara | To say words, to use the <u>voice</u> , or to have a <u>conversation</u> with someone |
| Call out | Memanggil | To say something in a <u>loud voice</u> |
| Ask | Bertanya/Meminta | To <u>put a question</u> to someone, or to <u>request an answer</u> from someone |
| Urge | Mendorong/Meminta dengan desakan | To <u>strongly advise</u> or <u>try to persuade</u> someone to do a <u>particular thing</u> |

THIS, THAT, THESE, THOSE

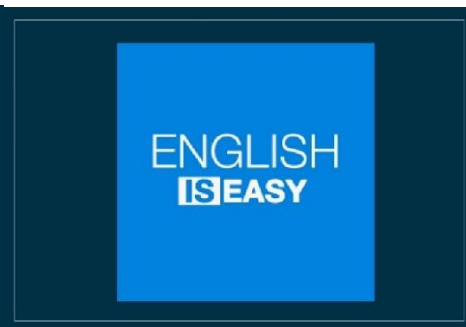
This (Ini) + Singular Noun
For Example: This fault is mine

That (Itu) + Singular Noun
For Example: That fault is mine

These (Ini) + Plural Noun
For Example: These faults are mine

Those (Itu) + Plural Noun
For Example: Those faults are mine

LET'S MEMORIZE THE WORDS THAT WE HAVE LEARNT



Thank You!

CREDITS: Cover Photo: almasaraigh, made with Slidesgo.com, English Speeches Channel, and English Speeches Channel

Cycle 2: Meeting 1

LET'S ENRICH OUR VOCABULARY

Mr. Ihdal Boyu Pamungkas – Mr. Nabiel El-Wafa

ENGLISH SPEECHES WITH BIG SUBTITLES

YOUTUBE.COM/ENGLISHSPEECHES ENGLISHSPEECHESCHANNEL.COM

LEONARDO DICAPRIO WITH BIG SUBTITLES

ENGLISH SPEECH | LEONARDO DICAPRIO: Climate Change (English Subtitles)

Learn English with Leonardo DiCaprio, UN Messenger of Peace with a special focus on climate change, at the opening of the...
 Our videos are available with features: please turn up from the bottom. Load the video.

| SYNONYMS "PERSAMAAN KATA" | | | SYNONYMS "PERSAMAAN KATA" | | |
|---------------------------|---|-----------------|---------------------------|---------------|--|
| GOOD | → | GREAT/EXCELLENT | → | BAGUS | |
| BUY | → | PURCHASE | → | MEMBELI | |
| TASK | → | ASSIGNMENT | → | TUGAS | |
| REAL | → | ACTUAL | → | NYATA | |
| PROBLEM | → | TROUBLE | → | MASALAH | |
| WORLD | → | UNIVERSE/EARTH | → | DUNIA | |
| POLICY | → | RULE | → | ATURAN | |
| ENERGY | → | POWER | → | ENERGI/TENAGA | |
| BUT | → | HOWEVER | → | TETAPI | |
| STREET | → | ROAD | → | JALAN | |

| NO | THE WORDS | THE SYNONYMS | THE INDONESIAN MEANING |
|-----|-----------|-----------------|------------------------|
| 1. | GOOD | GREAT/EXCELLENT | BAGUS |
| 2. | BUY | PURCHASE | MEMBELI |
| 3. | TASK | ASSIGNMENT | TUGAS |
| 4. | REAL | FACTUAL | NYATA |
| 5. | PROBLEM | TROUBLE | MASALAH |
| 6. | WORLD | UNIVERSE/EARTH | DUNIA |
| 7. | POLICY | RULES | ATURAN |
| 8. | ENERGY | POWER | ENERGI/TENAGA |
| 9. | BUT | HOWEVER | TETAPI |
| 10. | STREET | ROAD | JALAN |

THE INDONESIAN MEANINGS

ARTI DALAM BAHASA INDONESIA

STAND (BERDIRI) To be in a vertical state, especially (of a person or animal) by making the legs straight.

WANT TO (MAU/INGIN) To wish for a particular thing or plan of action. "Want" is not used in polite requests.

PLAY (BERMAIN) When you play, especially as a child, you spend time doing an enjoyable and/or entertaining activity.

PRETEND (BERPURA-PURA) To behave as if something is true when you know that it is not, especially in order to deceive people or as a game.

KNOW (TAHU/MENGETAHUI) To have information in your mind.

THE INDONESIAN MEANINGS

ARTI DALAM BAHASA INDONESIA

NOW (SEKARANG) At this present time, not in the past or future.

SEE (MELIHAT) To be conscious of what is around you by using your eyes.

GOVERNMENT (PEMERINTAH) The group of people who officially control a country.

CHANGE (MENGANTI) To exchange one thing or another thing, especially of a similar type.

DISASTER (BENCANA) (An event that results in) great harm, damage, or death, or serious difficulty.

| NO | THE WORDS | THE MEANING | THE DEFINITION |
|-----|-------------|------------------|--|
| 1. | STAND | BERDIRI | TO BE IN A VERTICAL STATE OR TO PUT INTO A VERTICAL STATE, ESPECIALLY (OF A PERSON OR ANIMAL) BY MAKING THE LEGS STRAIGHT. |
| 2. | WANT TO | MAU/MENGINGINKAN | TO WISH FOR A PARTICULAR THING OR PLAN OF ACTION. "WANT" IS NOT USED IN POLITE REQUESTS. |
| 3. | PLAY | BERMAIN | WHEN YOU PLAY, ESPECIALLY AS A CHILD, YOU SPEND TIME DOING AN ENJOYABLE AND/OR ENTERTAINING ACTIVITY. |
| 4. | PRETEND | BERPURA-PURA | TO BEHAVE AS IF SOMETHING IS TRUE WHEN YOU KNOW THAT IT IS NOT, ESPECIALLY IN ORDER TO DECEIVE PEOPLE OR AS A GAME. |
| 5. | KNOW | TAHU/MENGETAHUI | TO HAVE INFORMATION IN YOUR MIND. |
| 6. | NOW | SEKARANG | AT THE PRESENT TIME, NOT IN THE PAST OR FUTURE. |
| 7. | SEE | MELIHAT | TO BE CONSCIOUS OF WHAT IS AROUND YOU BY USING YOUR EYES. |
| 8. | GOVERNMENTS | PEMERINTAH | THE GROUP OF PEOPLE WHO OFFICIALLY CONTROL A COUNTRY. |
| 9. | CHANGE | MENGANTI | TO EXCHANGE ONE THING FOR ANOTHER THING, ESPECIALLY OF A SIMILAR TYPE. |
| 10. | DISASTER | BENCANA | (AN EVENT THAT RESULTS IN) GREAT HARM, DAMAGE, OR DEATH, OR SERIOUS DIFFICULTY. |





Meeting 2



| NO | THE WORDS | THE ANTONYMS | THE INDOONESIAN MEANING |
|-----|-----------|---------------|---------------------------|
| 1. | COURAGE | FEAR | KEBERANIAN->KETAKUTAN |
| 2. | HONESTY | DISHONESTY | KEJUJURAN->KETIDAKJUJURAN |
| 3. | CLEAN | DIRTY | BERSIH->KOTOR |
| 4. | EXPERT | INEPERT | AHLI->TIDAK AHLI/CAKAP |
| 5. | QUESTION | ANSWER | PERTANYAAN->JAWABAN |
| 6. | GIVE | TAKE | MEMBERIKAN->MEMBERI |
| 7. | MAKE | BREAK/DESTROY | MEMBUAT->MENGHANCURKAN |
| 8. | GOOD | BAD | BAGUS->JELEK |
| 9. | TELL | ASK | MEMBERITAHU->BERTANYA |
| 10. | BELIEVE | DISBELIEVE | PERCAYA->TIDAK PERCAYA |

THE INDOONESIAN MEANINGS
ARTI DALAM BAHASA INDONESIA

NEED (PERLU/ MEMBUTUHKAN) To have to have something, or to want something very much

PUT (MENARUH) To move something or someone into the stated place, position, or direction

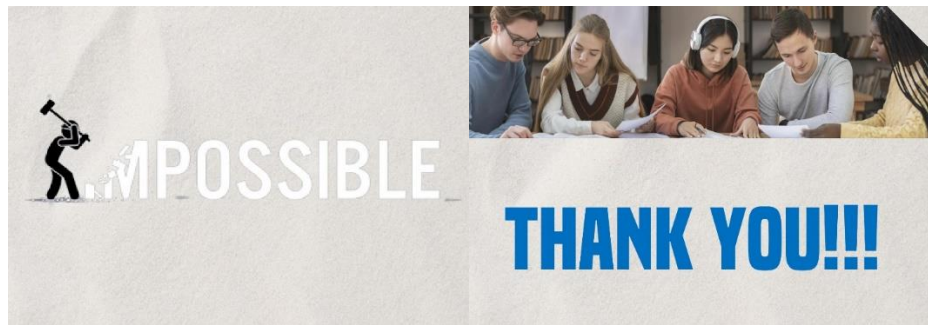
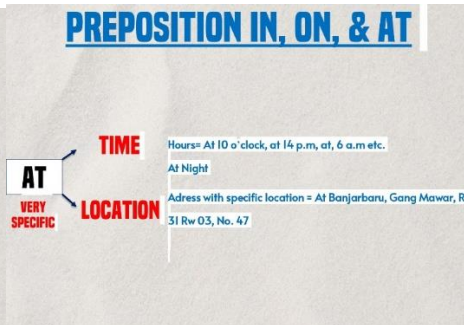
AIR (UDARA) The mixture of gases that surrounds the earth and that we breathe

WATER (AIR) A clear liquid, without colour or taste, that falls from the sky as rain and is necessary for animal and plant life

BEG (MEMINTA) To make a very strong and urgent request

| THE INDONESIAN MEANINGS | | | |
|---------------------------------------|--|--|--|
| ARTI DALAM BAHASA INDONESIA | | | |
| CITIZEN (WARGA NEGARA) | A person who is a member of a particular country and who has rights because of being born there | | |
| HUMAN (MANUSIA) | Being, relating to, or belonging to a person or to people as opposed to animals | | |
| WEATHER (CUACA) | The conditions in the air above the earth such as wind, rain, or temperature, especially at a particular time over a particular area | | |
| STOP (BERHENTI/MEMBERHENTIKAN) | To finish doing something that you were doing | | |
| COMPANY (PERUSAHAAN) | An organization that sells goods or services in order to make money | | |

| NO | THE WORDS | THE MEANING | THE DEFINITION |
|-----|-----------|-------------------------|--|
| 1. | NEED | MEMERUHKAN | TO HAVE TO HAVE SOMETHING, OR TO WANT SOMETHING VERY MUCH |
| 2. | PUT | MEMBUAH | TO MOVE SOMETHING OR SOMEONE INTO THE STATED PLACE, POSITION, OR DIRECTION |
| 3. | AIR | UDARA | THE MIXTURE OF GASES THAT SURROUNDS THE EARTH AND THAT WE BREATHE |
| 4. | WATER | AIR | A CLEAR LIQUID, WITHOUT COLOUR OR TASTE, THAT FALLS FROM THE SKY AS RAIN AND IS NECESSARY FOR ANIMAL AND PLANT LIFE |
| 5. | BEG | MEMINTA | TO MAKE A VERY STRONG AND URGENT REQUEST |
| 6. | CITIZEN | WARGA NEGARA | A PERSON WHO IS A MEMBER OF A PARTICULAR COUNTRY AND WHO HAS RIGHTS BECAUSE OF BEING BORN THERE OR BECAUSE OF BEING GIVEN RIGHTS, OR A PERSON WHO LIVES IN A PARTICULAR TOWN OR CITY |
| 7. | HUMAN | MANUSIA | BEING, RELATING TO, OR BELONGING TO A PERSON OR TO PEOPLE AS OPPOSED TO ANIMALS |
| 8. | WEATHER | CUACA | THE CONDITIONS IN THE AIR ABOVE THE EARTH SUCH AS WIND, RAIN, OR TEMPERATURE, ESPECIALLY AT A PARTICULAR TIME OVER A PARTICULAR AREA |
| 9. | STOP | BERHENTI/MEMBERHENTIKAN | TO FINISH DOING SOMETHING THAT YOU WERE DOING |
| 10. | COMPANY | PERUSAHAAN | AN ORGANIZATION THAT SELLS GOODS OR SERVICES IN ORDER TO MAKE MONEY |



Appendix VI: Test Questions

Pre-Test

VOCABULARY TEST (PRE-TEST) - 40 QUESTIONS - 40 MINUTES

Name: _____ Date: _____ Class: _____

ANSWER THE FOLLOWING QUESTIONS CORRECTLY

PART I: GUESS THE MEANING

Directions: Guess the meaning of the English definition correctly

- A person who leads a class is a.....?
 - A. Leader
 - B. Interviewer
 - C. Staff
 - D. Teacher
- A structure or thing with walls and roofs, such as: house, hospital, factory is a.....?
 - A. Garden
 - B. Building
 - C. Church
 - D. Map
- Performance for first activity is called as.....?
 - A. Visit
 - B. Value
 - C. Sign
 - D. Debit
- The process of hurting someone else's body or something is called as.....?
 - A. Politeness
 - B. Love
 - C. Violence
 - D. Delicacy
- Thinking about something ideas, concepts is called as.....?
 - A. Imagine
 - B. Care
 - C. Case
 - D. Study
- Something very big is called as.....?
 - A. Trip
 - B. Long
 - C. Huge
 - D. Far away
- The change of the temperature of the weather is.....?
 - A. Weather forecast
 - B. Climate change
 - C. Climate action
 - D. Climate
- A sign which shows that something is true or real is.....?
 - A. Warning
 - B. Evidence
 - C. Evidence
 - D. Action
- Something that has a very bad effect is called as a.....?
 - A. Disaster
 - B. Showing star
 - C. Hardship
 - D. Normal hobby
- Something that makes suffer is called as.....?
 - A. Epidemic
 - B. Hardship
 - C. Hardship
 - D. Glory

PART II: MATCHING THE WORDS - SYNONYM

Directions: Match the following words with the correct pairs

- | | |
|------------|----------------|
| 1. Tiny | 4. Attract |
| 2. Huge | 5. Quick |
| 3. Noisy | 6. Bright |
| 4. Fast | 7. Loud |
| 5. Sleepy | 8. Mild |
| 6. Clean | 9. Respect |
| 7. To | 10. Very small |
| 8. Sweet | 11. Wash |
| 9. Cause | 12. Very big |
| 10. Answer | |

- | | | |
|------|------|-------|
| 1. H | 5. C | 9. G |
| 2. J | 6. I | 10. I |
| 3. D | 7. A | |
| 4. B | 8. F | |

PART III: ANTONYM

Directions: Choose the correct antonyms for the following words with underline below

- What is the antonym of fast?
 - 1. D
 - 2. E
- What is the antonym of easy?
 - 3. A
 - 4. G
 - 5. B
 - 6. F
- What is the antonym of short?
 - 7. A
 - 8. G
 - 9. B
 - 10. H
- What is the antonym of fast?
 - 11. D
 - 12. E
- What is the antonym of easy?
 - 13. A
 - 14. G
 - 15. B
 - 16. F
- What is the antonym of short?
 - 17. A
 - 18. G
 - 19. B
 - 20. H

- | | | | |
|----------|-------------|---------|--------------|
| a. Short | b. Easy | c. Easy | d. Cold |
| e. Long | f. Tolerant | g. Easy | h. Happiness |
| i. Sell | j. Full | | |

- ANSWER KEY:
- | | | |
|------|------|-------|
| 1. D | 3. A | 7. C |
| 2. E | 4. G | 8. J |
| | 5. B | 9. I |
| | 6. F | 10. H |

PART IV: SPELLING

Directions: Choose the correct spelling

- Choose the correct spelling
 - A. Remarkable
 - B. Remarkable
 - C. Remarkable
 - D. Remarkable
- Choose the correct spelling
 - A. Mislike
 - B. Mislike
 - C. Mislike
 - D. Mislike
- Choose the correct spelling
 - A. Governemnts
 - B. Governemnts
 - C. Governemnts
 - D. Governemnts
- Choose the correct spelling
 - A. Jancey
 - B. Jancey
 - C. Jancey
 - D. Jancey
- Choose the correct spelling
 - A. World
 - B. World
 - C. World
 - D. World
- Choose the correct spelling
 - A. Eledmancy
 - B. Headkinds
 - C. Hygiene
 - D. Language
- Choose the correct spelling
 - A. Jancey
 - B. Jancey
 - C. Jancey
 - D. Jancey
- Choose the correct spelling
 - A. America
 - B. America
 - C. America
 - D. America
- Choose the correct spelling
 - A. Jancey
 - B. Jancey
 - C. Jancey
 - D. Jancey

VOCABULARY TEST (PRE-TEST) - 40 QUESTIONS - 40 MINUTES
 Name: Arif Rahman Lano Day/Date: 10/05/2020 Class: VII (B)
 ANSWER THE FOLLOWING QUESTIONS CORRECTLY

PART I: GUESS THE MEANING
 Directions: Guess the meaning of the English definition correctly

1. A person who leads a class is a...?
 A. Leader
 B. Customer
 C. Garder
 D. Building

2. A museum or thing with walls and roofs, such as houses, hospitals, factory is a...?
 A. Garden
 B. Building
 C. Church
 D. Maps

3. Performing the first activity is called as...?
 A. Deal
 B. Value
 C. Start
 D. Map

4. The process of having someone else's body or something is called as...?
 A. Politeness
 B. Love
 C. Affection
 D. Violence

5. Thinking about something (ideas, concepts) is called as...?
 A. Try
 B. Long
 C. Care
 D. Study

6. Something very big is called as...?
 A. Try
 B. Long
 C. Huge
 D. Far away

7. The change of the temperature of the weather is a...?
 A. Weather forecast
 B. Climate change
 C. Climate action
 D. Climate

8. A sign which shows that something is true or real is...?
 A. Warning
 B. Suspicion
 C. Evidence
 D. Action

9. Something that has a very bad effect is called as...?
 A. Disaster
 B. Natural wonder
 C. Shouting out
 D. Natural beauty

10. Something that makes suffer is called as...?
 A. Business
 B. Lack
 C. Hardship
 D. Glory

Total = 11 (11x10) = 27.5

PART II: MATCHING THE WORDS - SYNONYM
 Directions: Match the following words with the correct synonyms

1. Try → Attempt
 2. Huge → Quick
 3. Map → Bright
 4. Start → Lead
 5. Value → Make
 6. Affection → Respect
 7. Care → Better
 8. Huge → Very small
 9. Far away → Wash
 10. Climate → Very big

4 correct answers

PART III: ANTONYM
 Directions: Choose the correct antonyms for the following words with underline below

1. What is the antonym of short?
 A. Short
 B. Many
 C. Bad
 D. Cold

2. What is the antonym of laugh?
 A. Laugh
 B. Whisper
 C. Early
 D. Happiness

3. What is the antonym of long?
 A. Long
 B. Pull
 C. Full
 D. Sad

4. What is the antonym of happy?
 A. Happy
 B. Sad
 C. Full
 D. Cold

5. What is the antonym of early?
 A. Early
 B. Late
 C. Full
 D. Cold

6. What is the antonym of happiness?
 A. Happiness
 B. Sad
 C. Full
 D. Cold

5 correct answers

PART IV: SPELLING
 Directions: Choose the correct spelling

1. Choose the correct spelling
 A. Kennedy
 B. Comedy
 C. Comedy
 D. World

2. Choose the correct spelling
 A. Handsome
 B. Handosome
 C. Hygiene
 D. World

3. Choose the correct spelling
 A. Remarkable
 B. Remarkable
 C. Ancestor
 D. Ancestor

4. Choose the correct spelling
 A. Mistake
 B. Mistake
 C. Mistake
 D. Mistake

5. Choose the correct spelling
 A. Government
 B. Government
 C. Government
 D. Government

6. Choose the correct spelling
 A. World
 B. World
 C. World
 D. World

7. Choose the correct spelling
 A. Electricity
 B. Handmade
 C. Hygiene
 D. Language

8. Choose the correct spelling
 A. Ancestor
 B. Ancestor
 C. Ancestor
 D. Ancestor

9. Choose the correct spelling
 A. America
 B. America
 C. America
 D. America

10. Choose the correct spelling
 A. Journey
 B. Journey
 C. Journey
 D. Journey

3 correct answers

VOCABULARY TEST (PRE-TEST) - 40 QUESTIONS - 40 MINUTES
 Name: Arif Rahman Lano Day/Date: 10/05/2020 Class: VII (B)
 ANSWER THE FOLLOWING QUESTIONS CORRECTLY

PART I: GUESS THE MEANING
 Directions: Guess the meaning of the English definition correctly

1. A person who leads a class is a...?
 A. Leader
 B. Customer
 C. Garder
 D. Building

2. A museum or thing with walls and roofs, such as houses, hospitals, factory is a...?
 A. Garden
 B. Building
 C. Church
 D. Maps

3. Performing the first activity is called as...?
 A. Deal
 B. Value
 C. Start
 D. Map

4. The process of having someone else's body or something is called as...?
 A. Politeness
 B. Love
 C. Affection
 D. Violence

5. Thinking about something (ideas, concepts) is called as...?
 A. Try
 B. Long
 C. Care
 D. Study

6. Something very big is called as...?
 A. Try
 B. Long
 C. Huge
 D. Far away

7. The change of the temperature of the weather is a...?
 A. Weather forecast
 B. Climate change
 C. Climate action
 D. Climate

8. A sign which shows that something is true or real is...?
 A. Warning
 B. Suspicion
 C. Evidence
 D. Action

9. Something that has a very bad effect is called as...?
 A. Disaster
 B. Natural wonder
 C. Shouting out
 D. Natural beauty

10. Something that makes suffer is called as...?
 A. Business
 B. Lack
 C. Hardship
 D. Glory

Total = 23 (23x10) = 57.5

PART II: MATCHING THE WORDS - SYNONYM
 Directions: Match the following words with the correct synonyms

1. Try → Attempt
 2. Huge → Quick
 3. Map → Bright
 4. Start → Lead
 5. Value → Make
 6. Affection → Respect
 7. Care → Better
 8. Huge → Very small
 9. Far away → Wash
 10. Climate → Very big

5 correct answers

PART III: ANTONYM
 Directions: Choose the correct antonyms for the following words with underline below

1. What is the antonym of short?
 A. Short
 B. Many
 C. Bad
 D. Cold

2. What is the antonym of laugh?
 A. Laugh
 B. Whisper
 C. Early
 D. Happiness

3. What is the antonym of long?
 A. Long
 B. Pull
 C. Full
 D. Sad

4. What is the antonym of happy?
 A. Happy
 B. Sad
 C. Full
 D. Cold

5. What is the antonym of early?
 A. Early
 B. Late
 C. Full
 D. Cold

6. What is the antonym of happiness?
 A. Happiness
 B. Sad
 C. Full
 D. Cold

5 correct answers

PART IV: SPELLING
 Directions: Choose the correct spelling

1. Choose the correct spelling
 A. Kennedy
 B. Comedy
 C. Comedy
 D. World

2. Choose the correct spelling
 A. Handsome
 B. Handosome
 C. Hygiene
 D. World

3. Choose the correct spelling
 A. Remarkable
 B. Remarkable
 C. Ancestor
 D. Ancestor

4. Choose the correct spelling
 A. Mistake
 B. Mistake
 C. Mistake
 D. Mistake

5. Choose the correct spelling
 A. Government
 B. Government
 C. Government
 D. Government

6. Choose the correct spelling
 A. World
 B. World
 C. World
 D. World

7. Choose the correct spelling
 A. Electricity
 B. Handmade
 C. Hygiene
 D. Language

8. Choose the correct spelling
 A. Ancestor
 B. Ancestor
 C. Ancestor
 D. Ancestor

9. Choose the correct spelling
 A. America
 B. America
 C. America
 D. America

10. Choose the correct spelling
 A. Journey
 B. Journey
 C. Journey
 D. Journey

10 correct answers

Post-Test 1

VOCABULARY TEST (POST-TEST 1) - 40 QUESTIONS - 40 MINUTES
 Name: _____ Day/Date: _____ Class: _____
 ANSWER THE FOLLOWING QUESTIONS CORRECTLY

PART I: GUESS THE MEANING
 Directions: Guess the best answer for the following English definition

1. A special or formal event is
 A. Occasion
 B. Permission
 C. Imagination
 D. Protection

2. The time when someone is a child is
 A. Leader
 B. Fruits
 C. Childhood
 D. Fears

3. To ask or request someone to go to an event is
 A. Say
 B. Invite
 C. Hope
 D. Handle

4. To defeat or succeed in controlling or dealing with something is
 A. Frach
 B. Achieve
 C. Dream
 D. Overcome

5. To keep someone or something safe from injury, damage, or loss is
 A. Protect
 B. Say
 C. Decision
 D. Mistake

PART II: WRITE THE INDONESIAN MEANING OF THE FOLLOWING WORDS
 Directions: Write the correct Indonesian meaning of the English Words below

1. Help : _____
 2. Listen : _____
 3. Speak : _____
 4. Find : _____
 5. Friend : _____

PART III: WRITE THE ENGLISH MEANING OF THE FOLLOWING WORDS
 Directions: Write the correct English meaning of the Indonesian Words below

1. Bertampan : _____
 2. Menanggapi : _____
 3. Tanpa Harapan : _____
 4. Bertanya Menanya : _____
 5. Berharap : _____

PART IV: MATCHING THE WORDS - SYNONYM (PERSAMAAN KATA)
 Directions: Match the following words with the correct synonyms

1. Leader
 2. Children
 3. Mistakes
 4. Fears
 5. Remarkable
 6. Maybe
 7. Beneficial
 8. Decisions
 9. Inherble
 10. Achieve

a. Ancestry
 b. Goggles
 c. Chief
 d. Kids
 e. Difficulty
 f. Faults
 g. Perhaps
 h. Reach
 i. Impressive
 j. Choice

PART V: MATCHING THE WORDS - ANTONYM (PERLAWANAN KATA)
 Directions: Choose the correct antonyms for the following underlined words

| | | | |
|------------------|----------------|-------------|----------|
| a. Extraordinary | b. Unfortunate | c. Sad | d. Worst |
| e. Old | f. Big | g. Helpless | h. Ugly |
| i. Unwise | j. Easy | | |

1. What is the antonym of small?
 A. Small
 B. Many
 C. Bad
 D. Cold

2. What is the antonym of happily?
 A. Happy
 B. Sad
 C. Full
 D. Cold

3. What is the antonym of happy?
 A. Happy
 B. Sad
 C. Full
 D. Cold

4. What is the antonym of late?
 A. Early
 B. Late
 C. Full
 D. Cold

5. What is the antonym of easy?
 A. Easy
 B. Late
 C. Full
 D. Cold

6. What is the antonym of best?
 A. Best
 B. Many
 C. Bad
 D. Cold

7. What is the antonym of beautiful?
 A. Beautiful
 B. Sad
 C. Full
 D. Cold

8. What is the antonym of hardly?
 A. Hardly
 B. Sad
 C. Full
 D. Cold

9. What is the antonym of achieve?
 A. Achieve
 B. Sad
 C. Full
 D. Cold

10. What is the antonym of hardly?
 A. Hardly
 B. Sad
 C. Full
 D. Cold

PART VI: SPELLING
 Directions: Write the correct spelling of the following random words.

1. A - T - I - C - O - N
 2. H - E - R - A
 3. U - G - R - E
 4. P - R - O - V - E - R - L - A - B
 5. H - E - Y - A

VOCABULARY TEST (POST-TEST 1) - 40 QUESTIONS - 60 MINUTES
 Name: Angg Rafiqon Nurqori Day/Date: Tuesday 30-8-2022 Class: VII Language

ANSWER THE FOLLOWING QUESTIONS CORRECTLY

PART I : GUESS THE MEANING
 Directions : Guess the best answer for the following English definition

1. A special or formal event is
 A. Occasion
 B. Permission
 C. Imagination
 D. Protection

2. The time when someone is a child is
 A. Leader
 B. Faults
 C. Childhood
 D. Fears

3. To ask or request someone to go to an event is
 A. Say
 B. Invite
 C. Hope
 D. Hurdle

4. To defeat or succeed in controlling or dealing with something is
 A. Reach
 B. Achieve
 C. Dream
 D. Overcome

5. To keep someone or something safe from injury, damage, or loss is
 A. Protect
 B. Say
 C. Decision
 D. Mistake

PART II : WRITE THE INDONESIAN MEANING OF THE FOLLOWING WORDS
 Directions : Write the correct Indonesian meaning of the English Words below

1. Help : Tolong
 2. Listen : Mendengarkan
 3. Speak : Berbicara
 4. Find : Mencari/Meminta
 5. Remind : Mengingat

PART III : WRITE THE ENGLISH MEANING OF THE FOLLOWING WORDS
 Directions : Write the correct English meaning of the Indonesian Words below

1. Bermimpi : Dream
 2. Menanggil : Call
 3. Tanpa Harapan : Hopeless
 4. Bertanya/Meminta : Ask
 5. Berharap : Hope

Total = 27
 67,5

PART IV : MATCHING THE WORDS - SYNONYM (PERSAMAAN KATA)
 Directions : Match the following words with the correct synonyms

1. Leader → d. Kids
 2. Children → b. Gorgeous
 3. Mistakes → e. Chief
 4. Fears → c. Difficulty
 5. Remarkable → f. Faults
 6. Maybe → g. Perhaps
 7. Beautiful → h. Reach
 8. Decision → i. Impressive
 9. Hurdle → j. Choice
 10. Achieve → a. Anxiety

PART V : MATCHING THE WORDS - ANTONYM (PERLAWANAN KATA)
 Directions : Choose the correct antonym for the following underlined words

| | | | |
|------------------|----------------|-------------|----------|
| a. Extraordinary | b. Unfortunate | c. Sad | d. Worst |
| e. Old | f. Big | g. Hopeless | h. Ugly |
| i. Unwise | j. Ease | | |

1. What is the antonym of small? → f. Big
 2. What is the antonym of hopeless? → g. Hopeless
 3. What is the antonym of lucky? → b. Unfortunate
 4. What is the antonym of wise? → i. Unwise
 5. What is the antonym of young? → e. Old
 6. What is the antonym of best? → d. Worst
 7. What is the antonym of beautiful? → h. Ugly
 8. What is the antonym of happy? → c. Sad
 9. What is the antonym of ordinary? → a. Extraordinary
 10. What is the antonym of hardship? → j. Ease

PART VI : SPELLING
 Directions : Write the correct spelling of the following random words

1. A-T-I-C-O-N : Antic
 2. H-E-R-A : Here
 3. U-G-R-E : Ugr
 4. P-R-O-Y-B-L-A-B : Probable
 5. H-E-V-A : Heva

VOCABULARY TEST (POST-TEST 1) - 40 QUESTIONS - 60 MINUTES
 Name: Aurean Laras Darnel Day/Date: Agustus 30-8-22 Class: 7 (Bahasa)

ANSWER THE FOLLOWING QUESTIONS CORRECTLY

PART I : GUESS THE MEANING
 Directions : Guess the best answer for the following English definition

1. A special or formal event is
 A. Occasion
 B. Permission
 C. Imagination
 D. Protection

2. The time when someone is a child is
 A. Leader
 B. Faults
 C. Childhood
 D. Fears

3. To ask or request someone to go to an event is
 A. Say
 B. Invite
 C. Hope
 D. Hurdle

4. To defeat or succeed in controlling or dealing with something is
 A. Reach
 B. Achieve
 C. Dream
 D. Overcome

5. To keep someone or something safe from injury, damage, or loss is
 A. Protect
 B. Say
 C. Decision
 D. Mistake

PART II : WRITE THE INDONESIAN MEANING OF THE FOLLOWING WORDS
 Directions : Write the correct Indonesian meaning of the English Words below

1. Help : Tolong
 2. Listen : Mendengarkan
 3. Speak : Berbicara
 4. Find : Mencari
 5. Remind : Mengingat

PART III : WRITE THE ENGLISH MEANING OF THE FOLLOWING WORDS
 Directions : Write the correct English meaning of the Indonesian Words below

1. Bermimpi : Dreaming
 2. Menanggil : Call
 3. Tanpa Harapan : Hopeless
 4. Bertanya/Meminta : Ask
 5. Berharap : Wise

Total = 39
 85

PART IV : MATCHING THE WORDS - SYNONYM (PERSAMAAN KATA)
 Directions : Match the following words with the correct synonyms

1. Leader → d. Kids
 2. Children → b. Gorgeous
 3. Mistakes → e. Chief
 4. Fears → c. Difficulty
 5. Remarkable → f. Faults
 6. Maybe → g. Perhaps
 7. Beautiful → h. Reach
 8. Decision → i. Impressive
 9. Hurdle → j. Choice
 10. Achieve → a. Anxiety

PART V : MATCHING THE WORDS - ANTONYM (PERLAWANAN KATA)
 Directions : Choose the correct antonym for the following underlined words

| | | | |
|------------------|----------------|-------------|----------|
| a. Extraordinary | b. Unfortunate | c. Sad | d. Worst |
| e. Old | f. Big | g. Hopeless | h. Ugly |
| i. Unwise | j. Ease | | |

1. What is the antonym of small? → f. Big
 2. What is the antonym of hopeless? → g. Hopeless
 3. What is the antonym of lucky? → b. Unfortunate
 4. What is the antonym of wise? → i. Unwise
 5. What is the antonym of young? → e. Old
 6. What is the antonym of best? → d. Worst
 7. What is the antonym of beautiful? → h. Ugly
 8. What is the antonym of happy? → c. Sad
 9. What is the antonym of ordinary? → a. Extraordinary
 10. What is the antonym of hardship? → j. Ease

PART VI : SPELLING
 Directions : Write the correct spelling of the following random words

1. A-T-I-C-O-N : A-T-I-O-N
 2. H-E-R-A : H-E-A-R
 3. U-G-R-E : U-R-G-E
 4. P-R-O-Y-B-L-A-B : P-R-O-B-A-B-L-Y
 5. H-E-V-A : H-A-V-E

Post-Test 2

VOCABULARY TEST (POST-TEST 2) - 40 QUESTIONS - 60 MINUTES

Name : Day/Date : Class :

ANSWER THE FOLLOWING QUESTIONS CORRECTLY

PART I : GUESS THE MEANING

Directions : Guess the best answer for the following English definition

- The group of people who officially control a country is
 - A. Government
 - B. Company
 - C. Stop
 - D. Disaster
- To have information in your mind is
 - A. Die
 - B. Play
 - C. Change
 - D. Know
- An event that results in great harm, damage, or death, or serious difficulty is
 - A. Pretend
 - B. Disaster
 - C. Stop
 - D. Company
- When you play, especially as a child, you spend time doing an enjoyable and/or entertaining activity is
 - A. Company
 - B. Know
 - C. Play
 - D. Government
- To finish doing something that you were doing is
 - A. Stop
 - B. Change
 - C. Pretend
 - D. Disaster

PART II : WRITE THE INDONESIAN MEANING OF THE FOLLOWING WORDS

Directions : Write the correct Indonesian meaning of the English Words below

- Stand
- Need
- Pretend
- Water
- Air

PART III : WRITE THE ENGLISH MEANING OF THE FOLLOWING WORDS

Directions : Write the correct English meaning of the Indonesian Words below

- Melihat
- Mengetahui
- Tugas
- Tenaga
- Manusia

PART IV : MATCHING THE WORDS - SYNONYM (PERSAMAAN KATA)

Directions : Match the following words with the correct synonyms

- | | |
|------------|---------------|
| 1. Good | a. Purchase |
| 2. Buy | b. Assignment |
| 3. Task | c. Trouble |
| 4. Real | d. Universe |
| 5. Problem | e. Excellent |
| 6. World | f. Power |
| 7. Policy | g. Actual |
| 8. Energy | h. However |
| 9. But | i. Rule |
| 10. Street | j. Road |

PART V : MATCHING THE WORDS - ANTONYM (PERLAWANAN KATA)

Directions : Choose the correct antonym for the following underlined words

| | | | |
|-----------|-------------|----------|---------------|
| a. Bad | b. Take | c. Dirty | d. Disbelieve |
| e. Fear | f. Inexpert | g. Ask | h. Dishonesty |
| i. Answer | j. Break | | |

- What is the antonym of generous?
- What is the antonym of clean?
- What is the antonym of honesty?
- What is the antonym of expert?
- What is the antonym of question?
- What is the antonym of give?
- What is the antonym of make?
- What is the antonym of read?
- What is the antonym of sell?
- What is the antonym of believe?

PART VI : SPELLING

Directions : Write the correct spelling of the following random words

- C-I-N-I-Z-E-T
- H-A-M-U-N
- G-E-B
- D-E-S-R-O-T-Y
- E-T-H-A-R

VOCABULARY TEST (POST-TEST 2) - 40 QUESTIONS - 60 MINUTES

Name : Alva Rafiqul Hapsari Day/Date : Tuesday - 27 - September Class : 7 Bahasa

ANSWER THE FOLLOWING QUESTIONS CORRECTLY

PART I : GUESS THE MEANING

Directions : Guess the best answer for the following English definition

- The group of people who officially control a country is
 - A. Government
 - B. Company
 - C. Stop
 - D. Disaster
- To have information in your mind is
 - A. Die
 - B. Play
 - C. Change
 - D. Know
- An event that results in great harm, damage, or death, or serious difficulty is
 - A. Pretend
 - B. Disaster
 - C. Stop
 - D. Company
- When you play, especially as a child, you spend time doing an enjoyable and/or entertaining act is
 - A. Company
 - B. Know
 - C. Play
 - D. Government
- To finish doing something that you were doing is
 - A. Stop
 - B. Change
 - C. Pretend
 - D. Disaster

PART II : WRITE THE INDONESIAN MEANING OF THE FOLLOWING WORDS

Directions : Write the correct Indonesian meaning of the English Words below

- Stand : berdiri
- Need : perluan
- Pretend : berpura-pura
- Water : air
- Air : udara

PART III : WRITE THE ENGLISH MEANING OF THE FOLLOWING WORDS

Directions : Write the correct English meaning of the Indonesian Words below

- Melihat : see
- Mengetahui : know
- Tugas : Task/Assignment
- Tenaga : Energy/Power
- Manusia : human

PART IV : MATCHING THE WORDS - SYNONYM (PERSAMAAN KATA)

Directions : Match the following words with the correct synonyms

| | |
|------------|---------------|
| 1. Good | a. Purchase |
| 2. Buy | b. Assignment |
| 3. Task | c. Trouble |
| 4. Real | d. Universe |
| 5. Problem | e. Excellent |
| 6. World | f. Power |
| 7. Policy | g. Actual |
| 8. Energy | h. However |
| 9. But | i. Rule |
| 10. Street | j. Road |

PART V : MATCHING THE WORDS - ANTONYM (PERLAWANAN KATA)

Directions : Choose the correct antonym for the following underlined words

| | | | |
|--|--|---|--|
| <input checked="" type="checkbox"/> Bad | <input checked="" type="checkbox"/> Take | <input checked="" type="checkbox"/> Dirty | <input checked="" type="checkbox"/> Disbelieve |
| <input checked="" type="checkbox"/> Fear | <input checked="" type="checkbox"/> Inexpert | <input checked="" type="checkbox"/> Ask | <input checked="" type="checkbox"/> Dishonesty |
| <input checked="" type="checkbox"/> Answer | <input checked="" type="checkbox"/> Break | | |

- What is the antonym of generous? e
- What is the antonym of clean? c
- What is the antonym of honesty? h
- What is the antonym of expert? f
- What is the antonym of question? i
- What is the antonym of give? b
- What is the antonym of make? j
- What is the antonym of read? a
- What is the antonym of sell? g
- What is the antonym of believe? d

PART VI : SPELLING

Directions : Write the correct spelling of the following random words

- C-I-N-I-Z-E-T : Citizen
- H-A-M-U-N : Human
- G-E-B : Bag
- D-E-S-R-O-T-Y : Destroy
- E-T-H-A-R : Earth

VOCABULARY TEST (POST-TEST 2) - 40 QUESTIONS - 60 MINUTES
 Name: Agustina Date: 23/7/2022 Day/Date: 23/7/2022 Class: 19.04.01.90

ANSWER THE FOLLOWING QUESTIONS CORRECTLY

PART I : GUESS THE MEANING
 Directions : Guess the best answer for the following English definition

- The group of people who officially control a country is
 A. Government C. Stop
 B. Company D. Disaster
- To have information in your mind is
 A. Die C. Change
 B. Play D. Know
- An event that results in great harm, damage, or death, or serious difficulty is
 A. Pretend C. Stop
 B. Disaster D. Company
- What you play, especially as a child, you spend time doing an enjoyable and/or entertaining activity
 A. Company B. Play
 C. Government D. Disaster
- To finish doing something that you were doing is
 A. Stop C. Pretend
 B. Change D. Disaster

PART II : WRITE THE INDONESIAN MEANING OF THE FOLLOWING WORDS
 Directions : Write the correct Indonesian meaning of the English Words below

- Stand : Berdiri
- Need : Butuh
- Pretend : Pura-pura
- Water : Air
- Air : udara

PART III : WRITE THE ENGLISH MEANING OF THE FOLLOWING WORDS
 Directions : Write the correct English meaning of the Indonesian Words below

- Melihat : See
- Mengambil : take
- Tugas : task
- Tengah : Power
- Mamalia : Human

PART IV : MATCHING THE WORDS - SYNONYM (PERSAMAAN KATA)
 Directions : Match the following words with the correct synonyms

| | |
|------------|---------------|
| 1. Good | h. Assignment |
| 2. Day | i. Trouble |
| 3. Talk | j. Universe |
| 4. Real | k. Excellent |
| 5. Problem | l. Power |
| 6. World | m. Actual |
| 7. Policy | n. However |
| 8. Energy | o. Rule |
| 9. But | p. Road |
| 10. Street | q. Road |

PART V : MATCHING THE WORDS - ANTONYM (PERLAWANAN KATA)
 Directions : Choose the correct antonym for the following underlined words

| | | | |
|-----------|--------------|----------|---------------|
| a. Bad | b. Take | c. Dirty | d. Disbelieve |
| e. Fear | f. Interrupt | g. Ask | h. Dishonesty |
| i. Answer | j. Break | | |

- What is the antonym of clean? Dirty
- What is the antonym of take? Give
- What is the antonym of honest? Dishonesty
- What is the antonym of answer? Interrupt
- What is the antonym of question? Answer
- What is the antonym of give? Take
- What is the antonym of ask? Break
- What is the antonym of ask? Ask
- What is the antonym of ask? Ask
- What is the antonym of believe? Disbelieve

PART VI : SPELLING
 Directions : Write the correct spelling of the following random words

- C-I-N-I-Z-E-T : Citizen
- H-A-M-U-N : Human
- O-E-B : BEG
- D-E-S-R-O-T-Y : DESTROY
- E-T-H-A-R : HEART

Appendix VII: Field Notes

Date 23/July/22

Observation

- Students made noise
- Played their each cellphone
- Goes out and comes in in the classroom without any permission
- The students are not responsive
- The students do not really pay attention

Students' Problem

- They are not good in vocab use
- Hard to remember the words, to pronounce, to understand, to spell the words and so on

Teacher-researcher

Adal Bayu Panungkas

Date 29/July/22

Pre-Test

- Made noise in the beginning
- calm when doing it
- Made noise at the end

Post-Test 1 30-august-20


- They do it seriously
- NO one cheated
- calm and quite
- Submitted 5 minutes before on time

Post-Test 2 27-Sept-2022

- They do the test seriously
- No one cheated
- calm and quite
- submitted 5 minutes before on time
- conductor

Cycle 1 Meeting 1 Date 14 7 2022


1. Untuk pembukaan kelas masih kurang interaktif
2. Siswa memperhatikan walas kurang interaktif
3. Siswa bersemangat untuk belajar kosakata dan video yang diputar.
4. Siswa antusias dalam belajar
5. Kelas tenang dan kondusif dalam pembelajaran kelas.


Muhamad Nabil H. Waga
15 August 2022
Other researcher

Scanned with CamScanner

Cycle 1 Meeting 2 Date


1. Kelas lebih interaktif daripada meeting sebelumnya
2. Siswa memperhatikan video lebih fokus dan tidak ribut
3. Siswa mengikuti apa yang diminta oleh guru untuk dikerjakan
4. Kelas sempat tidak kondusif karena salah satu siswa abk (bertekukan kursi)


Muhamad Nabil H. Waga
23 Agustus 2022
Other researcher

Scanned with CamScanner

Cycle 2 Meeting 1 Date


- Students more interactive and excited
- The students follow the teacher's instructions
- The students keep silent during the class.
- The students follow all the activities in the classroom (spelling, writing the material, listening, repeating all the words taught).
- The students seem enthusiastic.
- The classroom environment very conducive.

20 September 2022
Other researcher:

Muhammad Asyari

Scanned with CamScanner

Cycle 2 Meeting 2 Date

- The students become more interactive than the previous meeting
- The students followed all the instructions
- The students watched the video more calm and more focused.
- The students actually paid attention more to the teacher than the previous meeting
- The students more enthusiasm to learn and enrich more their vocabulary.

21 September 2022
Other researcher:

Muhammad Asyari

Scanned with CamScanner

Appendix VIII: Photographs

Pre-Test

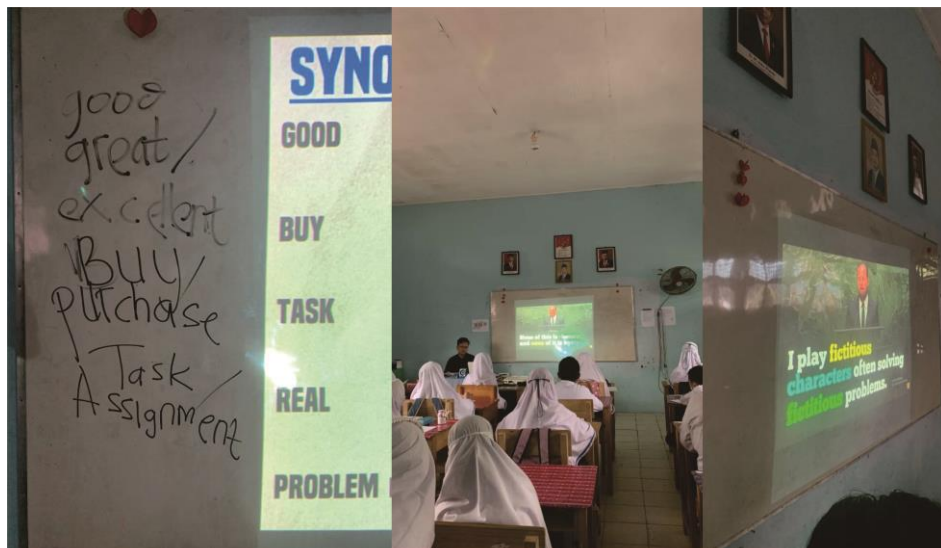


Cycle 1





Cycle 2





Appendix IX: Research Approval Letters

SURAT PERSETUJUAN RISET

Skripsi yang berjudul : Maximizing English Speech in YouTube Videos to Enrich Students' Vocabulary

Ditulis oleh : Ihdal Bayu Pamungkas

NIM : 190101030222

Jurusan : Tadris Bahasa Inggris

Semester : VI

Alamat : Jl. Sungai Lulut, Martapura Lama, Km.8, Komplek Bima Land, No.47

Setelah diteliti dan diadakan perbaikan seperlunya, kami dapat memberikan persetujuan kepada mahasiswa yang bersangkutan untuk melakukan riset, dengan arahan dan bimbingan dosen pembimbing, riset akan dilaksanakan pada :

Tempat Riset : SMP Muhammadiyah 1 Banjarbaru
Daerah Tempat Riset : Kota Banjarbaru

Banjarmasin, 1 Juli 2022

Mengetahui,

Pembimbing
Bidang Konten dan Metodologi

Dr. Hj. Raids Asfihana, M. Pd.
NIP. 198311302006042003

Pembimbing
Bidang Bahasa dan Teknik Penulisan

Afifah Linda Sari, M. Pd
NIP 198711102015032004

KEMENTERIAN AGAMA REPUBLIK INDONESIA
UNIVERSITAS ISLAM NEGERI ANTASARI
FAKULTAS TARBİYAH DAN KEGURUAN
Jalan Jenderal Ahmad Yani No. 42 Banjarmasin
Telepon (0511) 2232329 Faksimile (0511) 2774482
Email: fak@uin-antasari.ac.id Web: www.uin-antasari.ac.id

Nomor : B-1901/Un.14181.1/PP.00.9/07/2022 /8 Juli 2022
Sifat : Penting
Lampiran : 1 (satu) berkas
Hal : Riset dalam Rangka Penyusunan Skripsi

Yth. Kepala SMP Muhammadiyah 1 Banjarbaru
Kota Banjarbaru
Banjarbaru

Assalamu'alaikum Warahmatullahi Wabarakatuh

Sehubungan rencana penelitian yang akan dilaksanakan oleh mahasiswa (i) dalam rangka penyusunan skripsi, maka dengan ini kami mohon izin serta bantuan Bapak/Ibu agar kiranya berkenan memberikan informasi/data yang diperlukan oleh :

Nama : Ihdal Bayu Pamungkas
NIM : 190101030222
Jurusan : S1 Tadris Bahasa Inggris (TBI)
Fakultas : Tarbiyah dan Keguruan
Alamat : Jl. Sungai Lulut, Martapura Lama, Km.8, Komplek Bima Land, No.47

Demikian surat ini kami sampaikan, atas perhatian dan perkenan Bapak/Ibu serta kerjasamanya yang baik kami ucapkan terima kasih.

Wassalamu'alaikum Warahmatullahi Wabarakatuh

Wakil Dekan Bidang Akademik
dan Kelembagaan,

Ahmad Murad

Tembusan :
Dekan Fakultas Tarbiyah dan Keguruan UIN Antasari.

Jukung, Ahmad, & Alhami FTX (2019) Appendix

KEMENTERIAN AGAMA REPUBLIK INDONESIA
UNIVERSITAS ISLAM NEGERI ANTASARI
FAKULTAS TARBİYAH DAN KEGURUAN
 Jalan Jenderal Ahmad Yani Km. 4,5 Banjarmasin
 Telp. (0511) 3253939 Faksimile (0511) 3274492
 Email: ftk@uin-antasari.ac.id Web: www.uin-antasari.ac.id

SURAT RISET
 Nomor: B-1984/Un.14/III.1/PP.00.9/07/2022


Yang bertanda tangan Wakil Dekan Bidang Akademik dan Kelembagaan Fakultas Tarbiyah dan Keguruan UIN Antasari, dengan ini menugaskan kepada :

Nama : Ihdal Bayu Pamungkas
 Nomor Induk Mahasiswa : 190101030222
 Semester : ENAM (VI)
 Alamat : Jl. Sungai Lutut, Martapura Lama, Km.8, Komplek Bima Land, No.47
 Tugas : Melakukan Riset / Penelitian ilmiah dalam rangka pengumpulan data untuk penyusunan Skripsi Sarjana dengan Judul :

MAXIMIZING ENGLISH SPEECH IN YOU-TUBE VIDEOS TO ENRICH STUDENTS' VOCABULARY

Tempat yang dituju : Kepala SMP Muhammadiyah 1 Banjarbaru
 Barang yang dibawa : Seperangkat alat riset
 Lamanya Riset : 2 (Dua) bulan
 Dari tanggal : 12 Juli 2022
 Sampai dengan tanggal : 10 September 2022

Demikian Surat Riset ini diberikan kepada ybs, agar pihak-pihak yang berkepentingan dapat memberikan bantuan seperkunya.

Banjarmasin, 18 Juli 2022
 Wakil Dekan Bidang Akademik dan Kelembagaan,

 U. Dr. Ahmad Murad, M.Ag
 NIP. 197808082005011006

Mahasiswa yang bersangkutan,

Ihdal Bayu Pamungkas
 NIM. 190101030222

CS Scanned with CamScanner
 ©Mag. Mubwa & Alimul FTK UIN Antasari

Appendix X: Title Change Letters

KEMENTERIAN AGAMA
UNIVERSITAS ISLAM NEGERI ANTASARI
FAKULTAS TARBİYAH DAN KEGURUAN
PRODI TADRIS BAHASA INGGRIS
 ANTASARI Jalan Jenderal Ahmad Yani Km. 4,5 Banjarmasin Telp. (0511) 3253939 Faksimile (0511) 3274492
 Web: www.uin-antasari.ac.id

Nomor : B-431/Un.14/III.1/PP.00.9/04/2022 Banjarmasin, 21 April 2022
 Lamp : -
 Hal : Perubahan Judul Skripsi

Kepada Yth,
 Sdr (i) Ihdal Bayu Pamungkas
 NIM. 190101030222
 Mahasiswa Jurusan TBI
 di Banjarmasin

Assalamu'alaikum. Wr. Wb.

Berdasarkan usulan dari Dosen Pembimbing Skripsi tentang perubahan Judul Skripsi, demikian pula setelah kami mengadakan penelitian dan peninjauan seperkunya terhadap Proposal Skripsi Sdr (i), dengan ini kami menyatakan dapat menyetujui judul skripsi Sdr (i) yang semula berbunyi:

UTILIZING ENGLISH SPEECH IN YOUTUBE VIDEO TO IMPROVE STUDENTS' SPEAKING PERFORMANCE

Berubah menjadi:

UTILIZING ENGLISH SPEECH IN YOUTUBE VIDEO TO ENRICH STUDENTS' VOCABULARY

Menunjuk :

1. Dr. Raida Afhiana, M.Pd sebagai Dosen Pembimbing Konten dan Metodologi.
2. Afifah Linda Sari, M.Pd sebagai Dosen Pembimbing Bahasa dan Teknik Penulisan.

Demikian agar Sdr (i) segera menghubungi pembimbing untuk konsultasi selanjutnya.
 Wassalamu'alaikum. Wr. Wb.

Ketua,

 Afifah Linda Sari, M.Pd
 NIP 198711102015032004

KEMENTERIAN AGAMA
UNIVERSITAS ISLAM NEGERI ANTASARI
FAKULTAS TARBİYAH DAN KEGURUAN
PRODI TADRIS BAHASA INGGRIS
 Jalan Jenderal Ahmad Yani Km. 4,5 Banjarmasin Telp. (0511) 3253939 Faksimile (0511) 3274492
 Web: www.uin-antasari.ac.id

Nomor : B-1134/Un.14/III.1/PP.00.9/11/2022 Banjarmasin, 29 November 2022
 Lamp : -
 Hal : Perubahan Judul Skripsi

Kepada Yth,
 Sdr (i) Ihdal Bayu Pamungkas
 NIM. 190101030222
 Mahasiswa Jurusan TBI
 di Banjarmasin

Assalamu'alaikum. Wr. Wb.

Berdasarkan usulan dari Dosen Pembimbing Skripsi tentang perubahan Judul Skripsi, demikian pula setelah kami mengadakan penelitian dan peninjauan seperkunya terhadap Proposal Skripsi Sdr (i), dengan ini kami menyatakan dapat menyetujui judul skripsi Sdr (i) yang semula berbunyi:

MAXIMIZING ENGLISH SPEECH IN YOUTUBE VIDEOS TO ENRICH STUDENTS' VOCABULARY


Berubah menjadi:

MAXIMIZING ENGLISH SPEECH ON YOU-TUBE VIDEOS TO ENRICH STUDENTS' VOCABULARY

Menunjuk :

1. Dr. Raida Afhiana, M.Pd sebagai Dosen Pembimbing Konten dan Metodologi.
2. Afifah Linda Sari, M.Pd sebagai Dosen Pembimbing Bahasa dan Teknik Penulisan.

Demikian agar Sdr (i) segera menghubungi pembimbing untuk konsultasi selanjutnya.
 Wassalamu'alaikum. Wr. Wb.

Ketua,

 Afifah Linda Sari

Appendix XI: Consent Form Letters

CONSENT FORM

Title of Research:

Maximizing English Speech in You-Tube Videos to Enrich Students' Vocabulary

I have been informed of the purposes of the research. I have been given an opportunity to ask questions. I fully understand the entire process of the research and acknowledge that participation in the research is voluntary and I reserve the right to withdraw from the research at any time during the research process. Any information which might potentially identify me will not be used in published material.

I agree to participate in the research as outlined to me.

Name of the participant : Siti Zaenab, S.Pd

Signature : 

Date : July, 19th 2022

Contact Details : +62815 2829 3378

CONSENT FORM

Title of Research:

Maximizing English Speech in You-Tube Videos to Enrich Students' Vocabulary

I have been informed of the purposes of the research. I have been given an opportunity to ask questions. I fully understand the entire process of the research and acknowledge that participation in the research is voluntary and I reserve the right to withdraw from the research at any time during the research process. Any information which might potentially identify me will not be used in published material.

I agree to participate in the research as outlined to me.

Name of the participant : Salma A Syipa

Signature : 

Date : July, 21st 2022

Contact Details : +62811 5060 788

CONSENT FORM


Title of Research:

Maximizing English Speech in You-Tube Videos to Enrich Students' Vocabulary

I have been informed of the purposes of the research. I have been given an opportunity to ask questions. I fully understand the entire process of the research and acknowledge that participation in the research is voluntary and I reserve the right to withdraw from the research at any time during the research process. Any information which might potentially identify me will not be used in published material.

I agree to participate in the research as outlined to me.

Name of the participant : Revanzaki Daniswara Erhan

Signature : 

Date : July, 21st 2022

Contact Details : +62812 5301 6761

Appendix XII: Research Completion Letter



SURAT KETERANGAN TELAH SELESAI MELAKUKAN RISET
No.439/L.15.2a/XII/SMPMI/2022

Yang bertanda tangan dibawah ini, Kepala SMP Muhammadiyah 1 Banjarbaru, Kecamatan Banjarbaru Selatan, Kota Banjarbaru:

Nama : Radli Kurniawan, S.Pd.I., M.M.
 Jabatan : Kepala Sekolah
 Dengan ini menerangkan bahwa:
 Nama : Ihdal Bayu Pamungkas
 NIM : 190101030222
 Universitas : Universitas Islam Negeri Antasari Banjarmasin
 Fakultas/Jurusan : Tarbiyah dan Keguruan / Tadris Bahasa Inggris
 Semester : VII (Tujuh)
 Alamat : Jl. Sungai Lulut, Martapura Lama, Km.8 Komplek Bima Land, No.47

Adalah nama yang bersangkutan telah selesai melakukan riset di SMP Muhammadiyah 1 Banjarbaru dalam rangka menyusun skripsi dengan judul : "Maximizing English Speech on YouTube Videos to Enrich Students' Vocabulary", yang dilakukan dari tanggal 23 Juli 2022 s/d 28 November 2022. Demikianlah surat keterangan ini diberikan kepada yang bersangkutan untuk dipergunakan sebagaimana mestinya.

28 November 2022
 Kepala SMP Muhammadiyah 1 Banjarbaru
 Radli Kurniawan, S.Pd.I., M.M.
 NEM. 1 3922

Appendix XIII: Students' Presence Lists

ATTENDANCE LISTS SPECIALITY LANGUAGE CLASS OF THE 7TH GRADE

| NO | NAME | OBSERVATION | PRE-TEST | MEET 1 | MEET 2 | POST-TEST 1 | MEET 1 | MEET 2 | POST-TEST 2 |
|-----|----------------------------------|-------------|----------|--------|--------|-------------|--------|--------|-------------|
| 1. | Ajeng Arsitia Firyaal | ✓ | 100 | ✓ | ✓ | 82.5 | ✓ | ✓ | ✓ 85 |
| 2. | Aliya Raffifah Hapsari | ✓ | 97.5 | ✓ | ✓ | 67.5 | ✓ | ✓ | ✓ 100 |
| 3. | Alvaren Laka Daffairul | ✓ | 27.5 | S | P | 85 | ✓ | ✓ | ✓ 97.5 |
| 4. | Aurellia Tabitha Saputri Zain | ✓ | 60 | S | | 87.5 | ✓ | ✓ | ✓ 100 |
| 5. | Azka Fatina Zihnj | ✓ | 62.5 | ✓ | ✓ | 62.5 | ✓ | ✓ | ✓ 87.5 |
| 6. | Dinda Rahma Anisa | ✓ | 60 | ✓ | ✓ | 90 | ✓ | ✓ | ✓ 100 |
| 7. | Erena Putri Maharani | ✓ | 25 | ✓ | ✓ | 57.5 | ✓ | ✓ | ✓ 92.5 |
| 8. | Fakhira Nabila Azmi | ✓ | 90 | ✓ | ✓ | 100 | ✓ | ✓ | ✓ 100 |
| 9. | Farah Nabila Alinda Saraswati | ✓ | 52.5 | ✓ | ✓ | 70 | ✓ | ✓ | ✓ 67.5 |
| 10. | Faraita Nur Afifa | ✓ | 52.5 | ✓ | ✓ | 92.5 | ✓ | ✓ | ✓ 97.5 |
| 11. | Fia Arikha Harahap | ✓ | 72.5 | S | ✓ | 80 | ✓ | ✓ | ✓ 100 |
| 12. | Kendra Syifa Kalula Aisa | ✓ | 70 | ✓ | ✓ | 95 | S | S | ✓ 82.5 |
| 13. | Khanisa Alma Fawziya | ✓ | 75 | ✓ | ✓ | S | ✓ | ✓ | ✓ 82.5 |
| 14. | M. Edwin Nizar | ✓ | 62.5 | ✓ | P | S | ✓ | ✓ | ✓ 97.5 |
| 15. | M. Rayhan Pergantara | ✓ | 92.5 | S | P | 67.5 | ✓ | ✓ | ✓ 100 |
| 16. | Muhammadd Dzikri Rajab Al Ikhson | ✓ | 75 | ✓ | ✓ | 82.5 | ✓ | ✓ | ✓ 100 |
| 17. | Muhammad Ziko Nabill Fath | S | S | i | P | 62.5 | ✓ | ✓ | ✓ 100 |
| 18. | Naijwa Nafisah Az-Zahra | ✓ | 32.5 | ✓ | ✓ | 62.5 | ✓ | ✓ | ✓ 85 |
| 19. | Nayra Assyifa Novarin | ✓ | 55 | ✓ | ✓ | S | ✓ | ✓ | ✓ 100 |
| 20. | Neisyia Teguh Safitri | ✓ | 40 | ✓ | ✓ | 80 | ✓ | ✓ | ✓ 72.5 |
| 21. | Neva Alkho Nazhimah | ✓ | 42.5 | S | ✓ | 62.5 | ✓ | ✓ | ✓ 82.5 |
| 22. | Reyhan Nabill Abrisam | ✓ | 67.5 | ✓ | ✓ | 45 | ✓ | ✓ | ✓ 100 |
| 23. | Revanzaki Daniswara Erhan | ✓ | 95 | S | ✓ | 87.5 | ✓ | ✓ | ✓ 100 |
| 24. | Salma A Syipa | ✓ | 70 | S | ✓ | 95 | ✓ | ✓ | ✓ 100 |
| 25. | Shafira Zahra Putri Ahmadie | ✓ | 77.5 | S | ✓ | 65 | ✓ | ✓ | ✓ 100 |
| 26. | Talita Nabila Ramadhajni (PDBK) | ✓ | 92.5 | ✓ | ✓ | 95 | S | ✓ | S |
| 27. | Tenri Anindyia (PDBK) | ✓ | 12.5 | ✓ | ✓ | 50 | ✓ | ✓ | S |
| 28. | Tenri Aprilia (PDBK) | ✓ | 17.5 | ✓ | ✓ | 12.5 | ✓ | ✓ | S |

Appendix XIII: Syllabus

SILABUS

Satuan Pendidikan : SMP Sinaru-Thewe.com
 Mata Pelajaran : Bahasa Inggris
 Kelas/Semester : VII / 1-2 (Ganjil & Genap)
 Alokasi Waktu :
 Tahun Pelajaran : 20.../20...

Standar Kompetensi (KI)

- KI 1 dan KI 2** : Menghargai dan menghayati ajaran agama yang dianutnya serta Menghargai dan menghayati perilaku jujur, disiplin, santun, percaya diri, peduli, dan bertanggung jawab dalam berinteraksi secara efektif sesuai dengan perkembangan anak di lingkungan, keluarga, sekolah, masyarakat dan lingkungan alam sekitar, bangsa, negara, dan kawasan regional.
- KI 3** : Menjalani dan menerapkan pengetahuan faktual, konseptual, prosedural, dan metakognitif pada tingkat teknis dan spesifik sederhana berdasarkan rasa ingin tahunya tentang ilmu pengetahuan, teknologi, seni, budaya dengan wawasan kemusiaan, kebangsaan, dan kenegaraan terkait fenomena dan kejadian tampak mata
- KI 4** : Menunjukkan keterampilan menalar, mengolah, dan menyaji secara kreatif, produktif, kritis, mandiri, kolaboratif, dan komunikatif, dalam ranah konkret dan ranah abstrak sesuai dengan yang dipelajari di sekolah dan sumber lain yang sama dalam sudut pandang teori

| Kompetensi Dasar | Materi Pembelajaran | Indikator | Nilai Karakter | Kegiatan Pembelajaran | Alokasi Waktu | Sumber Belajar | Penilaian |
|---|--|--|--|--|---------------|---|---|
| 3.1 Mengidentifikasi fungsi sosial, struktur teks, dan unsur kebahasaan teks interaksi interpersonal lisan dan tulis yang melibatkan tindakan menyapa, berpacitan, mengucapkan terimakasih, dan meminta maaf, serta menanggapi, sesuai dengan konteks penggunaannya | Fungsi Sosial <ul style="list-style-type: none"> Menyapa, berpacitan, berterima kasih, meminta maaf, dan menanggapi, untuk menjaga hubungan interpersonal dengan guru dan teman. Struktur Teks <ul style="list-style-type: none"> Memulai Menanggapi (diharapkan/di luar dugaan) Unsur Kebahasaan <ul style="list-style-type: none"> Ungkapan-ungkapan yang lazim digunakan. Ucapan, tekanan kata, intonasi, cjaan, tanda baca, dan tulisan tangan. Topik <ul style="list-style-type: none"> Interaksi antara peserta didik di dalam dan di luar | <ul style="list-style-type: none"> Mengidentifikasi ungkapan yang digunakan untuk ungkapan sapaan dalam bahasa Inggris Mengidentifikasi ungkapan yang digunakan untuk berpacitan dalam bahasa Inggris Mengidentifikasi ungkapan yang digunakan untuk melakukan sapaan dalam bahasa Inggris | <ul style="list-style-type: none"> Religius Mandiri Gotong royong Kejujuran Kerja keras Percaya diri Kerja sama | <ul style="list-style-type: none"> Menyimak, menirukan, dan memprakarsai beberapa contoh percakapan, dengan ucapan dan tekanan kata yang benar. Mengidentifikasi ungkapan yang sedang dipelajari Belajar menyayuk hal-hal yang tidak diketahui atau yang berbeda. Menentukan ungkapan yang tepat secara lisan/tulis dari berbagai situasi lain yang serupa. Membiasaakan menerangkan yang sedang dipelajari, dalam interaksi dengan guru dan teman secara | 12 JP | <ul style="list-style-type: none"> Buku Penunjang Kurikulum 2013 Mata Pelajaran Bahasa Inggris When English Rings The Bell, Kelas VII, Kemendikbud, Revisi Tahun 2013 Kamus Bahasa Inggris Pengalaman peserta didik dan guru | <ul style="list-style-type: none"> Lisan Tertulis Pengawasan Unjukkerja Portofolio |
| 4.1 Menyusun teks interaksi interpersonal lisan dan tulis sangat pendek dan sederhana yang melibatkan tindakan menyapa, berpacitan, mengucapkan terimakasih, dan meminta maaf, dan menanggapi dengan memperhatikan fungsi sosial, struktur teks, dan unsur | <ul style="list-style-type: none"> Unsur Kebahasaan Topik | <ul style="list-style-type: none"> Melakukan tindak tutur berpacitan dalam bahasa Inggris dengan percaya diri Melakukan tindak tutur ungkapan sapaan dalam bahasa Inggris dengan percaya diri Melakukan percakapan interpersonal dengan menggunakan ungkapan sapaan melalui kegiatan terintegrasi | | | | | |

| | | | | | | | |
|--|---|---|--|---|-------|---|---|
| kebahasaan yang benar dan sesuai konteks | kelas yang melibatkan tindakan menyapa, berpacitan, berterima kasih, meminta maaf yang dapat menimbulkan perilaku yang teramat di KI. | menyimak, membaca, berbicara dan menulis dengan percaya diri | | alami di dalam dan di luar kelas. - Melakukan refleksi tentang proses dan hasil belajar. | | | |
| 3.2 Mengidentifikasi fungsi sosial, struktur teks, dan unsur kebahasaan teks interaksi transaksional lisan dan tulis yang melibatkan tindakan memberi dan meminta informasi terkait jati diri, pendek dan sederhana, sesuai dengan konteks penggunaannya. (Perhatikan unsur kebahasaan dan tesca kata terkait hubungan Keluarga: pronoun (subjective, objective, possessive) | Fungsi Sosial <ul style="list-style-type: none"> Berkualan, memperkenalkan diri sendiri/orang lain. Struktur Teks <ul style="list-style-type: none"> Memulai Menanggapi (diharapkan/di luar dugaan) Unsur Kebahasaan <ul style="list-style-type: none"> Sebutan anggota keluarga ini dan yang lebih luas, serta orang-orang dekat lainnya. Verba: be, have, go, work, live (dalam simple present tense). Subjek pronoun: I, You, We, They, He, She, It Kata ganti possessive my, your, his, dan sebagainya. Ucapan, tekanan kata, intonasi, cjaan, tanda baca, dan tulisan tangan. Topik <ul style="list-style-type: none"> Deskripsi diri sendiri sebagai bagian dari keluarga: ayah, ibu, kakak, adik, yang dapat menimbulkan perilaku yang teramat di KI. | <ul style="list-style-type: none"> Menentukan tujuan komunikatif teks memaparkan jati diri Mengidentifikasi struktur teks memaparkan jati diri Mengidentifikasi unsur kebahasaan dalam teks Mengidentifikasi ungkapan memaparkan jati diri orang disekitarnya dengan baik sesuai dengan struktur teks dan unsur kebahasaan | <ul style="list-style-type: none"> Religius Mandiri Gotong royong Kejujuran Kerja keras Percaya diri Kerja sama | <ul style="list-style-type: none"> Menyimak dan menirukan beberapa contoh memaparan jati diri, dengan ucapan dan tekanan kata yang benar Mengidentifikasi ungkapan-ungkapan penting Menanyakan hal-hal yang tidak diketahui atau yang berbeda. Memelajari contoh teks memaparan jati diri oleh figur-figur terkenal Memaparkan jati dirinya yang sebenarnya. Saling menyimak dan bertanya jawab tentang jati diri masing-masing dengan teman-temannya Melakukan refleksi tentang proses dan hasil belajarnya | 16 JP | <ul style="list-style-type: none"> Buku Penunjang Kurikulum 2013 Mata Pelajaran Bahasa Inggris When English Rings The Bell, Kelas VII, Kemendikbud, Revisi Tahun 2013 Kamus Bahasa Inggris Pengalaman peserta didik dan guru | <ul style="list-style-type: none"> Lisan Tertulis Pengawasan Unjukkerja Portofolio |
| 4.2 Menyusun teks interaksi transaksional lisan dan tulis sangat pendek dan sederhana yang melibatkan tindakan memberi dan meminta informasi terkait jati diri, pendek dan sederhana, dengan memperhatikan fungsi sosial, struktur teks, dan unsur kebahasaan yang benar dan sesuai konteks | <ul style="list-style-type: none"> Deskripsi diri sendiri sebagai bagian dari keluarga: ayah, ibu, kakak, adik, yang dapat menimbulkan perilaku yang teramat di KI. | <ul style="list-style-type: none"> Menggunakan ungkapan yang tepat dalam struktur teks yang rniat dengan unsur kebahasaan yang benar sesuai konteks memaparkan jati diri dalam bentuk tulisan Menggunakan ungkapan memaparkan jati diri orang disekitarnya dengan tepat dalam struktur teks yang rniat dengan unsur kebahasaan yang benar sesuai konteks dalam bentuk tulisan maupun lisan. | | | | | |
| 3.3 Mengidentifikasi fungsi sosial, struktur teks, dan unsur kebahasaan teks interaksi transaksional lisan | Fungsi Sosial <ul style="list-style-type: none"> Menyebutkan/menanyakan waktu dari | <ul style="list-style-type: none"> Menyebutkan angka cardinal 1 – 100 Menyebutkan nama waktu dalam hari dengan percaya diri | <ul style="list-style-type: none"> Religius Mandiri Gotong royong | <ul style="list-style-type: none"> Menyimak dan menirukan memaparan tentang waktu terjadinya keadaan/kejadian/ | 20 | <ul style="list-style-type: none"> Buku Penunjang Kurikulum 2013 Mata | <ul style="list-style-type: none"> Lisan Tertulis Pengawasan Unjukkerja |

| | | | | | | |
|--|---|--|--|---|--|--|
| <p>dan tulis yang melibatkan tindakan memberi dan meminta informasi terkait nama hari, bulan, nama waktu dalam hari, waktu dalam bentuk angka, tanggal, dan tahun, sesuai dengan konteks penggunaannya. (Perhatikan kosa kata terkait angka kardinal dan ordinal)</p> | <p>keadaan/peristiwa/kegiatan.</p> <p>Struktur Teks</p> <ul style="list-style-type: none"> • Memulai • Menanggapi (diuraikan/di luar dugaan) <p>Unsur Kebahasaan</p> <ul style="list-style-type: none"> • Pernyataan dan pertanyaan terkait hari, bulan, nama waktu dalam hari, waktu dalam bentuk angka, tanggal, dan tahun. • Angka ordinal dengan the untuk menyebut tanggal (lisan): antara lain, <i>the first, the second, the twenty third, the thirty-first of May</i>. • Angka ordinal tanpa the untuk menyebut tanggal (tulisan): antara lain, <i>1st, 2nd, 23rd, 31st of May</i>. • Waktu (lisan): <i>at one, at two fifteen, at ten to seven, at a quarter past eight</i>. • Waktu (tulisan): 01.00, 02:15; 06:50; 08:15. • Artikel the untuk menyebut waktu dalam hari, <i>in the morning, in the afternoon, in the evening</i>. • Preposisi untuk <i>in</i> (bulan, tahun, waktu dalam hari), <i>on</i> (hari dan tanggal), <i>at</i> (jam, <i>at noon, at night</i>). • Ucapan, tekanan kata, intonasi, ejaan, tanda baca, dan tulisan tangan. <p>Topik</p> <ul style="list-style-type: none"> • Waktu kejadian/peristiwa/kegiatan terkait kehidupan di sekolah, rumah, dan | <ul style="list-style-type: none"> • Menyebutkan nama waktu dalam angka dengan percaya diri • Mengidentifikasi ungkapan yang digunakan untuk menyebutkan nama tahun dalam bahasa Inggris | <ul style="list-style-type: none"> • Kejujuran • Kerja keras • Percaya diri • Kerja sama | <p>peristiwa, mencatat nama hari, bulan, nama waktu dalam hari, waktu dalam bentuk angka, tanggal, dan tahun</p> <ul style="list-style-type: none"> - Menyebutkan semua nama hari, bulan, tanggal 1-31, waktu, bagian hari, tahun dengan ucapan dan tekanan kata yang benar, satu per satu. - Menyatakan secara lisan waktu terjadinya berbagai keadaan/peristiwa/kegiatan - Menanyakan hari, tanggal, bulan, dan waktu terjadinya keadaan/peristiwa/kegiatan dengan unsur kebahasaan yang benar - Membuat tulisan tentang waktu-waktu terjadinya peristiwa penting yang diketahui umum. Hasilnya dipublikasikan di kelas atau di majalah dinding sekolah - Melakukan refleksi tentang proses dan hasil belajarnya | <p>Pelajaran Bahasa Inggris When English Rings The Bell, Kelas VII, Kemendikbud, Revisi Tahun 2013</p> <ul style="list-style-type: none"> • Kamus Bahasa Inggris • Pengalaman peserta didik dan guru | <ul style="list-style-type: none"> • Portofolio |
| <p>4.3 Menyusun teks interaksi transaksional lisan dan tulis sangat pendek dan sederhana yang melibatkan tindakan memberi dan meminta informasi terkait nama hari, bulan, nama waktu dalam hari, waktu dalam bentuk angka, tanggal, dan tahun, dengan fungsi sosial, struktur teks, dan unsur kebahasaan yang benar dan sesuai konteks</p> | <p>keadaan/peristiwa/kegiatan.</p> <p>Struktur Teks</p> <ul style="list-style-type: none"> • Memulai • Menanggapi (diuraikan/di luar dugaan) <p>Unsur Kebahasaan</p> <ul style="list-style-type: none"> • Pernyataan dan pertanyaan terkait hari, bulan, nama waktu dalam hari, waktu dalam bentuk angka, tanggal, dan tahun. • Angka ordinal dengan the untuk menyebut tanggal (lisan): antara lain, <i>the first, the second, the twenty third, the thirty-first of May</i>. • Angka ordinal tanpa the untuk menyebut tanggal (tulisan): antara lain, <i>1st, 2nd, 23rd, 31st of May</i>. • Waktu (lisan): <i>at one, at two fifteen, at ten to seven, at a quarter past eight</i>. • Waktu (tulisan): 01.00, 02:15; 06:50; 08:15. • Artikel the untuk menyebut waktu dalam hari, <i>in the morning, in the afternoon, in the evening</i>. • Preposisi untuk <i>in</i> (bulan, tahun, waktu dalam hari), <i>on</i> (hari dan tanggal), <i>at</i> (jam, <i>at noon, at night</i>). • Ucapan, tekanan kata, intonasi, ejaan, tanda baca, dan tulisan tangan. <p>Topik</p> <ul style="list-style-type: none"> • Waktu kejadian/peristiwa/kegiatan terkait kehidupan di sekolah, rumah, dan | <ul style="list-style-type: none"> • Melakukan tindak tutur menyebutkan nama tahun dengan percaya diri • Peserta didik dapat menyusun agenda harian berdasarkan waktu | <ul style="list-style-type: none"> • Kejujuran • Kerja keras • Percaya diri • Kerja sama | <p>peristiwa, mencatat nama hari, bulan, nama waktu dalam hari, waktu dalam bentuk angka, tanggal, dan tahun</p> <ul style="list-style-type: none"> - Menyebutkan semua nama hari, bulan, tanggal 1-31, waktu, bagian hari, tahun dengan ucapan dan tekanan kata yang benar, satu per satu. - Menyatakan secara lisan waktu terjadinya berbagai keadaan/peristiwa/kegiatan - Menanyakan hari, tanggal, bulan, dan waktu terjadinya keadaan/peristiwa/kegiatan dengan unsur kebahasaan yang benar - Membuat tulisan tentang waktu-waktu terjadinya peristiwa penting yang diketahui umum. Hasilnya dipublikasikan di kelas atau di majalah dinding sekolah - Melakukan refleksi tentang proses dan hasil belajarnya | <p>Pelajaran Bahasa Inggris When English Rings The Bell, Kelas VII, Kemendikbud, Revisi Tahun 2013</p> <ul style="list-style-type: none"> • Kamus Bahasa Inggris • Pengalaman peserta didik dan guru | <ul style="list-style-type: none"> • Portofolio |

| | | | | | | |
|---|--|---|--|--|---|---|
| | <p>lingkungan sekitar peserta didik yang dapat memengaruhi perilaku yang teramat di KI.</p> | | | | | |
| <p>3.4 Mengidentifikasi fungsi sosial, struktur teks, dan unsur kebahasaan teks interaksi transaksional lisan dan tulis yang melibatkan tindakan memberi dan meminta informasi terkait nama dan jumlah binatang, benda, dan bangunan publik yang dekat dengan kehidupan siswa sehari-hari, dengan konteks penggunaannya. (Perhatikan unsur kebahasaan dan kosa kata terkait <i>article a</i> dan <i>the</i>, <i>plural</i> dan <i>singular</i>)</p> | <p>Fungsi Sosial</p> <ul style="list-style-type: none"> • Mengidentifikasi dan menyebutkan berbagai benda, binatang, dan bangunan umum di lingkungan sekitar. <p>Struktur Teks</p> <ul style="list-style-type: none"> • Memulai • Menanggapi (diuraikan/di luar dugaan) <p>Unsur Kebahasaan</p> <ul style="list-style-type: none"> • Pernyataan dan pertanyaan terkait benda, binatang, bangunan publik. • Penyebutan benda dengan <i>a, the</i>, bentuk jamak (<i>s</i>) • Penggunaan kata penunjuk <i>this, that, these, those ...</i> • Preposisi untuk <i>in, on, under</i> untuk menyatakan tempat. • Ucapan, tekanan kata, intonasi, ejaan, tanda baca, dan tulisan tangan. <p>Topik</p> <ul style="list-style-type: none"> • Benda, binatang, dan bangunan yang biasa dijumpai dalam kehidupan nyata di rumah, sekolah, dan lingkungan sekitar peserta didik yang dapat memengaruhi perilaku yang teramat di KI. | <ul style="list-style-type: none"> • Mengidentifikasi benda-benda yang ada didalam ruangan kelas • Mengidentifikasi ruangan atau gedung yang ada di sekolah • Mengidentifikasi benda-benda yang ada didalam tas • Mengidentifikasi bagian-bagian rumah • Mengidentifikasi benda-benda yang ada di dalam bagian-bagian rumah • Mengidentifikasi binatang dan tumbuhan yang ada di rumah dan di sekolah | <ul style="list-style-type: none"> • Religius • Mandiri • Gotong royong • Kejujuran • Kerja keras • Percaya diri • Kerja sama | <ul style="list-style-type: none"> - Mencermati beberapa teks pendek berisi penyebutan benda-benda di kelas dan sekolah untuk kemudian membaca dengan ucapan dan tekanan kata yang benar - Menyimak dan menirukan guru menanyakan dan menyebutkan benda-benda yang terdapat di dalam kelas dan di sekolah, dengan tata bahasa, ucapan dan tekanan kata yang benar - Bertanya jawab tentang beberapa benda di dalam dan sekitar rumah - Membaca beberapa teks pendek tentang rumah dan sekitarnya, terutama keberadaan benda dan binatang - Bertanya jawab tentang beberapa bangunan dan benda-benda dan binatang-binatang di dalam dan sekitarnya - Melakukan refleksi tentang proses dan hasil belajarnya | <p>24 JP</p> <ul style="list-style-type: none"> • Buku Penunjang Kurikulum 2013 Mata Pelajaran Bahasa Inggris When English Rings The Bell, Kelas VII, Kemendikbud, Revisi Tahun 2013 • Kamus Bahasa Inggris • Pengalaman peserta didik dan guru | <ul style="list-style-type: none"> • Lisan • Tertulis • Pengajaran • Unjukkerja • Portofolio |
| <p>4.4 Menyusun teks interaksi transaksional lisan dan tulis sangat pendek dan sederhana yang melibatkan tindakan memberi dan meminta informasi terkait nama dan jumlah binatang, benda, dan bangunan publik yang dekat dengan kehidupan siswa sehari-hari, dengan memperhatikan fungsi sosial, struktur teks, dan unsur kebahasaan yang benar dan sesuai konteks</p> | <p>Fungsi Sosial</p> <ul style="list-style-type: none"> • Mengidentifikasi dan menyebutkan berbagai benda, binatang, dan bangunan umum di lingkungan sekitar. <p>Struktur Teks</p> <ul style="list-style-type: none"> • Memulai • Menanggapi (diuraikan/di luar dugaan) <p>Unsur Kebahasaan</p> <ul style="list-style-type: none"> • Pernyataan dan pertanyaan terkait benda, binatang, bangunan publik. • Penyebutan benda dengan <i>a, the</i>, bentuk jamak (<i>s</i>) • Penggunaan kata penunjuk <i>this, that, these, those ...</i> • Preposisi untuk <i>in, on, under</i> untuk menyatakan tempat. • Ucapan, tekanan kata, intonasi, ejaan, tanda baca, dan tulisan tangan. <p>Topik</p> <ul style="list-style-type: none"> • Benda, binatang, dan bangunan yang biasa dijumpai dalam kehidupan nyata di rumah, sekolah, dan lingkungan sekitar peserta didik yang dapat memengaruhi perilaku yang teramat di KI. | <ul style="list-style-type: none"> • Menyebutkan jumlah benda yang ada didalam ruangan kelas • Menyebutkan jumlah benda yang ada di dalam tas • Menyebutkan benda-benda yang ada didalam bagian-bagian rumah • Menggambar dan menceritakan benda-benda yang ditemui di taman | <ul style="list-style-type: none"> • Religius • Mandiri • Gotong royong • Kejujuran | <ul style="list-style-type: none"> - Menyimak dan menirukan guru menanyakan dan menyebutkan sifat orang dan binatang yang terdapat di rumah, sekolah, dan | <p>20 JP</p> <ul style="list-style-type: none"> • Buku Penunjang Kurikulum 2013 Mata Pelajaran | <ul style="list-style-type: none"> • Lisan • Tertulis • Pengajaran • Unjukkerja • Portofolio |
| <p>3.5 Mengidentifikasi fungsi sosial, struktur teks, dan unsur kebahasaan teks interaksi transaksional lisan dan tulis yang melibatkan</p> | <p>Fungsi Sosial</p> <ul style="list-style-type: none"> • Mendeskripsikan, mengidentifikasi, mengkritisi, memberikan penilaian tentang orang. | <ul style="list-style-type: none"> • Mengidentifikasi sifat seseorang (kind, nice, friendly, etc) • Memahami teks deskriptive tentang seorang tokoh idola. | <ul style="list-style-type: none"> • Religius • Mandiri • Gotong royong • Kejujuran | <ul style="list-style-type: none"> - Menyimak dan menirukan guru menanyakan dan menyebutkan sifat orang dan binatang yang terdapat di rumah, sekolah, dan | <p>20 JP</p> <ul style="list-style-type: none"> • Buku Penunjang Kurikulum 2013 Mata Pelajaran | <ul style="list-style-type: none"> • Lisan • Tertulis • Pengajaran • Unjukkerja • Portofolio |

| | | | | | |
|--|--|---|--|---|---|
| <p>tidakkan memberi dan meminta informasi terkait dengan sifat orang, binatang, benda sesuai dengan konteks penggunaannya. (Perhatikan unsur kebahasaan be, adjective)</p> | <p>binatang, dan benda dari segi sifatnya. Struktur Teks</p> <ul style="list-style-type: none"> Memulai Menanggapi (diharapkan/di luar dugaan) <p>Unsur Kebahasaan</p> <ul style="list-style-type: none"> Pernyataan dan pertanyaan terkait sifat orang, benda, binatang. Kosakata, terkait dengan ciri fisik (antara lain, red, big, dark, loud), selera (antara lain, nice, beautiful, cute), mental (antara lain, clever, smart), psikologis (antara lain, happy, sad, disappointed, angry, wild), budi (antara lain, kind, good, polite). Ucapan, tekanan kata, intonasi, ejaan, tanda baca, dan tulisan tangan. <p>Topik</p> <ul style="list-style-type: none"> Sifat dan keadaan orang, binatang, benda, yang terdapat di rumah, sekolah, dan lingkungan sekitar peserta didik yang dapat memunculkan perilaku yang termuat di KI. | <ul style="list-style-type: none"> Memahami penggunaan simple Tense (verb 1 s/es). Memahami penggunaan to be (is, am, are), dalam menggambarkan seseorang. Memahami kata sifat yang tepat sesuai dengan konteksnya dalam menggambarkan seseorang. Memahami penggunaan ucapan yang benar. Memahami perbedaan intonasi yang tepat | <ul style="list-style-type: none"> Kerja keras Percaya diri Kerja sama | <p>sekitarnya, dengan tata bahasa, ucapan dan tekanan kata yang benar</p> <ul style="list-style-type: none"> Mencermati beberapa teks pendek yang mendeskripsikan sifat orang, benda, dan binatang di kelas dan sekolah untuk kemudian membaca dengan ucapan dan tekanan kata yang benar Bertanya jawab tentang sifat beberapa benda di dalam dan sekitar rumah Membaca beberapa teks pendek tentang sifat orang, benda, binatang di dalam dan di sekitar rumah dan sekolah sekitarnya Bertanya jawab tentang sifat orang, benda, binatang terkenal Melakukan refleksi tentang proses dan hasil belajarnya | <p>Bahasa Inggris When English Rings The Bell, Kelas VII, Kemendikbud, Revisi Tahun 2013</p> <ul style="list-style-type: none"> Kamus Bahasa Inggris Pengalaman peserta didik dan guru |
| <p>4.5 Menyusun teks interaksi transaksional lisan dan tulis sangat pendek dan sederhana yang melibatkan tindakan memberi dan meminta informasi terkait sifat orang, binatang, dan benda, dengan memperhatikan fungsi sosial, struktur teks dan unsur kebahasaan yang benar dan sesuai konteks</p> | <p>Fungsi Sosial</p> <ul style="list-style-type: none"> Mendeskripsikan, mengidentifikasi, mengkritisi orang, binatang, dan benda tingkah laku/tindakan/fungsinya. <p>Struktur Teks</p> <ul style="list-style-type: none"> Memulai | <ul style="list-style-type: none"> Mengidentifikasi fungsi sosial, struktur teks, dan unsur kebahasaan dari percakapan terkait pekerjaan dan tindakan terkait Mengidentifikasi fungsi sosial, struktur teks, dan unsur kebahasaan dari percakapan terkait kebiasaan melakukan kegiatan | <ul style="list-style-type: none"> Religius Mandiri Gotong royong Kejujuran Kerja keras Percaya diri | <ul style="list-style-type: none"> Menyimak guru membacakan beberapa teks pendek kebiasaan yang dilakukan orang dan binatang yang terdapat di rumah, sekolah, dan sekitarnya, dan kemudian menirukannya kalimat-kalimat dengan | <p>20 JP</p> <ul style="list-style-type: none"> Buku Penunjang Kurikulum 2013 Mata Pelajaran Bahasa Inggris When English Rings The Bell, Kelas Lisan Tertulis Penugasan Unjukkerja Portofolio |
| <p>3.6 Mengidentifikasi fungsi sosial, struktur teks, dan unsur kebahasaan teks interaksi transaksional lisan dan tulis yang melibatkan tindakan memberi dan meminta informasi terkait dengan tingkah laku/tindakan/fungsi orang,</p> | <p>Fungsi Sosial</p> <ul style="list-style-type: none"> Mendeskripsikan, mengidentifikasi, mengkritisi orang, binatang, dan benda tingkah laku/tindakan/fungsinya. <p>Struktur Teks</p> <ul style="list-style-type: none"> Memulai | <ul style="list-style-type: none"> Mengidentifikasi fungsi sosial, struktur teks, dan unsur kebahasaan dari percakapan terkait tingkah laku dan kebiasaan binatang Mengidentifikasi fungsi sosial, struktur teks, dan unsur kebahasaan dari percakapan terkait fungsi beberapa benda | <ul style="list-style-type: none"> Kerja sama | <p>tata bahasa, ucapan dan tekanan kata yang benar</p> <ul style="list-style-type: none"> Didiktekan guru, peserta didik menulis teks-teks tersebut dengan tulis tangan, dengan ejaan dan tanda baca yang benar Membuat teks-teks pendek tentang kebiasaan yang dilakukan beberapa orang dan binatang yang sangat dikenal Bertanya jawab tentang isi teks yang telah ditulis dengan kelompok lain. Melakukan refleksi tentang proses dan hasil belajarnya | <p>VII, Kemendikbud, Revisi Tahun 2013</p> <ul style="list-style-type: none"> Kamus Bahasa Inggris Pengalaman peserta didik dan guru |
| <p>binatang, benda, sesuai dengan konteks penggunaannya. (Perhatikan unsur kebahasaan kalimat declarative, interrogative, simple present tense)</p> | <ul style="list-style-type: none"> Menanggapi (diharapkan/di luar dugaan) <p>Unsur Kebahasaan</p> <ul style="list-style-type: none"> Pernyataan dan pertanyaan terkait tingkah laku/tindakan/ fungsi orang, binatang, benda. Kalimat deklaratif (positif dan negatif) dalam simple present tense. Kalimat interogative: Yes/No question; Why-question. Ucapan, tekanan kata, intonasi, ejaan, tanda baca, dan tulisan tangan. <p>Topik</p> <ul style="list-style-type: none"> Tingkah laku/tindakan/fungsi orang, binatang, benda, yang terdapat di rumah, sekolah, dan lingkungan sekitar peserta didik yang dapat memunculkan perilaku yang termuat di KI. | <ul style="list-style-type: none"> Mengidentifikasi fungsi sosial, struktur teks, dan unsur kebahasaan dari percakapan terkait pekerjaan dan tindakan terkait Mengidentifikasi fungsi sosial, struktur teks, dan unsur kebahasaan dari percakapan terkait fungsi beberapa benda | <ul style="list-style-type: none"> Kerja sama | <p>tata bahasa, ucapan dan tekanan kata yang benar</p> <ul style="list-style-type: none"> Didiktekan guru, peserta didik menulis teks-teks tersebut dengan tulis tangan, dengan ejaan dan tanda baca yang benar Membuat teks-teks pendek tentang kebiasaan yang dilakukan beberapa orang dan binatang yang sangat dikenal Bertanya jawab tentang isi teks yang telah ditulis dengan kelompok lain. Melakukan refleksi tentang proses dan hasil belajarnya | <p>VII, Kemendikbud, Revisi Tahun 2013</p> <ul style="list-style-type: none"> Kamus Bahasa Inggris Pengalaman peserta didik dan guru |
| <p>4.6 Menyusun teks interaksi transaksional lisan dan tulis sangat pendek dan sederhana yang melibatkan tindakan memberi dan meminta informasi terkait tingkah laku/tindakan/fungsi orang, binatang, dan benda, dengan fungsi sosial, struktur teks, dan unsur kebahasaan yang benar dan sesuai konteks</p> | <p>Fungsi Sosial</p> <ul style="list-style-type: none"> Mendeskripsikan, mengidentifikasi, mengkritisi orang, binatang, dan benda tingkah laku/tindakan/fungsinya. <p>Struktur Teks</p> <ul style="list-style-type: none"> Memulai | <ul style="list-style-type: none"> Melakukan percakapan tentang pekerjaan dan tindakan terkait Menyebutkan kembali pertanyaan dan pernyataan para tokoh tentang pekerjaan dan tindakan terkait Menyebutkan pekerjaan orang tua (bapak dan ibu) 5 orang teman sekelas Mempresentasikan informasi tentang pekerjaan orang tua (bapak dan ibu) lima orang teman sekelas Melakukan percakapan tentang kebiasaan melakukan kegiatan Menyebutkan kembali pernyataan para tokoh tentang kebiasaan melakukan kegiatan Mempresentasikan informasi tentang pekerjaan orang tua (bapak dan ibu) lima orang temannya Melakukan percakapan mengenai tingkah laku dan kebiasaan binatang Menyebutkan kembali pernyataan para tokoh tentang tingkah laku dan kebiasaan binatang Menyebutkan kebiasaan/tingkah laku binatang peliharaan yang sesungguhnya ada di sekitar yang pernah dilihat Melakukan percakapan tentang fungsi beberapa benda Menyebutkan fungsi benda-benda yang sesungguhnya ada di dalam kelas masing-masing | <ul style="list-style-type: none"> Kerja sama | <p>tata bahasa, ucapan dan tekanan kata yang benar</p> <ul style="list-style-type: none"> Didiktekan guru, peserta didik menulis teks-teks tersebut dengan tulis tangan, dengan ejaan dan tanda baca yang benar Membuat teks-teks pendek tentang kebiasaan yang dilakukan beberapa orang dan binatang yang sangat dikenal Bertanya jawab tentang isi teks yang telah ditulis dengan kelompok lain. Melakukan refleksi tentang proses dan hasil belajarnya | <p>VII, Kemendikbud, Revisi Tahun 2013</p> <ul style="list-style-type: none"> Kamus Bahasa Inggris Pengalaman peserta didik dan guru |

| | | | | | | | | |
|-------|--|---|---|--|---|-------|---|--|
| | | <ul style="list-style-type: none"> Menyebutkan fungsi benda-benda yang sebenarnya ada di rumah masing-masing Melakukan percakapan mengenai fungsi benda dan kebiasaan binatang Menyebutkan kembali pernyataan para tokoh mengenai fungsi benda dan kebiasaan binatang | | | | | | |
| 3.7 | Membandingkan fungsi sosial, struktur teks, dan unsur kebahasaan beberapa teks deskriptif lisan dan tulis dengan memberi dan meminta informasi terkait dengan deskripsi orang, binatang, dan benda, sangat pendek dan sederhana, sesuai dengan konteks penggunaannya | <p>Fungsi Sosial</p> <ul style="list-style-type: none"> Mendeskripsikan, mengemukakan, memuji, mengidentifikasi, mengkritik. <p>Struktur Teks</p> <ul style="list-style-type: none"> Identifikasi (sama keseluruhan dan bagian) Sifat yang menjadi penciriannya. Fungsi, perilaku, manfaat, tindakan, kebiasaan yang menjadi penciri orang, binatang, atau benda yang dibicarakan. <p>Unsur Kebahasaan</p> <ul style="list-style-type: none"> Kalimat deklaratif (positif dan negatif), dan interrogative (Yes/No question, Wh-question), dalam simple present tense. Nomina singular dan plural dengan atau tanpa a, the, this, those, my, their, etc. Ucapan, tekanan kata, intonasi, ejaan, tanda baca, dan tulisan tangan. <p>Topik</p> <ul style="list-style-type: none"> Tingkah laku/tindakan/ fungsi orang, binatang, benda, yang terdapat di rumah, sekolah, dan | <ul style="list-style-type: none"> Mengidentifikasi fungsi sosial dan unsur kebahasaan dari ungkapan menyatakan dan menanyakan tentang deskripsi orang, binatang, dan benda, pendek dan sederhana, sesuai konteks Menyebutkan menyatakan dan menanyakan tentang deskripsi orang, binatang, dan benda, pendek dan sederhana, sesuai konteks Menangkap makna secara kontekstual terkait fungsi sosial, struktur teks, dan unsur kebahasaan teks deskriptif lisan dan tulis, sangat pendek dan sederhana, terkait orang, binatang, dan benda Menyusun teks deskriptif lisan dan tulis, sangat pendek dan sederhana, terkait orang, binatang, dan benda, dengan memperhatikan fungsi sosial, struktur teks, dan unsur kebahasaan, secara benar dan sesuai konteks Memilih teks tulis sederhana tentang deskripsi orang, binatang, dan benda, pendek dan sederhana sesuai konteks Memilih teks tulis sederhana tentang orang, binatang, dan benda, dengan memperhatikan fungsi | <ul style="list-style-type: none"> Religius Mandiri Gotong royong Kejujuran Kerja keras Percaya diri Kerja sama | <ul style="list-style-type: none"> Membaca beberapa teks deskriptif tentang sekolah termasuk benda-benda dan binatang-binatang yang ada yang disertai foto atau gambar yang menarik Bertanya tentang informasi yang terkait di dalam teks tersebut. Menggunakan alat analisis (tabel atau bagan <i>mind-map</i>) untuk mempelajari sistematika deskripsi yang diterapkan Mengamati suatu benda/binatang/orang yang sangat dikenal, untuk mengumpulkan data tentang jumlah, sifat, perilaku, dll. Untuk mengkritik/ menyatakan kekaguman/ mempromosikan Dalam kelompok membuat proyek kecil: dengan bantuan <i>mind-map</i>, membuat teks deskripsi tentang kota atau desa yang untuk mempromosikan Memperlihatkan teks di dinding kelas dan bertanya jawab dengan pembaca (siswa lain, guru) yang datang membacanya | 24 JP | <ul style="list-style-type: none"> Buku Penunjang Kurikulum 2013 Mata Pelajaran Bahasa Inggris When English Rings The Bell, Kelas VII, Kemendikbud, Revisi Tahun 2013 Kamus Bahasa Inggris Pengalaman peserta didik dan guru | <ul style="list-style-type: none"> Lisan Tertulis Penugasan Unjukkerja Portofolio |
| 4.7 | Teks deskriptif | | | | | | | |
| 4.7.1 | Menangkap makna secara kontekstual terkait fungsi sosial, struktur teks, dan unsur kebahasaan teks deskriptif lisan dan tulis, sangat pendek dan sederhana, terkait orang, binatang, dan benda | | | | | | | |
| 4.7.2 | Menyusun teks deskriptif lisan dan tulis, sangat pendek | | | | | | | |

| | | | | | | | | |
|-----|---|---|---|--|--|------|---|--|
| | dan sederhana, terkait orang, binatang, dan benda, dengan memperhatikan fungsi sosial, struktur teks, dan unsur kebahasaan, secara benar dan sesuai konteks | lingkungan sekitar peserta didik yang dapat memunculkan perilaku yang teramat di KI. | sosial, struktur teks, dan unsur kebahasaan yang benar dan sesuai konteks. | | Melakukan refleksi tentang proses dan hasil belajarnya | | | |
| 3.8 | Menafsirkan fungsi sosial dan unsur kebahasaan dalam lirik lagu terkait kehidupan remaja SMP/MTs | <p>Fungsi Sosial</p> <ul style="list-style-type: none"> Mengembangkan nilai-nilai kehidupan dan karakter yang positif. <p>Unsur Kebahasaan</p> <ul style="list-style-type: none"> Kosakata dan tata bahasa dalam lirik lagu Ucapan, tekanan kata, intonasi, ejaan, tanda baca, dan tulisan tangan <p>Topik</p> <ul style="list-style-type: none"> Hal-hal yang dapat memberikan keteladanan dan memunculkan perilaku yang teramat di KI. | <ul style="list-style-type: none"> Mengidentifikasi fungsi sosial dan memahami pesan moral lagu dan menghargai lagu sebagai karya Seni sesuai konteks Merespon teks pesan dan memahami pesan moral lagu dan menghargai lagu sebagai karya Seni sesuai konteks Menyebutkan teks pesan dan memahami pesan moral lagu dan menghargai lagu sebagai karya Seni sesuai konteks. Menulis makna teks lagu dan Menangkap makna lagu. | <ul style="list-style-type: none"> Religius Mandiri Gotong royong Kejujuran Kerja keras Percaya diri Kerja sama | <ul style="list-style-type: none"> Membaca, menyimak, dan menirukan lirik lagu secara lisan. Menanyakan hal-hal yang tidak diketahui atau berbeda Menyebutkan pesan yang terkait dengan bagian-bagian tertentu Melakukan refleksi tentang proses dan hasil belajarnya. | 4 JP | <ul style="list-style-type: none"> Buku Penunjang Kurikulum 2013 Mata Pelajaran Bahasa Inggris When English Rings The Bell, Kelas VII, Kemendikbud, Revisi Tahun 2013 Kamus Bahasa Inggris Pengalaman peserta didik dan guru | <ul style="list-style-type: none"> Lisan Tertulis Penugasan Unjukkerja Portofolio |
| 4.8 | Menangkap makna secara kontekstual terkait dengan fungsi sosial dan unsur kebahasaan lirik lagu terkait kehidupan remaja SMP/MTs | | | | | | | |

Mengetahui,
Kepala Sekolah

NIP

..... 20

Guru Mata Pelajaran

NIP

Appendix XIV: Students' Scores

| NO | NAME | TOTAL CORRECT ANSWERS | PRE-TEST | TOTAL CORRECT ANSWERS | POST-TEST 1 | TOTAL CORRECT ANSWERS | POST-TEST 2 |
|----|-------------------------------|-----------------------|---------------|----------------------------|-------------|----------------------------|-------------|
| 1 | Ajeng Arcita Firyael | 25 | 62,5 | 21 | 52,5 | 34 | 85 |
| 2 | Alvin Rafifah Hapsari | 23 | 57,5 | 27 | 67,5 | 40 | 100 |
| 3 | Alvaren Lako Daffarul | 11 | 27,5 | 34 | 85 | 39 | 97,5 |
| 4 | Aurelia Tabirha Saputri Zain | 24 | 60 | 35 | 87,5 | 40 | 100 |
| 5 | Azka Fatma Zahra | 25 | 62,5 | 25 | 62,5 | 35 | 87,5 |
| 6 | Dinda Rahma Anisa | 24 | 60 | 36 | 90 | 40 | 100 |
| 7 | Erena Putri Maharani | 10 | 25 | 23 | 57,5 | 37 | 92,5 |
| 8 | Farah Nabila Alinda Saraswati | 13 | 32,5 | 20 | 50 | 26 | 65 |
| 9 | Faraiza Nur Afifa | 21 | 52,5 | 37 | 92,5 | 39 | 97,5 |
| 10 | Fia Anikha Harahap | 29 | 72,5 | 32 | 80 | 40 | 100 |
| 11 | Kendra Syih Kalula Atia | 28 | 70 | 38 | 95 | 37 | 92,5 |
| 12 | Khansa Abina Fawziya | 30 | 75 | 35 | 87,5 | 37 | 92,5 |
| 13 | M. Rayhan Paganjara | 37 | 92,5 | 37 | 92,5 | 40 | 100 |
| 14 | Muhammad Dzaki Rajab Al Dihan | 30 | 75 | 23 | 57,5 | 40 | 100 |
| 15 | Najwa Nafisah Az Zahra | 13 | 32,5 | 25 | 62,5 | 34 | 85 |
| 16 | Nesya Tesah Safitri | 16 | 40 | 32 | 80 | 29 | 72,5 |
| 17 | Neva Aikho Nazhimah | 17 | 42,5 | 25 | 62,5 | 39 | 97,5 |
| 18 | Revanzaki Danuswara Erlan | 38 | 95 | 35 | 87,5 | 40 | 100 |
| 19 | Sahna A Syira | 28 | 70 | 38 | 95 | 40 | 100 |
| 20 | Shafira Zahra Putri Almadie | 31 | 77,5 | 38 | 95 | 40 | 100 |
| | AVERAGE | | 1182,5 | | 1540 | | 1865 |
| | CRITERIA OF SUCCESS | | 25% | CRITERIA OF SUCCESS | 60% | CRITERIA OF SUCCESS | 90% |

Description:
YELLOW: SUCCEED 18 STUDENTS
RED: FAILED 2 STUDENTS

Appendix XV: Consultation Schedules and Notes

CONSULTATION NOTES

ADVISOR OF CONTENTS AND RESEARCH METHODS

NAME OF ADVISOR: **Dr. Raida Asfihana, M.Pd**

| Day/Date | Notes | Signature |
|--|---|-----------|
| Friday, 22 April 2022 (Google Meet) | 1) Consulting about the next steps to collect the data including the instrument needed | |
| Friday, 13 May 2022 (WhatsApp) | 1) Consulting about the questions of the pre-test 2) Informing the first speech video used for the firsts cycle | |
| Saturday, 14 May 2022 (WhatsApp) | 1) Giving feedback towards the pre-test questions 2) Giving interview guidelines | |
| Tuesday, 17 May 2022 (WhatsApp) | 1) Asking feedback towards the interview questions for the teacher and the students | |
| Tuesday, 19 July 2022 (WhatsApp) | 1) Asking several important questions towards collecting the data before conducting the research | |
| Wednesday, 3 August 2022 (WhatsApp) | 1) Consulting about the preparation of making the lesson plan needed to collect the data | |
| Saturday, 6 August 2022 (WhatsApp) | 1) Asking the format of lesson plan for other observer | |
| Wednesday, 10 August 2022 (Google Meet) | 1) Consulting about the materials, lesson plan, and other important things to collect the data of the research | |
| Friday, 19 August 2022 (WhatsApp) | 1) Asking feedback towards the post-test 1 questions | |
| Wednesday, 14 September 2022 (Offline) | 1) Asking feedback towards the report of the pre-test, meeting 1, meeting 2 and post-test 1 2) Asking feedback and advice towards the next cycle 3) Informing all the things related to the research that has been done | |
| Monday, 20 September 2022 (WhatsApp) | 1) Asking feedback towards the schedules of the cycle-2 | |
| Wednesday, 22 September 2022 (WhatsApp) | 1) Consulting about the research populations 2) Consulting about publishing the research 3) Managing an offline consultation schedule | |
| Friday, 23 September 2022 (WhatsApp) | 1) Asking feedback towards the chapter IV in the next consultation schedule | |

| | | |
|---|---|--|
| Wednesday, 28 September 2022 (Offline) | 1) Consulting about the Chapter IV 2) Consulting about the exact number of populations 3) Consulting about some other important points | |
| Tuesday, 4 October 2022 (WhatsApp) | 1) Asking her to check the plagiarism of the thesis | |
| Thursday, 6 October 2022 (WhatsApp) | 1) Consulting about journal publication | |
| Monday, 10 October 2022 (WhatsApp) | 1) Consulting about journal publication | |
| Sunday, 16 October 2022 (WhatsApp) | 1) Giving a PDF paper about the theory of CAR | |
| Friday, 28 October 2022 (WhatsApp) | 1) Consulting about journal publication | |
| Monday, 21 November 2022 (WhatsApp) | 1) Consulting about the progress of the thesis 2) Changing the format of the writing to get better 3) Giving more obvious findings to answer the RQ | |
| Thursday, 11 August 2022 (WhatsApp) | 1) Asking the revision progress of the thesis 2) Asking feedback about the question | |
| Monday, 28 November 2022 (WhatsApp) | 1) Asking the correct title of the thesis 2) Giving a book reference | |
| Tuesday, 29 November 2022 (WhatsApp) | 1) Asking to make a matrix for the TDC and Instruments 2) Asking feedback and advice | |
| Wednesday, 30 November 2022 (WhatsApp) | 1) Giving revisions about the thesis, including the grammarly, citation, references, and so on | |
| Thursday, 1 December 2022 (WhatsApp) | 1) Sending the matrix and asking feedback 2) Telling to get the theory of the data analysis | |
| Tuesday, 6 December 2022 (Offline) | 1) Asking approval 2) Asking feedback for the thesis | |
| Wednesday, 7 December 2022 (WhatsApp) | 1) Asking to fix the Chapter 1 | |

CONSULTATION NOTES

ADVISOR OF LANGUAGE WRITING TECHNIQUES

NAME OF ADVISOR: **Affah Linda Sari, M.Pd**

| Day/Date | Notes | Signature |
|--|--|-----------|
| Friday, 13 May 2022 (WhatsApp) | 1) Consulting about the questions of the pre-test 2) Informing the first speech video used for the firsts cycle | |
| Friday, 10 May, 2022 (Offline & WhatsApp) | 1) Consulting about the title of the research 2) Consulting about the interview and pre-test questions | |
| Friday, 20 May 2022 (WhatsApp) | 1) Consulting about the revision of the pre-test questions | |
| Thursday, 30 June, 2022 (WhatsApp) | 1) Asking signature for a research letter | |
| Thursday, 11 August 2022 (Offline) | 1) Asking feedback towards the plans of the cycle 1 of the research | |
| Friday, 19 August 2022 (Offline) | 1) Consulting about the questions of post-test 1 | |
| Friday, 16 September 2022 (Offline) | 1) Asking feedback towards the report of the pre-test, meeting 1, meeting 2 and post-test 1 2) Asking feedback and advice towards the next cycle 3) Consulting about the way to make a chart | |
| Monday, 5 December, 2022 (Offline) | 1) Asking feedback about the thesis, such as the way to write the table of contents, the abstracts, the references, and so forth. | |
| Tuesday, 6 December 2022 (Offline) | 1) Asking approval | |