

## CHAPTER IV

### FINDINGS AND DISCUSSION

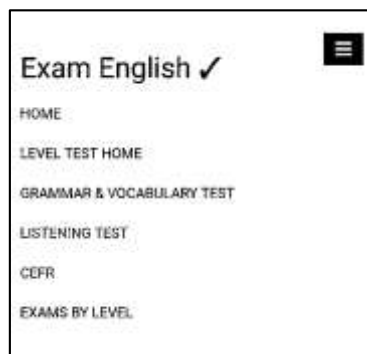
#### A. Findings

As the researcher mentioned in the research objectives, this study aims to collect and analyze various digital resources that can help students to improve grammar in the TOEFL. This chapter presents the research results which are divided into two parts, namely Findings and Discussion. Materials that were conceptualized and created digitally, or that were converted from an analog format to a digital one, are known as digital resources.

##### 1. Website

Nowadays, there are many websites that can be used as learning materials for all levels. The researchers found there are several websites that have interesting content. The website is very easy to use.

##### a. Examenglish.com



*Figure 4.1. Home Page of ExamEnglish*

Exam English is a very useful website for those who want to learn English, especially grammar/vocabulary. Stephen Chadwick, a competent software developer and ESL examiner, oversees the website. He started this website in 2021.

As the name implies, ExamEnglish, this website only provides English questions that can be used to test and improve English language skills. This website aims to provide quality practice questions for ESL students. Before taking the test, visitors to this website usually should do test questions to determine their language level. Below, the researcher will describe the level referred to by the ExamEnglish website along with the topics and examples of the questions.

1) A1 Grammar

A1 is the lowest level, there are several topics and question that must be mastered at this level:

a) To Be

<p>1. Which word completes the sentence? You ___ very hungry!</p> <p><input type="radio"/> is</p> <p><input type="radio"/> are</p> <p><input type="radio"/> am</p>
--

*Figure 4.1.1. Example of A1 Level in ExamEnglish*

b) Here, There

1. Which question is correct?

John is here today?

John he is here today?

Is John here today?

*Figure 4.1.2. Example of A1 Level in ExamEnglish*

c) Like + ing

1. (take)

Do you mind  Tom to school today?

*Figure 4.1.3. Example of A1 Level in ExamEnglish*

d) Possesive 's

1. Which sentence is correct?

That's Bobs car.

That's Bob's car.

That's Bobs' car.

*Figure 4.1.4. Example of A1 Level in ExamEnglish*

## e) Present Simple

1. Where can you write **lives**?

I \_\_\_ near Birmingham.

Alice and Emma \_\_\_ in Ireland.

My aunt \_\_\_ in Scotland.

*Figure 4.1.5. Example of A1 Level in ExamEnglish*

## f) This/That/Those

1. Which word **CANNOT** complete the sentence?  
\_\_\_ is my friend, Tom.

These

That

This

*Figure 4.1.6. Example of A1 Level in ExamEnglish*

## 2) A2 Grammar

This is the next level, the topics discussed are not much different, but with a more difficult level. Below are some of the topics covered at this level:

## a) Article

1. Which words complete the sentence?  
*There are two new students in my class, \_\_\_  
 boy and \_\_\_ girl.*

the / the

a / a

You don't need a word in the spaces

*Figure 4.1.7. Example of A2 Level in ExamEnglish*

## b) Adverbs – Describing Verbs

1. Which sentence is NOT correct?

The boys slept heavily.

They ran quickly.

We worked hardly.

*Figure 4.1.8. Example of A2 Level in ExamEnglish*

## c) Adverbial Phrases

1. Which word CANNOT go in the space?  
*We went shopping and \_\_\_ we went to a  
 café and had a cup of coffee.*

then

afterwards

after

*Figure 4.1.9. Example of A1 Level in ExamEnglish*

## d) Modals

1. Which sentence is correct?

We should to leave soon.

We should leaving soon.

We should leave soon.

*Figure 4.1.10. Example of A1 Level in ExamEnglish*

## e) Comparative Adjectives

1. What is the comparative form of *great*?

more great

greatier

greater

*Figure 4.1.11. Example of A1 Level in ExamEnglish*

## f) First Conditional

1. Which words fill the space?

***If you \_\_\_\_ careful, you will have an accident.***

aren't

won't be

won't

*Figure 4.1.12. Example of A1 Level in ExamEnglish*

## g) Gerunds &amp; Infinitives

1. In which sentence can you write: **having**?

I stopped work \_\_\_ a cup of coffee.

\_\_\_ children will change your life.

Fiona decided \_\_\_ a shower after dinner.

Figure 4.1.13. Example of A1 Level in ExamEnglish

## h) Going to/Have to

1. Which word goes in the space?  
**Simon and Emma \_\_\_ going to get married.**

don't

isn't

aren't

Figure 4.1.14. Example of A1 Level in ExamEnglish

## i) How Questions

1. Which word goes in the space?  
**How \_\_\_ is your Dad?**

tall

much

old

Figure 4.1.15. Example of A1 Level in ExamEnglish

## j) Tenses (Past&amp;Present)

**1. Which word CANNOT go in the space?**  
**\_\_\_ were talking loudly when the teacher came into the room.**

He  
 They  
 We

*Figure 4.1.16. Example of A1 Level in ExamEnglish*

## k) Phrasal Verbs (Inseparable/Separable)

**1. Which word goes in all these spaces?**  
*I always \_\_\_ up early.*  
*I \_\_\_ on well with Hannah.*  
*I \_\_\_ to work at 9.00*

look  
 get  
 make

*Figure 4.1.17. Example of A1 Level in ExamEnglish*

## 3) B1 Grammar

Some of the topics discussed in this level:



## a) Alternative Comparison

1. Which word completes the sentence?  
*The car went as fast \_\_\_ a bullet.*

than  
 as  
 like

Figure 4.1.18. Example of A1 Level in ExamEnglish

## b) Both/Either/Neither

1. Complete this sentence.  
*Do \_\_\_ of you have any money I can borrow?*

either  
 both  
 neither

Figure 4.1.19. Example of A1 Level in ExamEnglish

## c) Conditional

1. Complete the question.  
*What would you do if there \_\_\_ an earthquake?*

would be  
 were  
 could be

Figure 4.1.20. Example of A1 Level in ExamEnglish

## d) Prepositions of place and time

1. Which sentence is NOT correct?

He lives in Park Street.

He works in the first floor.

He works in the city centre.

Figure 4.1.21. Example of A1 Level in ExamEnglish

## e) Modals

1. Which word best fits in the space?  
*We \_\_\_ either eat at a pub, or at a restaurant. What would you like to do?*

must

could

don't have to

Figure 4.1.22. Example of A1 Level in ExamEnglish

## f) Passives

1. Which word completes the sentence?  
*The equipment \_\_\_ delivered tomorrow afternoon.*

will be

will

will been

Figure 4.1.23. Example of A1 Level in ExamEnglish

## 4) B2 Grammar

This is the highest level according to ExamEnglish. The topics are:

## a) Future Perfect/Future Perfect Continuous

1. Choose the correct tense.  
**Sorry, Jake, I \_\_\_ late tomorrow, I'm afraid.**

'll have been

'll be

'll be being

*Figure 4.1.24. Example of A1 Level in ExamEnglish*

## b) Mixed Conditionals

1. Choose the sentence with the meaning below.  
**James is always lazy. He failed a test last week.**

If you weren't so lazy, you would pass that test.

If you hadn't been so lazy, you would pass that test.

If you weren't so lazy, you would have passed that test.

*Figure 4.1.25. Example of A1 Level in ExamEnglish*

## c) Relative Clauses (Defining/Undefined)

1. Which word goes in the space?  
*The mountain \_\_\_ we climbed yesterday  
was the highest mountain in Britain!*

what  
 where  
 which

*Figure 4.1.26. Example of A1 Level in ExamEnglish*

## d) Will/Going to

1. Which sentence is best?

I think this machine isn't going to work.  
 I think this machine won't work.  
 I don't think this machine will work.

*Figure 4.1.27. Example of A1 Level in ExamEnglish*

## e) Used to/Would

1. Which sentence is NOT correct?

We would go swimming every Friday.  
 My grandmother would have long, fair hair.  
 We would go to the zoo every summer.

*Figure 4.1.28. Example of A1 Level in ExamEnglish*

f) Wish/If only

1. Which word completes the sentence?  
**I wish I \_\_\_\_ come to the zoo with you next weekend, but I'm going to be busy.**

could

had

will

*Figure 4.1.29. Example of A1 Level in ExamEnglish*

From all observations of researchers, this website is very useful. Anyone can access it easily and for free. In addition, the material offered is very complete.

b. GrammarBank.com



*Figure 4.2. Home Page of GrammarBank.com*

GrammarBank.com is a very complete website. Not only discussing Grammar but also Reading and Vocabulary. In addition, this website also provides material for beginners and children. From

the looks of it, the GrammarBank.com website is very easy to use. The GrammarBank.com website also provides material in PDF form, so that users can download it for free. Even for children, this website also provides materials that can help children develop their language skills

This website provides grammar lessons, grammar exercises, and also grammar quizzes.

#### 1) Grammar Lesson

There are more than 25 grammar topics discussed in this section. Starting from the basic discussion to the core discussion. One of the materials or topics discussed are adjectives, adverbs, articles, auxiliary verbs, causatives, conjunctions, and so on.

Grammar Terms	Detailed Explanations	Quick Examples
adjectives	<a href="#">Adjectives</a>	<b>free</b> grammar lessons
adverbs	<a href="#">Adverbs</a>	Drive <b>slowly</b>
adjectives vs adverbs	<a href="#">Adjectives vs Adverbs</a>	Good vs Well
a / an / the Articles	<a href="#">Articles</a>	<b>a</b> test, <b>an</b> exam, <b>the</b> test you took yesterday
Auxiliary Verbs	<a href="#">Auxiliary Verbs</a>	Learning English <b>will</b> be free.

*Figure 4.2.1 Table material in GrammarBank.com*

## 2) Grammar Exercises

In this section, this website provides practice questions in accordance with the material discussed. In this section, visitors can see the results of the score immediately. But unfortunately there is no discussion on each practice question.

1. That pitbull looks <input type="text" value="angry"/> . (angry)
2. She spoke <input type="text" value="quiet"/> . (quiet)
3. Erica listened to her mother <input type="text" value="carefully"/> . (careful)

*Figure 4.2.2 Example of Grammar Exercises*

## 3) Grammar Quizzes

This section is the same as the Grammar Exercises section, both have 10 questions, and visitors can also see their scores immediately.

1. Supposedly, digital voice discs, or DVDs as they are called, are --- resistant to scratching --- records.  <input type="radio"/> A) much / than <input type="radio"/> B) so / as <input type="radio"/> C) such / that <input type="radio"/> D) far more / than <input type="radio"/> E) many more / that
---

*Figure 4.2.3 Example of Grammar Quizzes*

## 2. Youtube Channel

YouTube is a website or application that allows users to upload, listen to, and watch processed videos that have been shared by someone or community. It has over a billion users, accounting for nearly a third of all internet users, and people watch hundreds of millions of hours of video on YouTube every day, earning billions of views.

The content on YouTube is not only made by individual creators, but also companies or communities. This application provides a lot of content that can be accessed free of charge by its users, such as content on beauty, sports, music, general knowledge, politic and education.


In terms of education, YouTube can be used as a learning media. This not only helps teachers to find their teaching materials, but also makes it easier for students to find out more about their learning materials. One of the learning materials is about language, especially English.

In Indonesia, English is one of the most important languages to learn, many universities or companies make English proficiency as a requirement. For this reason, they have to pass the toefl first to know their english skills. One aspect that must be mastered when taking the TOEFL is structure (grammar).

Based on this obervation, the researcher found that there are lots of YouTube channels that provide TOEFL material to help us improve our English skills, especially in Grammar (Structure):



## a. BenPinter



*Figure 4.3. Home view of BenPinter Youtube Channel*

BenPinter is an online course, but it also has youtube channel. This channel merged on February 11, 2016, but their first video was uploaded one year after the creation of the channel. BenPinter currently has 183k subscribers with 128 videos. The number of views has reached 6,683,571 impression.

BenPinter provides free English content or material. It is one of the youtube channels that provides material not just for learning TOEFL, but also TOIEC and IELTS. The videos that will help you learn English on this channel are presented with simple visualizations that make it easier for you to understand the material.

BenPinter does not only focus on discussing the material, but also provides examples of practice questions with discussion. The

researcher will explain some of the video that the researcher took as material analysis below:

1) Structure/grammar material

There is a lot of discussion about structure and grammar material on this channel, starting from problems that are often encountered in the form of verbs, parts of speech, tenses, and others.

a. Grammar/Structure in TOEFL

There are many videos uploaded by BenPinter relating to the discussion of structure in the TOEFL.

1. Problems with the Form of the Verb

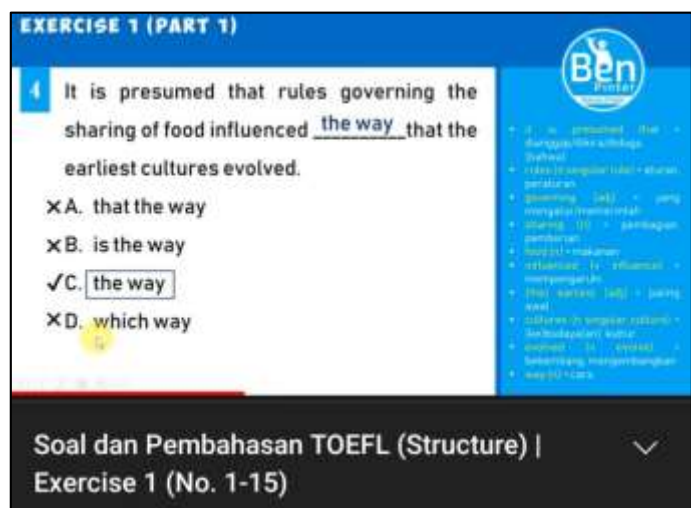
One of the videos is titled “Problems with the Form of the Verb (*Soal dan Pembahasan TOEFL*)”. This video was uploaded on May 24, 2017. It has 697 likes and has 20,852 views.

In this video, BenPinter explains about Verb material that often appears in the TOEFL. It also gives some examples of verb forms. it also provides a way for the viewer to better understand how to determine the appropriate verb form, that is: 1) check what comes after *have*; 2) Check what comes after *be*; and 3) check what comes after *will*, *would*, and other modals.

BenPinter also provides examples of questions and explanations. From the example question above, the correct answer is B (moving), because the previous word is had, it means that the correct verb is the past participle or V3, namely moved.

## 2. Exercise and Explanation

BenPinter created a special playlist for viewers who want to improve their grammar/structure skills through practice questions. This playlist contains 16 videos, with each video discussing 10-15 questions, BenPinter also explains the answers to each question.



*Figure 4.3.1 Video of Question Example by BenPinter Youtube Channel*

There is one example of a structure practice problem discussed by BenPinter. Based on the video, the correct answer is (C) The way, because after the verb influenced it is followed by a noun which is explained by the adjective clause in the next sentence.

b. Grammar in General

In this section, BenPinter also explains grammar material in general, not only for those who want to take the TOEFL.

1. Part of Speech



Figure 4.3.2. Video Grammar material by BenPinter

Youtube Channel

Part of speech is very important to learn for those who want to master English grammar. Without understanding the part of speech, it will be difficult for us to analyze sentence structure or make English sentences with the correct structure. Therefore, BenPinter addresses this topic. Part of speech has many kinds. Each video only discusses one type of Part of speech.

The first video that BenPinter uploaded about part of speech was on September 13, 2020. This video already has 16,000 likes and 40,701 views. This video is presented using an interesting video presentation, and with a duration of approximately 10-15 minutes.

BenPinter in his video explains that there are different references regarding parts of speech. But he explained that there are 9 kinds that he will discuss, namely nouns, pronouns, adjectives, verbs, adverbs, prepositions, conjunctions, interjections, and determiners.

## 2. Tenses

**POLA TENSES - VERBAL**

**1 SUBJECT I**

**PRESENT**

- 1) You speak English.
- 2) You are speaking English.
- 3) You have spoken English.
- 4) You have been speaking English.

1) Verb 1  
2) Verb-ing  
3) verb 3  
4) verb-ing

**PAST**

- 1) You spoke English.
- 2) You were speaking English.
- 3) You had spoken English.
- 4) You had been speaking English.

1) Verb 2  
2) Verb-ing  
3) verb 3  
4) verb-ing

**FUTURE**

- 1) You will speak English.
- 2) You will be speaking English.
- 3) You will have spoken English.
- 4) You will have been speaking English.

1) Verbbase  
2) Verb-ing  
3) verb 3  
4) verb-ing

**ASPECT**

- 1) Simple
- 2) Continuous
- 3) Perfect
- 4) Perfect Continuous

**VERB**

- verb base
- verb 1
- verb 2
- verb 3
- verb-ing

**VERB USE**

- verb base & simple future
- verb 1 & simple present
- verb 2 & simple past
- verb 3 & perfect
- verb-ing & continuous

**CHARACTERISTICS**

- Continuous & V-ing
- Perfect & V-ing
- V-3
- Future & V-ll

**Cara Mudah Belajar Tenses (Bahasa Inggris)**  
- Lengkap, Cepat Dipahami, Disertai Ilustrasi ...

1,1 jt x ditonton · 3 tahun yang lalu #BelajarBahasaInggris #Tenses #BahasaInggris

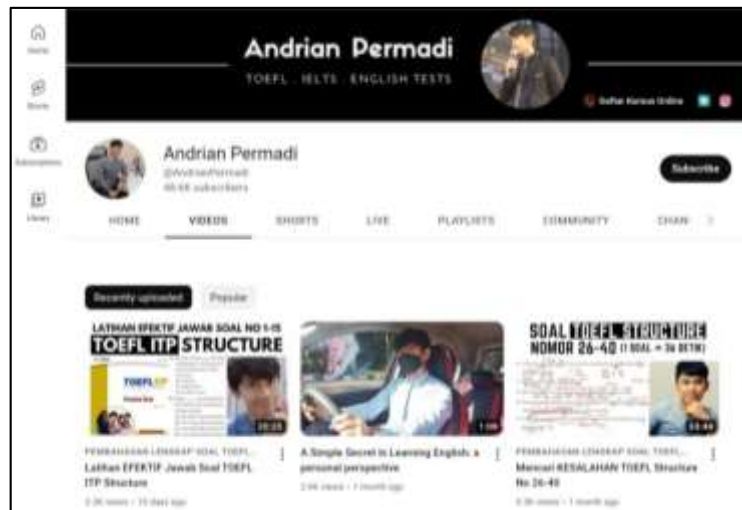
*Figure 4.3.3. Video of Grammar material by BenPinter Youtube Channel*

Tenses is a very long discussion. BenPinter discusses Tenses in a video entitled "Easy Ways to Learn Tenses (English)" with a long duration of 1 hour. This video was uploaded by BenPinter on January 31, 2019. It already has 44,000 likes and 1,150,794 views.

In this video, BenPinter explains in great detail all tenses, starting from their meaning, types, patterns, and their use in illustration form. BenPinter adds funny animations so that the audience doesn't feel bored

watching it and makes it easier for the audience to understand the explanations.

b. Andrian Permadi



*Figure 4.4.1. Home view of Andrian Permadi Youtube Channel*

Andrian Permadi is a YouTuber who has very interesting contents. He has taught English at universities, government agencies, private companies and other institutions for more than 10 years. He joined YouTube on 2nd June, 2020. Currently his channel has 48.2k subscribers with 2,313,285 views. He has already posted 144 videos on his youtube channel. This channel is about learning English and also contains tips for answering TOEFL questions.

In discussing grammar/structure, Andrian focuses more on examples of questions and their discussion. There are around 30 videos on the channel discussing the TOEFL structure with various

durations. All videos about grammar/structure are in the playlist "Complete Discussion of TOEFL Structure Questions"

#### 1) Grammar/Structure

In grammar/structure material related to TOEFL, Andrian Permadi only provides TOEFL questions and then discusses the answers one by one. However, he makes two kinds of videos, in Indonesian and in English. Each video discusses approximately 15 questions.

One of the uploaded videos is titled "*Pembahasan 15 Soal TOEFL Structure: Written Expression*". This video was uploaded on June 25, 2021. It already has 205 likes and 5,797 views. The duration of each video is quite long, which is around 20 minutes - 1 hours.

In this video, he discusses 15 questions about the TOEFL structure. He explains by displaying himself and a presenting the picture of the question, so the viewers can see him explaining the correct answer. According to researchers, this kind of video display will be easier to understand.

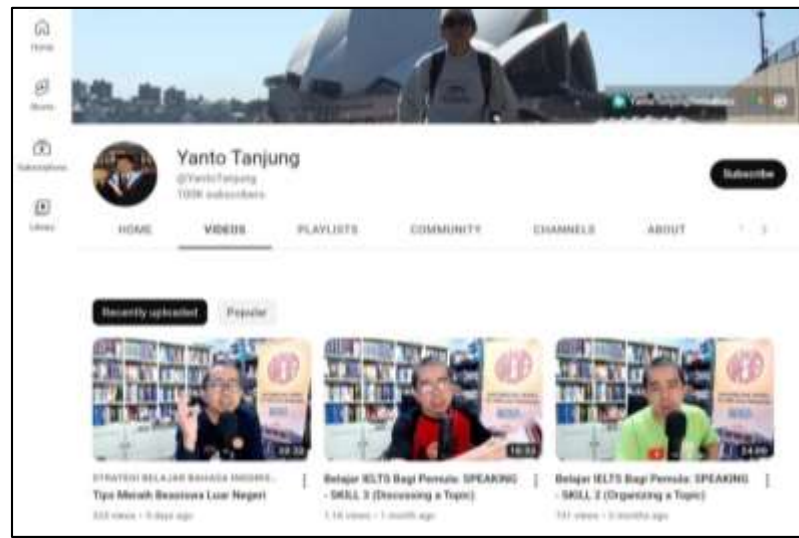
#### 2) Short Video

Andrian Permadi also takes advantage of other features available on YouTube, namely short videos. Short videos are short videos that are 1 minute long. Hee discusses briefly the



answer to one question. Usually one short video contains only 1 question and its answer due to the limited duration.

c. Yanto Tanjung



*Figure 4.5.1. Home view of Yanto Tanjung Youtube Channel*

As the name implies, this channel was created by Yanto Tanjung who has been an English lecturer at Jambi University's FKIP since 2003 and a TOEFL instructor at Dinamika Bangsa University in Jambi. He joined youtube on April 5, 2013, but he started actively creating content since 3 years ago. He currently has around 100,000 subscribers, with a total of 4,632,146 views. He has posted 186 videos.

All of his contents relates to English learning materials, for example TOEFL, IELTS, English learning strategies, book reviews, and learning languages through songs. Yanto Tanjung's YouTube

channel discusses several aspects of TOEFL, such as vocabulary, listening, reading comprehension, and also structure/grammar.

In discussing structure, he discussed questions about structure on the TOEFL. There are 44 videos that discuss structure. He explained it by recording himself and showing examples of questions he would discuss. the duration of each video is not too long, only about 10-15 minutes, so that viewers can watch it in one sitting. He explained in sufficient detail every material and questions he shared. He even distributed PDF material so that viewers could download it and repeat the material.

According to the researcher, Yanto Tanjung's YouTube channel is very good for anyone who is going to take the TOEFL/IELTS test to watch. In each of his videos, Yanto Tanjung explains the details about his questions and then explains the correct answers. Apart from that, he also creates some content that focuses more on grammar only. There are several Yanto Tanjung videos that discuss grammar/structure:

- 1) The video is titled "Belajar TOEFL Bagi Pemula. Structure Skill 19 (Singular and Plural Nouns)". In this video, Yanto Tanjung discusses Singular and Plural Nouns. He presented a powerpoint presentation and explained using his voice audio.

This video was uploaded on April 14, 2020. It has 1200 likes and 40,378 views.

Overall, this video is very useful for people who want to understand more about Singular and Plural nouns. Yanto Tanjung in this video provides many examples of questions, and the audience can participate in answering these questions.

- 2) The video entitled “Belajar Grammar (TOEFL, IELTS, TOEIC, DLL) Bagi Pemula: PARTS OF SPEECH”. This video was uploaded on March 24, 2022. It already has 256 likes with a total of 5,753 views. Yanto Tanjung in this video discusses Parts of Speech.

At the beginning, this video shows him doing the opening, then he displays a powerpoint related to the topic he is discussing. Just like the previous video, he also provides examples of questions and explanations. He explains completely all kinds of Part of Speech in this video, that's why this video is very good to watch because the contents are very complete.

### 3. Application

The researcher found that there are several applications that can be used to learn grammar (structure):

- a. *Soal TOEFL Structure dan Pembahasan*



*Figure 4.6.1. Home View of Soal TOEFL Structure dan Pembahasan Application*

This application is one of the most complete applications that can be used as a grammar learning resource, especially for those who are going to take the TOEFL. This app was last updated on May 26, 2021 and is offered by jatenapps. This application has been downloaded approximately 10,000 times.

In the front page, this application provides 14 question packages, each package consists of 5 levels. The first level of each package is the lowest level. And each level contains 10 questions. Uniquely, each question is given a response duration of only one minute. After using this application, users will immediately know the results of their scores.

b. English Grammar Book



*Figure 4.7.1. Home View of English Grammar Book Application*

The English Grammar Book is a grammar learning application in general, not only focused on TOEFL preparation. However, this application can also improve our ability to understand English grammar. This application is created by TalkEnglish.com. This English grammar application provides clear explanations, numerous examples, and entertaining tests to cover 138 common grammatical points.

This English grammar app will assist you with English structure whether you are a natural English speaker or a language learner. Writing and speaking skills will both advance as your English Grammar improves.

Using this application, you can learn in one of two ways:

- a) The grammar lessons can all be studied in levels. In order to make learning more gradual, it arranged them from simple to challenging.
- b) All of the lessons are also organized into categories like Nouns, Verbs, Articles, Adverbs, Verb Tenses, etc.

Additionally, this application has some fantastic features that make learning language more enjoyable. Just like the previous application, after using this application the users will immediately know the results of their score. The users will receive points for completing each level. Depending on their score, the user will receive a different color medal.

## **B. Discussion**

After conducting research through documentation, the researcher came at this discussion section. In the preceding process, the researcher collected and analyzed the data; there is one research questions in this study: What are the contents of digital resources that can be used to learn English grammar (structure) for preparing TOEFL.

. Toward this, the researcher explained some important points as parts of the research findings in order to answer the research questions. The research question is asking about what are the contents of digital resources that can be used to learn English grammar (structure) for preparing TOEFL. According to

Mwantimwa (2017), digital resources are any resources that have been digitized that can only be accessed via a computer or internet.

Padmamma (2016) also elaborated, saying that digital resources are materials which can be read through electronic media such as databases, journals, books, research reports, and other documents that are able to accessed through internet. In the findings section, there are 3 types of digital resources that students can use to learn to enhance their grammar skills in TOEFL.

1. Website

The first digital resource is website. There are 2 kinds of websites that researchers have found, such as ExamEnglish.com and GrammarBank.com. Both of them are an alternative that can be used to study grammar. Apart from being easily accessible, study time will also be more flexible. Making the website as a learning media, provides opportunities for students to be able to study independently by accessing material on the website.

Another benefit of the website for learning is being able to learn remotely. So with the website, students no longer need to study in class. Even with this website, student can study where and whenever they want, without being hampered by time.

- a. ExamEnglish.com

ExamEnglish.com provides lots of grammar tests from the lowest level to the highest level. Even for users who don't know their level, it also provides a test to find out our level. This website also focuses on TOEFL, a lot of TOEFL material, especially grammar, is on this website and can be used by all users.

b. GrammarBank.com

Slightly different from ExamEnglish.com, GrammarBank.com does not only focus on TOEFL material, but discusses grammar material more generally. Even this website also provides material for children.

2. Youtube

YouTube has had a positive impact on the education, particularly in terms of practical and easy learning. Sianipar (2013), stated that YouTube as a learning media is monitored (information motives). For example, you could look for an event (news) or a situation in your immediate surroundings or even in another country. YouTube includes several elements, including images and sound (video), to allow you to feel directly. There are 3 youtube channels that is already mentioned in finding. All of them provides about grammar in preparing TOEFL.

a. BenPinter

The BenPinter channel is perfect for those who want to learn more about the TOEFL. BenPinter is a course that also has a YouTube



channel to share material for free. The duration of each video is not too long so that the audience will not get bored easily. The explanation is quite easy to understand.

b. Andrian Permadi

Andrian Permadi is a content creator who has just joined YouTube for about 2 years. However, the channel already has enough subscribers. In addition, his relaxed demeanor will appeal to the audience even more. Uniquely, Andrian has two types of content that discuss Structure Problems, namely using full English and full Indonesian.

c. Yanto Tanjung

Yanto Tanjung is a lecturer who has been creating content about TOEFL for a long time. The explanation is short and clear.

3. Mobile Application

Smartphones are necessary in this day and age because their functions can replace those of computers. For example, if someone wants to find information on their smartphone, they can use an application like Google Search. The smartphone's functionality is as a tool for humans in their daily work. The new discovery in digital communication and the variety of smartphone usage led to a shift in how people perceive smartphone use. Inevitably, the school will have to enact policies related to the phenomenon of smartphone use.

According to Mahmud (2018), smartphones and mobile application play an important role in education. They serve many purposes as learning tools, including YouTube, video, electronic dictionaries, and so on. They can inspire and stimulate students to improve their English skills.

a. *Soal TOEFL dan Pembahasan*

For teenagers and students who want to take the TOEFL test, they can download this application. Because of its attractive appearance and game features, this application is not boring. Unfortunately, users cannot choose the topics they want to study. This application provides questions based on the level, not based on the material.

b. English Grammar Book

This application is a special application for studying Grammar. The material is very complete and accompanied by practice questions. Students just need to access the application on their phone. This application provides so many learning material that related to grammar in preparing TOEFL. In this application, students can be able to choose what material they want to learn.