

CHAPTER IV

FINDINGS AND DISCUSSION

A. Findings

Originally, podcast is an acronym of personal on demand broadcast, referred to video on demand or VOD that is a system that allows the viewers to watch the selected program whenever at their convenience. In this research, podcast refers to a digital audio file, sometimes including video files that are available on the internet and is downloadable for computer or any mobile device. In this research, there are two points in findings, the first is five podcast channels that can be used for learning speaking and the second is the content of podcast that helps learner learning speaking.

1. Five Podcast Channels that Can Be Used for Learning Speaking

a. All Ears English (<https://www.allearsenglish.com>)

All Ears English is a podcast channel that is intended for intermediate to advanced level learners. There are four people that present the topic in this podcast channel that are Lindsay and Michelle (ESL teachers) and Jessica and Aubrey (IELTS specialist).



Figure 4.1 All Ears English Podcast Website

This channel is very useful for people who motivated by taking IELTS or moving to the United Kingdom. The motto of this podcast channel is “connection not perfection” because the founders of this podcast channel believe that the purpose of learning English is to connect with people. The duration of each podcast content usually about 10 to 15 minutes long. This podcast channel can be accessed through Apple Podcast, Google Podcast, website, and All Ears English application. The only shortage of

this podcast channel is that not all podcast features can not be accessed for free. If we want to access the transcript we have to pay either monthly or annually. Here is the sample of podcast in All Ears English application.

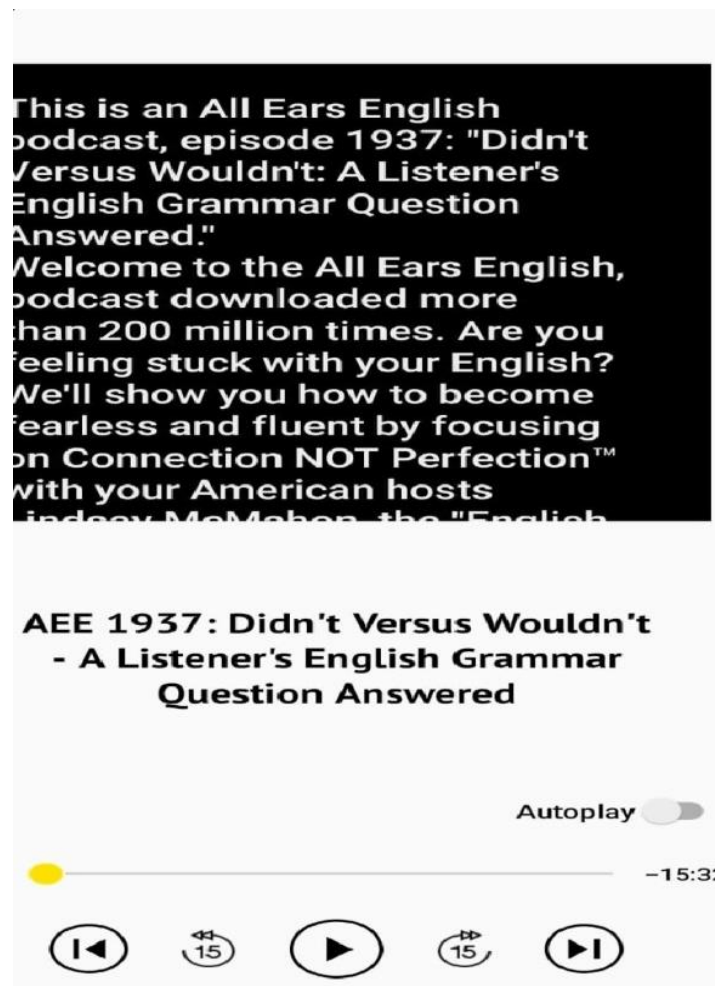


Figure 4.2 Podcast with transcript (paid version) in All Ears English application

This is an All Ears English podcast, episode 1937: “Didn’t versus Wouldn’t: A Listener’s English Grammar Question Answered.” Welcome to the All Ears English, podcast

downloaded more than 200 million times. Are you feeling stuck with your English? We'll show you how to become fearless and fluent by focusing on Connection NOT Perfection with your American hosts Lindsay McMahon, the "English Adventurer," and Michelle Kaplan, the "New York Radio Girl," coming to you from Colorado and New York City, U.S.A. To get real-time transcripts right on your phone and create your personalized vocabulary list, try the All Ears English app for IOS and Android. Start your 7-day free trial at AllEarsEnglish.com/app. In today's episode, a listener asks us how to know when to use 'didn't' versus 'wouldn't' when you talk about things that happened in the past. Find out the exact difference and how it fits into your conversation with native speakers.

Michelle : Hey, Lindsay. How are you?

Lindsay : awesome, Michelle. How was your weekend?
How's everything?

Michelle : yeah, everything was good. I was just telling you how I came back. I was in Maryland with my family and it was kinda a lot of traveling, just getting back into the New York area.
How about you? How was your weekend?

Lindsay : oh, so good. I'm always outside on the

weekends trying to just enjoy being outdoors,
the absolute, absolute opposite of what we do
every day inside, podcasting. So it was good.
No complaints, Michelle, no complaints.

Michelle : Good, good, good, good. Do you have a
question to ask me, Lindsay?

Lindsay : I do. Here's my question. Is Jessica coming
over to our party?

Michelle : No, I don't know. She didn't tell me.

Lindsay : Didn't you ask?

Michelle : I did but she wouldn't tell me.

Lindsay : Alright, a little roleplay.

Michelle : Jessica!

Lindsay : She's flaky, right? Flaky.

Michelle : Yeah, Jessica, a little roleplay to start us off.
No, Jessica is not flaky. But um...

Lindsay : No, of course not.

Michelle : Okay, but we have a listener question today
about 'didn't' and 'wouldn't' and this is a
really good one. I'm excited to jump into this
today, a grammar episode.

Lindsay : I'm excited. Here we go. Should I go ahead and read the question?

Michelle : Please.

Lindsay : Alright, this was on Youtube. So, "Hey, guys, how's it going? I'm Iriel David from Piaui, Brazil. I'm a big fan of All Ears English. I listen to you guys every day and your podcast is basically the only one I listen to because I think it's the best." Well Michelle, that's fantastic.

Michelle : thank you.

Lindsay : "So, I have a question for you and I'd love you to answer me in an episode. the question is, how do I know when to use 'would' or 'used to' or the simple past tense? I never know which one to use. For example, 'I've known her since I was a kid but I didn't talk to her that much,' or 'I wouldn't talk to her that much,' or, 'I didn't used to talk to her that much.' Thank you so much for answering and take care.'

Michelle : Wow, that's a good one. There's a lot in

there. So many good questions kinda packed into one.

Lindsay : Yes. So, what are we gonna address today, Michelle? What are we gonna focus on today and then maybe in another episode we'll go into something else. What do you think?

Michelle : Yes, yes. Well, first, because our listener also asked about 'used to', I did wanna direct them to the IELTS Energy podcast, episode 989 which is Grammar: Should You Say Used To or Use To. So definitely, that's a really good place to start with those two.

Lindsay : Yes.

Michelle : But we can go dig deeper into 'didn't use to.'

Lindsay : Yes.

Michelle : In another, in another episode. so we're gonna focus today on 'wouldn't' versus 'didn't.'

Lindsay : Yes.

Michelle : 'Cause I think that that's a good first step as far as, you know, this question goes and

really focusing this episode. so I would like to go through the examples that the listener gave.

Lindsay : Okay.

Michelle : In the question.

Lindsay : Okay.

Michelle : Could, could you read that?

Lindsay : Alright, Michelle, here we go. Here's the first one, "I've known her since I was a kid but I didn't talk to her that much." Right? Okay. So, what are we really focusing on here in our delivery of this sentence?

Michelle : We're not really focusing on why; it's just kind of a fact.

Lindsay : Okay.

Michelle : "I've known her since I was a kid but I didn't talk to her that much." It's just a fact.

Lindsay : Okay, versus, "I've known her since I was a kid but I wouldn't talk to her that much." How is this different, Michelle?

Michelle : So, this seems almost like you refused or like,

you know, or there was maybe a reason you didn't talk to her that much, right? Like it's, it's, it's a little bit deeper. It's not just a fact. It almost sounds like there's something behind it. To me, at least.

Lindsay : Yeah, or it's an ongoing habit, right? And there might be a reason for that ongoing habit.

Michelle : Right.

Lindsay : The fact of the habit of not talking to her that much, right Michelle?

Michelle : Right, right, right, exactly. Wo we're gonna talk more about this and we're gonna skip 'used to' but we wil...

Lindsay : Yes.

Michelle : We will get to it another time.

Lindsay : Okay.

Michelle : So, let's, let's do a couple other examples.
So, "She didn't go to sleep."

Lindsay : Yes.

Michelle : So, this just means she just did not go to

sleep. So, let's give an example, a little roleplay.

Lindsay : Alright, here we go, Michelle, "I am exhausted. I was up all night."

Michelle : "Why?"

Lindsay : "Well, the baby just didn't go to sleep."

Michelle : Okay, now that's just a fact, right?

Lindsay : Yes.

Michelle : The baby just didn't go to sleep. Now, "She wouldn't go to sleep." So, 'wouldn't' to me sounds more like it was more difficult.

Lindsay : It sounds more like pointing... in my mind, what, what the, what the difference is that we're pointing to like the baby's will, like the will of the baby, right?

Michelle : Yes, yes.

Lindsay : Did not want to, "You just will not go to sleep!"

Michelle : Right, right, right. And of course, the baby isn't thinking that deeply, so 'didn't' versus 'wouldn't' here, you know, it's kinda, you

know...

Lindsay : Yeah.

Michelle : You could use either one. But just one, it has a little bit of different implication.

Lindsay : Alright, so where are we gonna take this next? Because we've made it clear kind of the differences are subtle but they're there, right?

Michelle : Right, right, exactly. So again, just in general, this whole 'didn't' versus 'wouldn't' it's kind of a, a different feel. Where I feel 'didn't' is more just like factual, like, when you're talking about the facts in the past, and 'wouldn't' would tell more of a story. Again, we, we could come up with a ton of different examples and go through them but this is kind of the main, you know, things that I think is important between the two

Thanks for listening to All Ears English. Would you like to know your English level? Take our two minute quiz. Go to [AllEarsEnglish.com/FluencyScore](https://www.AlIEarsEnglish.com/FluencyScore). And if you believe in Connection NOT Perfection, then hit subscribe now to make sure

you don't miss anything.

From the transcript, Michelle and Lindsay got question from one of their followers whose asked about how to use “didn’t” and “wouldn’t”. Michelle and Lindsay gave some example on how to use either “didn’t” and “wouldn’t” and after that explain the difference. The researcher concluded that “didn’t” is more about factual, like talked about the facts that already happened in the past and “wouldn’t” is more about someone’s opinion, feeling, what they want to do or not to do the past, or simply the researcher consider it as an opportunity. This podcast content can be used for learning speaking considering grammar as one of important aspects in speaking.

b. Voice of America: Learning English

(<https://learningenglish.voanews.com>)

This podcast channel is for beginning, intermediate, and advanced ESL learners. This is a clear free website that easy to use and each podcast content is provide with transcript that help the learners deepen their skills faster. The duration of each content in this website start from 30 seconds to about 20 minutes.

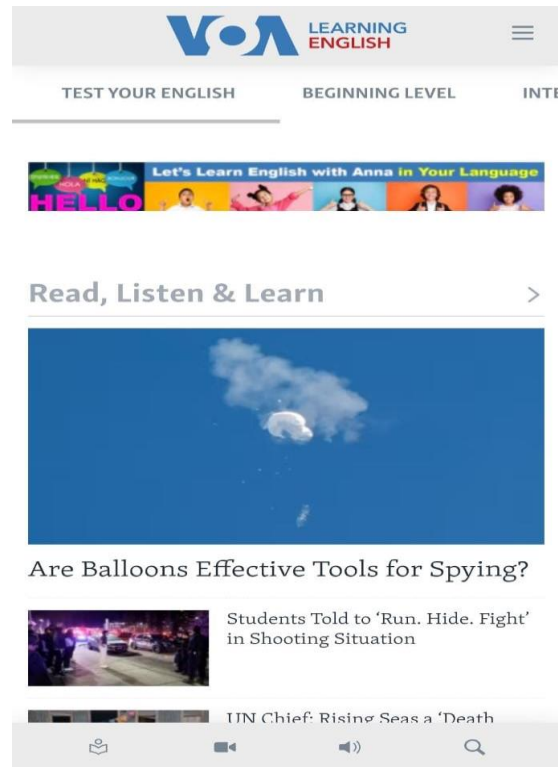


Figure 4.3 Voice of America: Learning English Website

At beginning level, the podcast content entitle “Let’s Learn English” and divided into two level, Let’s Learn English Level 1 and Let’s Learn English Level 2. The various topics are covered at intermediate level and advanced level such as health & lifestyle, arts & culture, science, technology, and news. Here is the sample of transcript in beginning level of Let’s Learn English Level 1 (<https://learningenglish.voanews.com/a/lets-learn-english-lesson-one/3111026.html>):

Pete : Hi! Are you Anna?

Anna : Yes! Hi there! Are you Pete?

Pete : I am Pete.

Anna : Nice to meet you.

Anna : Let's try that again. I'm Anna. Nice to meet you.

Pete : I'm Pete. "Anna" is that A-N-A?

Anna : No. A-N-N-A.

Pete : Well, Anna with two "n's" ... welcome to ...
1400 Irving Street!

Anna : My new apartment! Yes!

The topic of this podcast content is meeting people and how to introduce ourselves. This topic in this content can be considered as learning speaking at pronunciation part by learning alphabet. Learning alphabet in this podcast content was can be sure by part "No. A-N-N-A". The transcript was included and also link of this podcast already stated on the second paragraph.

c. The English We Speak

(<https://www.bbc.co.uk/learningenglish/english/features/the-english-we-speak>)

This podcast website is provided by BBC of the United Kingdom and produced weekly. This series is shorter than 6 Minute English. Each episode in The English We Speak only 3

minutes long.



Figure 4.4 The English We Speak Podcast Website

This website is highly recommended for people who want to move to the United Kingdom or for students who want to study there because the podcast's content in this channel is focuses on different English expression or idiom used in the United Kingdom, such as “change for the better”, “hang in there”, etc., and aimed for intermediate and advance learners. This podcast can be accessed through Apple Podcast, Google Podcast, and

website. Here is the sample of podcast transcript at The English We Speak by BBC:

(https://www.bbc.co.uk/learningenglish/english/features/the-english-we-speak_2022/ep-2201226):

Feifei : Hello and welcome to The English We Speak.

I'm Feifei. . .

Neil : . . .and I'm Neil. Wow! That food smells amazing! What is it?

Feifei : It's part of my new diet! I've decided to start eating much more healthily as my New Year's resolution!

Neil : You're making me hungry! I'm really impressed with your new healthy lifestyle! Congratulations!

Feifei : Yes! It's a change for the better!

Neil : What?! A change for the butter? You've started eating only butter? Nothing else?1 that doesn't sound like a balanced diet!

Feifei : No. I said, 'a change for the better'. We use the expression 'a change for the better' to talk about an improvement on the state or condition of something. For example, my new diet is an

improvement in the way I eat.

Neil : Ah, that makes sense. And now I can see what you're eating! So many vegetables! Compared with the takeaway food you used to eat, it really is a change for the better! Maybe you can give me some advice about what to eat!

Feifei : We can talk more about that after these examples.

Example: The new manager brought in some new plants and repainted the office. The new look really was a change for the better.

Example: Many people feel that four-day working weeks would be change for the better.

Example: The decision to change the focus of the project was a change for the better.

Feifei : This is The English We Speak from BBC Learning English. We're learning about the expression 'a change for the better'. We use this to say there's been an improvement in the condition or quality of something.

Neil : So, when I stopped eating meat, I felt that it was a change for the better for me! I feel being

vegetarian suits me.

Feifei : Yes, and getting regular exercise can also be a change for the better! Do you want to know what else would be a change for the better?

Neil : Sure? What? Less stress? Less work?

Feifei : No. if you never wear that horrible flamingo costume you wore for Halloween again! That really would be a change for the better for all of us!

Neil : Well, that I can't promise! Sorry!

Feifei : Bye, Neil!

Neil : Bye!

The content of this podcast is discussed about the use of idiom “change for the better”. In this podcast content, there was Feifei tried to explain how to use idiom “change for the better” to Neil. The idiom of “change for the better” was used when there was been an improvement in the condition or quality of something. The transcript was included and also link of this podcast already stated on the second paragraph. In this podcast content, idiom is a part of vocabulary in English. So it can be concluded that this podcast content can be used for learning speaking.

d. Espresso English (<https://www.espressoenglish.net/>)

Espresso English is an American English podcast channel that can be accessed freely through Apple Podcast, Google Podcast, Youtube or website. This podcast is aimed for beginner and intermediate level of learners with 5 to 10 minutes duration for each episode.



Figure 4.5 Espresso English Website

The transcript is automatically provides when we listen this podcast content through Youtube. Here is the sample of one

podcast content from Youtube Espresso English about 20 words or phrases for love

(<https://www.youtube.com/watch?v=R5ErAB6d2Z4&t=38s>):

(0:00 – 0:45) Hey, students! It's Shayna from EspressoEnglish.net and we're coming up to Valentine's day on February 14th in the U.S This holiday celebrates love and romance, so today lesson will teach you 20 essential words and phrases for talking about love and relationship. When you want to expand your vocabulary, it's very effective to learn groups of words like we're doing today. This keeps the vocabulary more organized in your mind, and then it's much easier to talk about the topic. You can continue learning this way inside my vocabulary builder courses, which will teach you hundreds of common and extremely useful English words. Click on the link in the video description to learn more about the Vocabulary Builder Courses.

(0:46 – 0:54) I've divided today's vocabulary into three groups: starting a romantic relationship, being in a relationship, and ending a relationship.

(0:55 – 1:21) So let's begin with the beginning. To "have a crush on someone" means you feel romantically attracted to that person. Often people keep their "crushes" a secret because they are afraid that the feelings aren't mutual, meaning that the other

person doesn't have the same feelings. Examples: I have a crush on a girl in my English class. She's beautiful, smart, and funny but I'm too shy to talk to her!

(1:21 – 1:46) Then we have flirt with someone. When you “flirt with someone,” you do things and say things that show you are interested in that person romantically. Another informal phrase is “hit on someone,” it doesn't mean to hit the person violently; it means to flirt! For example: did you see the guy who was flirting with Jenny? He bought her a drink, talked to her all night, and asked for her phone number.

(1:47 – 2:03) Next is ask someone out. When you “ask someone out,” you invite them to do something with you in a romantic context. For example, seeing a movie or having dinner in a restaurant. Example: Peter finally asked me out! We're going to the theater together on Friday night.

(2:04 – 2:16) Fall in love. When you “fall in love,” you start having romantic feelings about another person. Example: I think I'm falling in love with Melissa. I can't stop thinking about her!

(2:17 – 2:32) Love at first sight. Some people believe in “love at first sight,” when you fall in love with a person in the first moment you see or meet him or her. For example, I knew Mart

would become my wife from the moment I first saw her at the party. It was love at first sight!

(2:33 – 3:01) Okay let's learn some words and phrases for being in a relationship. We have the word 'date' which is both a noun and a verb. As a noun, it means a romantic activity that two people do together. For example, my date with Peter last Friday was wonderful. I really enjoyed his company at the theater. And 'date' as a verb, it means "in a relationship with someone." For example, I heard that your brother is dating a model. Is it true?

(3:02 – 3:10) Going out with is another informal way to say "in a relationship". For example, did you know that Mark is going out with Andrea?

(3:11 – 3:32) Here's an interesting phrase, 'stand someone up.' When you "stand someone up," you agree to go on a date with the person but then you don't go and you don't call or give any explanation. It's considered rude to do this. For example, I was planning to have dinner with Barbara, but she stood me up. I waited for her at the restaurant for three hours, but she never come.

(3:33 – 3:40) Hug & kiss. When you hug someone, you put your arms around them and you use your lips to kiss someone.

(3:41 – 4:19) Next to the word propose. When you propose

to someone, you ask the person to marry you. In English, most people propose with the words, “Will you marry me?” example, John proposed to Sarah on the beach at sunset. When a person agrees to marry someone so they are engaged. For example, did you hear? John and Sarah are engaged! They’re planning a June wedding. It’s common for women who are engaged to wear an engagement ring and in the U.S engagement rings often have a diamond.

(4:20 – 4:47) We use the terms *fiancé/fiancée* with one *e* for a man and two *es* for a woman to talk about people who are engaged. For example my fiancée has already sent out the wedding invitations. We always use ‘fiancée’ with a possessive such as my, his, and her. So we don’t say “she’s a fiancée.” We say, “she’s engaged.”

(4:48 – 5:14) We use the phrase “get married” when two people officially make the commitment to stay together in a romantic relationship. For example, we got married in 1972, so we’ve been together for more than 30 years! The event, the ceremony and party, when two people get married is called a wedding. On the wedding day, the woman is called the bride and the man is called the groom.

(5:15 – 5:27) We have the word “honeymoon” to describe when a recently-married couple travels or takes some vacation

time to be together. For example, they went to Costa Rica for their honeymoon

(5:28 – 5:52) The anniversary is the date on which a couple got married. Many couples celebrate this date every year by going out to dinner or exchanging gifts or flowers. For example, my parents wedding anniversary is May 22nd. Anniversary is different from birthday. Birthday is the celebration of the day you were born, anniversary is the celebration of the day you were married.

(5:53 – 6:17) Now let's learn some expressions of ending a relationship. We have "break up" and "split up". Both of the words mean end a relationship, this can be a boyfriend/girlfriend relationship or a husband/wife relationship. For example, Jerry and Amanda split up because he wanted to have children and she didn't. Example 2, I think I'm going to break up with my boyfriend. We just don't have much in common.

(6:18 – 6:43) To be "separated" means that a married couple is not living together but they are not officially divorced. For example, I heard that Sandra and her husband are separated at the moment. I hope they can work out their problems. And the word "divorce" means that a couple formally and legally ends their marriage. For example, I divorced my husband after he became an alcoholic.

(6:44 – 7:10) Finally we have the prefix “ex”, which means to describe people you had relationships with in the past, ex-husband, ex-wife, ex-girlfriend, ex-boyfriend. For example, I’m not friends with my ex-boyfriend because our relationship ended pretty badly. Note, some people just say ex without saying husband, wife, etc. for example, my ex won’t stop calling me! I wish she would stop!

(7:11 – 7:41) Now you know lots of vocabulary for talking about romantic relationships! Make sure to put it into practice by using it, by writing your own sentences with these words. Inside my Vocabulary Builder Courses, there’s the opportunity to get feedback on your sentences from the Espresso English teaching team. It’s a fantastic way to learn and improve. What other areas of vocabulary would you like to learn? Let me know so I can plan to teach you in future lessons. That’s all for today, bye!

According to the founder of this podcast channel, those 20 words and phrases for love simply could be divided into three groups that are words or phrases for starting a romantic relationship, words or phrases for being in a relationship, and words or phrases for ending a relationship. The founder chose this topic in order to coming up Valentine’s Day on 14th February in the United State of America. The transcript was included and also link of this podcast already stated on the second paragraph. The

content of this podcast is vocabulary. Because vocabulary is an important aspect in learning speaking, the researcher concludes that this podcast channel can be used for learning speaking.

e. English Learning for Curious Minds

(<https://www.leonardoenglish.com/podcasts>)

This podcast channel is made by Alastair Budge to help people improve their English in more interesting way. This channel can be accessed via Apple Podcast, Google Podcast, Spotify, and website and aimed for intermediate and advanced level learners with 20 to 25 minute for the duration.



Figure 4.6 English Learning for Curious Minds Website

This podcast comes with transcript but some content can't

be accessed freely unless we pay for it. Here is a sample of podcast content transcript in English Learning for Curious Minds (<https://www.leonardoenglish.com/podcasts/how-to-use-podcasts-improve-english>):

[00:00:00] Hello, hello hello, and welcome to English Learning for Curious Minds, by Leonardo English.

[00:00:12] The show where you can listen to fascinating stories, and learn weird and wonderful things about the world at the same time as improving your English.

[00:00:21] I'm Alastair Budge, and today is a special episode.

[00:00:26] English Learning for Curious Minds is only just a couple of years old, but it recently passed a million downloads. It feels strange to say this, but there we go.

[00:00:38] So I wanted to mark the occasion with an extra special episode where I give you my best tips and tricks for how to use podcasts to improve your English.

[00:00:50] I've spent the past two years making podcasts, we are now at almost 250, I've talked to hundreds of our members, and along the way I've learned some of the most effective ways to use podcasts to improve your English language skills.

[00:01:07] So, that's what we'll be talking about today.

[00:01:10] We'll start by talking about how to use them to improve your listening, then we'll talk about how to improve your vocabulary, we'll then move on to how to improve your speaking with podcasts, and finish up by talking about writing.

[00:01:27] In each of these sections you'll find specific tips and tricks for different goals and for different difficulty levels, so I hope you'll find it useful.

[00:01:38] OK then, let's get cracking.

[00:01:42] I want to start with a couple of administrative points.

[00:01:46] Firstly, no matter whether this is the first time you've listened to English Learning for Curious Minds or you have listened to every single episode - "that's a message to my mother, by the way" - thank you for listening and being part of this.

[00:02:01] This show really would be nothing without you, so from the bottom of my heart, thanks for your continued support.

[00:02:09] Secondly, all of the tips I'll give you today can apply to almost any podcast, not just this one.

[00:02:17] In fact, I'd definitely recommend you to listen to different podcasts in English to hear different accents, listen to different topics, and listen to people who speak in a different way.

[00:02:31] That being said, these tips work particularly well with this podcast, with English Learning for Curious Minds, because it comes with all of the learning materials and support that you need, it has literally been designed from the ground up to help you as effectively as possible.

[00:02:51] And thirdly, our final but most important point. Learning English isn't a competition. People have different goals, and different aims. Maybe you already work in an English-speaking company and you want to feel more confident and fluent in your conversations with colleagues.

[00:03:10] Maybe you've never been to an English-speaking country and you just like improving your English for your own curiosity.

[00:03:18] That's completely fine. Everyone has their own goals, so you shouldn't feel like you need to do everything I'm about to suggest.

[00:03:28] Think of it like a buffet. Maybe you're ready to try the really spicy dish and get hot and sweaty, but you don't need to.

[00:03:38] Feel free to pick and choose depending on your goals.

[00:03:43] The one thing I will assume though, given that you are already listening to a podcast in English, is that you want to improve your comprehension of spoken English and improve your vocabulary. And for most people this also implies that you want to improve your ability to be understood, and to improve your productive English skills, either speaking, writing or both.

[00:04:11] So, with that out of the way, let's start with reminding ourselves what most people do with a podcast they're using to learn English.

[00:04:22] Perhaps this is what you're doing right now.

[00:04:25] You press play and listen. Maybe you pick up a few new words, and there is of course some subconscious learning going on.

[00:04:36] The more you listen, the more you understand.

[00:04:39] Now, you might be thinking, “duh, tell me something I don’t know”. Bear with me here.

[00:04:46] The reason I mention this is because if this is the only way you are using English podcasts, then you are missing out on some excellent opportunities to improve your grammar, vocabulary, and even speaking and writing.

[00:05:02] For lots of people, especially if you’re the sort of person who listens to a podcast while doing something else - walking, running, driving or just doing stuff around the house - it’s hard to do something else with the podcasts because, well, you’re already doing something else.

[00:05:22] And that’s absolutely fine. In fact, one of the great things about podcasts, for language learning, is that you can fit them in alongside other things.

[00:05:34] And if this is you, if you normally put on a podcast on the bus or on your drive to work in the morning, here’s my suggestion for you.

[00:05:44] It might sound simple, but in my experience remarkably few people do it.

[00:05:51] And this is to work on becoming a more attentive listener.

[00:05:56] Try to pay as much attention as you possibly can to both the sound of the language and the choice of words used by the speaker.

[00:06:08] Let's talk about the sound of the language point first.

[00:06:12] Listening to the sound of a language is incredibly important because if you can't tell the difference between how different sounds are pronounced then you won't be able to pronounce them correctly yourself.

[00:06:26] Not everyone can have native-level pronunciation but the more you pay attention to the exact sounds that are being made, the better chance you will have at being able to pronounce them yourself.

[00:06:41] This might sound quite theoretical, so let me give you a concrete, real-life example.

[00:06:50] We have lots and lots of listeners from Spain.

[00:06:54] Listen to what I just said: "We have lots and lots of listeners from Spain".

[00:07:00] Spanish speakers often have trouble with words that begin with consonants, so a Spanish speaker might have said “ah-listeners” and “eh-Spain”.

[00:07:11] Intead of "listeners" and "Spain".

[00:07:14] And listen to the connected speech and intonation in that last sentence: “We have lots and lots of listeners from Spain”.

[00:07:24] If you were reading that sentence out loud, you might say “We have lots and lots of listeners from Spain”, but when listening to it carefully you see that the word “lots” flows directly onto “and”, and that the “d” of the “and” isn’t pronounced.

[00:07:48] I’ll say it again, and listen very carefully: We have lots and lots of listeners from Spain.

[00:07:57] See, you might not have noticed that before, but if you start to train yourself to actively listen out for the sounds then you will find it much easier when it comes to actually pronouncing these words yourself.

[00:08:14] Now, let’s move onto the next “noticing” bit and talk about improving your vocabulary by becoming a more attentive listener.

[00:08:24] Exactly the same idea applies. The more carefully and critically you listen, the better.

[00:08:32] You can certainly use podcasts, just like any source of input, to help you learn completely new individual words or phrases, words that you have never seen or heard before, but I'd actually think about using podcasts differently in terms of vocabulary building.

[00:08:52] And that's helping you reinforce words and phrases that you might already know, that might already be in your passive vocabulary.

[00:09:03] What I mean by this is words or phrases that you would understand if you heard or read them, but that you wouldn't normally produce yourself.

[00:09:14] An example of this might be words, expressions and phrases to move from one point to another, the kind of small words or phrases that you might never learn in a textbook or classroom but are one of the things that separates natural sounding English from obviously non-native English

[00:09:35] Again, let me give you an example of this.

[00:09:38] Well, there you go. I just used the word “again” to smoothly move from one sentence to another. And I just said “Well, there you go”.

[00:09:49] You probably already know what “again” and “well” mean, but would you have used them like that in your own speech?

[00:09:58] If you would have, congratulations.

[00:10:01] But this is the sort of stuff I’m talking about. Listen out very carefully for these sorts of words and phrases, notice them, and think critically about how they were used.

[00:10:16] This is a great start, and really is about as much as I’d recommend doing for those of you who are listening to podcasts while doing other things.

[00:10:26] After all, trying to write something down or read a transcript while you’re running or driving is a mixture of foolish, dangerous and plain illegal, so my suggestion here is just to try to improve your “noticing” skills, particularly on the construction of different sounds and on how words and phrases are used.

[00:10:50] But really, where podcasts come into their own, where they really excel, where they are really fantastic, is on all of the things you can use them for if you concentrate 100% on them.

[00:11:05] In other words, don't only listen while you're driving, running, or doing the dishes.

[00:11:10] Treat them as a learning activity, sit down at a table or desk and really focus on them.

[00:11:18] And this brings us to our next section.

[00:11:21] Now, in this section I will refer to having the transcript and vocabulary lists for a podcast.

[00:11:28] In case you were unaware, all episodes of English Learning for Curious Minds, all episodes of this podcast, come with a transcript and key vocabulary, as well as subtitles. Some other podcasts provide transcripts, but most don't, and to my knowledge there are no other English podcasts that provide subtitles, transcripts and the key vocabulary in the same way as this one does.

[00:11:55] So, you can follow the tips I'm about to provide without these learning materials, but you will learn more quickly with them.

[00:12:05] So, let's get into it.

[00:12:07] You're sitting down at your desk or kitchen table, you have decided to set aside 30 minutes to actively learn, what do you do?

[00:12:17] Well, because we were talking about active listening in the first section, let's continue on that path.

[00:12:25] As you might expect, if you are fully concentrating, you can do everything we talked about in the first section but with considerably more success.

[00:12:36] Let's talk first about building your vocabulary, and moving words and phrases from your passive vocabulary to your active vocabulary. Here's what I'd encourage you to do.

[00:12:49] When listening to an English podcast, keep a notebook open to write down new and interesting words or phrases.

[00:12:57] Now, what does "new and interesting" mean?

[00:13:00] The beauty of this is that the choice of what words you want to learn is completely up to you.

[00:13:07] I remember talking to a member of Leonardo English from Argentina who worked with aeroplanes and he had a

very good English vocabulary when it came to words related to aeroplanes and aviation.

[00:13:21] But his day-to-day vocabulary wasn't nearly as good.

[00:13:25] The point is that the most useful vocabulary for you depends on, surprise surprise, you. And for most people, there is little value in learning words that you won't need in your day-to-day life.

[00:13:40] If you are listening to the episode on "whaling", for example, you might hear the word "harpoon". If you didn't know what it meant, it was the weapon that was used to hunt whales.

[00:13:55] But, thankfully, this is a pretty irrelevant word for most people nowadays.

[00:14:00] So if I were you, I wouldn't waste my time and energy trying to remember it.

[00:14:06] But for words and phrases that you hear and think, "hmm, that's the kind of thing I would say in my own language", this is where you should focus your energy.

[00:14:17] And here's how I'd do it.

[00:14:20] In your notebook, write down the original word or phrase.

[00:14:24] Write down how it was used in context, so write down the entire sentence or clause, underlining the word or phrase.

[00:14:34] If you need to, if it is a particularly new word or phrase, you can write down the definition, either in English or in your own language.

[00:14:45] Then I'd practice writing a different sentence with it, try to use it in a different way. There are tools online, such as Ludwig or Sentence Stack, which will help you see if you have used it in the right way.

[00:15:00] And then repeat it out loud, ideally several times.

[00:15:05] If you do this you are significantly more likely to actually be able to remember the word or phrase when it comes to the time to use it yourself.

[00:15:15] And it's not hard to understand why.

[00:15:19] If you're just listening and notice it while you're doing something else you only hear it once.

[00:15:26] If you're fully concentrating, you write the word down, you write it down in context, you write down the meaning, you try using it in a sentence and you try speaking it out loud, just think of how much more impactful this is.

[00:15:41] You haven't just heard it once, you have interacted with the word or phrase an additional five times.

[00:15:49] Of course, you can combine this with other ways of memorising vocabulary, such as flashcards or the Gold List method, but the point I'm making is that just by doing this you have engaged with the word or phrase 5 times more than you would have just by listening.

[00:16:09] One member of Leonardo English, an amazing German lady called Isabella, even told me she makes a little list of new words or phrases she heard in an episode and decided she wants to use, and makes a point of ticking them off as she uses them in her English conversation classes.

[00:16:29] The key here, as you have guessed, is to make sure you actually use the new words or phrases you are trying to learn, otherwise they will, at best, just continue to sit in your passive vocabulary.

[00:16:43] So, that's improving your vocabulary.

[00:16:46] Let's move on to our third and fourth sections.
Speaking and writing.

[00:16:52] Now, you might not have thought that you could improve your speaking or writing skills with podcasts but in the next few minutes I'll give you some tips on how you can do just that.

[00:17:04] First up is speaking.

[00:17:07] Here, I'm going to give you an intermediate tip, an advanced tip, and—just for fun—a super professional tip.

[00:17:16] Our intermediate tip is to get into the habit of recording yourself speaking, having used a podcast episode as a prompt.

[00:17:25] One of my favourite ways of using podcasts for this is to record yourself giving a summary of an episode. You can use the show notes or transcript as a prompt to jog your memory, and try to speak out loud what you heard.

[00:17:43] This is a particularly good skill to develop if you work in English, as being able to listen to extended dialogues and extract the key points is a valuable skill in any business environment.

[00:17:58] You could also use the podcast as a way to share your thoughts on the topic. What did you think? What is your view on what you've just heard?

[00:18:09] I always ask people to share their thoughts in our community, and we have some really interesting perspectives being shared. And yes, you can share audio recordings there too.

[00:18:21] If you are particularly interested in improving your pronunciation, and you have the transcript of an episode, you can record yourself actually pretending to be the host of a podcast. You literally read it out loud, record yourself, and then compare yourself to the original.

[00:18:40] You might be thinking...can I just speak out loud? Do I actually need to record myself?

[00:18:47] Of course, you can, but recording yourself has several benefits.

[00:18:52] Firstly, it actually forces you to do it, and do it for a fixed period of time. Tell yourself that you need to press record and not stop talking until the timer hits a certain time, perhaps just one minute to start, then two, and you can work your way up to giving a five-minute uninterrupted talk.

[00:19:15] Secondly, recording yourself allows you to recognise your mistakes. Recognising your mistakes when you speak live is really hard. Even if you are speaking with a native speaker they will often not point out when you make mistakes, and recording yourself and listening out for your own mistakes can be an excellent way to get better at self-correction.

[00:19:42] And the third reason is that it can be really helpful with tracking your progress and staying motivated.

[00:19:50] If you are the sort of person who is learning independently, outside of a classroom, it can be hard to see that you're actually making progress. If you record yourself then it's really easy to see how far you have come.

[00:20:06] And just on a practical level, you don't need anything fancy. Just the inbuilt microphone on any mobile phone is perfect.

[00:20:17] You might also be thinking, "shouldn't I be speaking to other people, not to myself?".

[00:20:23] Yes, definitely. This shouldn't be done instead of speaking to other people, but it can be done in addition to it.

[00:20:32] The reality is that not everyone has the chance to speak to other people in English all the time, let alone native speakers, so recording yourself speaking to yourself can be a great option if you don't have the opportunity to speak much in English.

[00:20:50] Ok, our “advanced” technique to improve your speaking skills with podcasts is Shadowing.

[00:20:56] If you haven't heard of Shadowing before, essentially it involves repeating a piece of text just after the narrator, copying what they said exactly.

[00:21:08] It is a technique that almost every successful polyglot and successful language learner swears by because, well, it is incredibly effective.

[00:21:19] We have an extended guide on Shadowing on our blog, so I won't go into it in too much detail, but here's how I'd use it with podcasts.

[00:21:29] I'd set aside a small amount of time each day, let's say 10 to 20 minutes.

[00:21:35] Find a section of a podcast episode that you want to shadow, that you want to work with. It should be no more than 5

minutes long. I would even start shorter - even a minute or two is fine.

[00:21:49] Listen to the original audio. Assuming you have the transcript, scan through, look through and see if there are any tricky words that you might struggle to pronounce, and listen to how the narrator says them if you need to.

[00:22:06] Then press play and read the text out loud very shortly after the original.

[00:22:13] If you haven't done it before it will feel strange but if you stick with it I'm confident you will see excellent results. It helps pronunciation, connected speech, word stress and really will make you sound like a much more natural English speaker.

[00:22:32] Again, there's a guide on the Leonardo English blog with a lot more information on this, so I'd definitely recommend checking that out if you want to do it.

[00:22:42] And I said I'd give you a super advanced, professional, even, way in which you can use podcasts to improve your speaking. I actually found out about this after speaking to an amazing member of Leonardo English from China who is doing a Masters in interpreting.

[00:22:59] She listens to a podcast and practises doing simultaneous interpreting, imagining that she is having to translate an episode real-time into Mandarin.

[00:23:12] Of course, this is a very advanced technique, so it does come with that warning, but feel free to give that a go if you would like to give yourself a real challenge.

[00:23:24] Right, let's move onto our last section, writing.

[00:23:29] This is a short section because, really, everything I spoke about with recording yourself can be done in writing.

[00:23:37] You can write down a summary of what you heard, you can write your own thoughts and opinions about it and share them online. And you can even transcribe it, you can try listening to a podcast episode, writing down what you heard, and comparing that with the original transcript.

[00:23:57] Of course, these activities develop a different set of skills - your writing skills.

[00:24:03] And even if you think, "well, speaking is much more important than writing", I would strongly advise you to not overlook the power of writing, to not think that writing is unimportant.

[00:24:17] Writing is an incredibly powerful skill in terms of forming ideas and structuring what you want to say. Writing also gives you the chance to think more critically about the words and phrases you want to use, and, perhaps counterintuitively, writing ends up improving your speaking skills.

[00:24:38] To explain how this works, writing gives you the time to think that you don't have when speaking. You can use this to your advantage by choosing different, new words or phrases, and because you have started using them in writing, you will be more likely to recall, to remember them, when it comes to speaking.

[00:24:55] And if you've learned them in a podcast then you will already know how to pronounce them.

[00:25:06] OK, so those are my top tips and strategies on how to use podcasts to improve your English.

[00:25:13] In case you haven't guessed, I'm a huge proponent, a huge believer, in the power of podcasts for learning English.

[00:25:22] I've spoken to hundreds of you and have seen the impact that podcasts have had on your language learning journey.

[00:25:30] So, whether you are just getting started with podcasts, or you have been listening for a long time now, I hope these tips will help you become a more confident and more effective learner of English.

[00:25:45] OK then, that is it for today's unusual episode on how to use podcasts to improve your English.

[00:25:53] For those of you thinking “hang on, where have all the curious stories gone”, don’t worry, this is a one-of-a-kind episode, normal programming will resume in the next one.

[00:26:04] As always, and in fact even more than always, I would love to know what you thought of this episode.

[00:26:11] How long have you been using podcasts to learn English? How have you been using them?

[00:26:16] Have you been using any of the strategies I spoke about in this episode? Have you found them to be effective? And are there others that I should have mentioned?

[00:26:25] I’d love to know - you can hit me up, you can email me on hi - hi @leonardoenglish.com.

[00:26:33] The place you can go for all of that is leonardoenglish.com.

[00:26:39] You've been listening to English Learning for Curious Minds, by Leonardo English.

[00:26:44] I'm Alastair Budge, you stay safe, and I'll catch you in the next episode.

In this podcast content, Alastair talked about strategies to use podcast in order to improve English skill. In line with this content, fluency is an important aspect in learning speaking. As this content gave some strategies on how to use podcast to improve our English skills, the researcher concludes that this podcast content can be used for learning speaking in order to talk fluently in English.

2. The Content of Podcast that Help The Learner in Learning Speaking

General explanation about five podcast channels was already explained. The result of the researcher's research, the topic that used for podcast content for learning speaking were grammar, vocabulary (English expression or idiom), and pronunciation. The researcher found that all founder of the five podcast channels have the same purpose when creating these channels, it was to help people learning English and improving their English skills in more interesting way.

B. Discussion

Discussion part is a chapter where the research is was already conducted by documentation. According to the explanation on the previous chapter, there are two research questions in this research: 1) the podcasts that can be used for learning speaking and 2) how do the content of podcast help the learners in learning speaking? To answer the questions, the researcher elaborates several points as part of the research findings to answer the research questions.

1. Five Podcast Channels that Can Be Used for Learning Speaking

The first research question is asking about what are the podcasts that can be used for learning speaking. The findings showed there are five podcast channels can be used for learning speaking. These five channels have its own style at delivering the content of the podcast and all the five channels have the same purpose to make people learn English in more interesting way. as stated on the previous chapter, the important aspects of speaking are vocabulary, grammar, pronunciation, fluency, and accuracy. All the content of those five podcast channels included vocabulary, grammar, and pronunciation that were very helpful for learners who want to learn speaking. For fluency and accuracy, those two aspect could be reach if the learners practice speaking consistently.

According to Keasberry (2018), the use of digital sources have a positive impact on learners when it came to learning. In accordance with this theory, Rahsmasari, Ahmad, & Kamil (2021) stated that learners apprehend podcast as an interesting learning media for speaking because it has many topics or content so that they can listen to the audio, read the transcript, and practice whenever and wherever they want. Moreover, as the researcher stated on the previous paragraph, the important aspects for learning speaking (vocabulary, grammar, pronunciation) were included in the content of the five podcast channels

2. The Content of Podcast that Help The Learner in Learning Speaking

The second research question asked about how did the content of the podcast channel help learners in learning speaking. Those five podcast channel are have so many users and easy to understand. These channel sort the content based on the topic such vocabulary, grammar, and pronunciation, and also sort by the stage of the English skills level that is very useful if the learners want to learn English in more interesting way. In vocabulary topic, the learner can learn new vocabularies (words & phrases) and how to use it correctly. In grammar, the learner will learn grammar in English which will

help them when arranging words into sentences. At pronunciation we will learn how to pronounce words or phrases or idioms correctly and also how to use it. In line with Keasberry (2018) that already stated the use of digital sources have a positive impact for learners in learning process, the researcher found that the use of podcast as an alternative way for learning speaking was appropriate with the theory above. To strengthen the theory, the researcher put supporting testimonials from some podcast channels as follow:

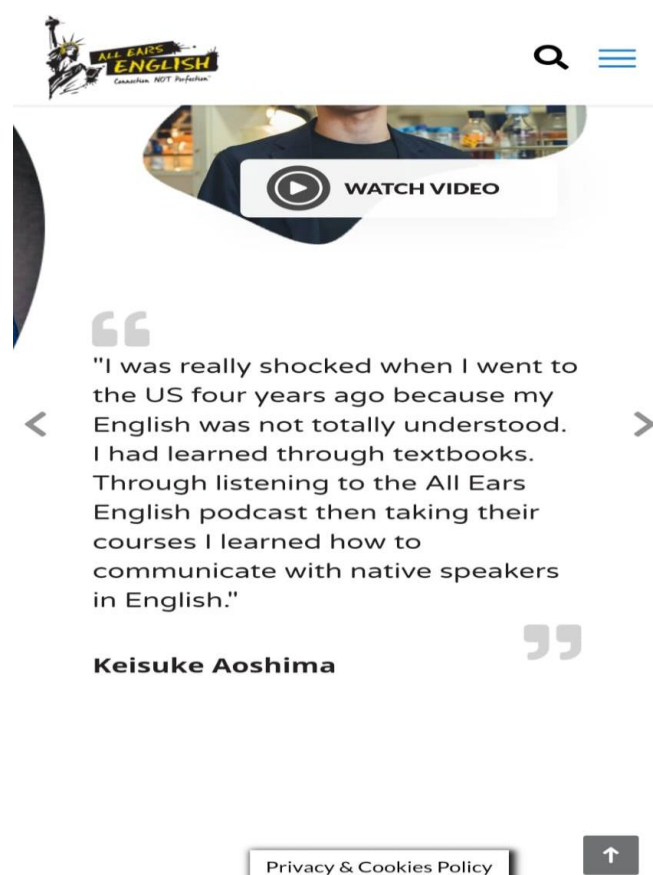


Figure 4.7 Testimonial of All Ears English



Figure 4.8 Testimonial of All Ears English



Figure 4.9 Testimonial of All Ears English