

CHAPTER IV

FINDINGS AND DISCUSSION

A. Findings

This chapter presents the research results, which are divided into two parts, namely, findings and discussion. As the researcher mentioned in the research objectives, this research aims to collect and analyze various podcasts as digital resources that can help students learn English. There are two objectives written by researchers in this study that have been described and analyzed, such as:

1. Kinds of Podcast That Can be Use for Learning English

There are several podcasts which selected by the researcher based on the criteria as a good source for learning English, such as:

a. Luke's English Podcast

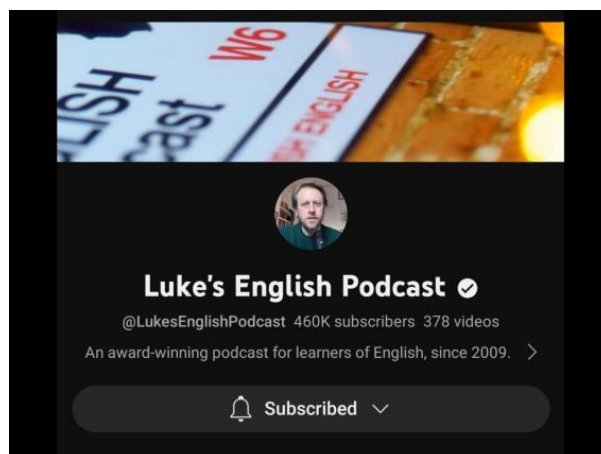


Figure 4.1. Luke's English Podcast on YouTube

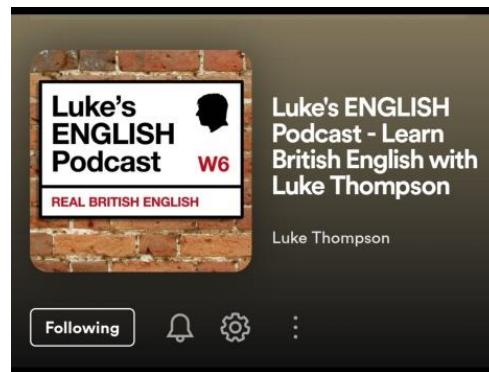


Figure 4.2. Luke's English Podcast on Spotify

Luke's English Podcast was created by Luke Thompson, an English teacher from London who is also a stand-up comedian. Since 2009, Luke has produced the podcast in his flat for 14 years. He currently has over 800 podcast episodes.

Luke uploaded his first audio podcast to his channel on Spotify for the very first time on April 12, 2009. He also uploaded his podcast on his YouTube channel which he created on April 13, 2009. He has over than 17 million views from over than 370 videos uploaded and has over than 460,000 subscribers.

In his podcast, Luke presents his listeners with a variety of English learning materials, including grammar, vocabulary, pronunciation, and many more in his podcast.

b. Adept English Podcast

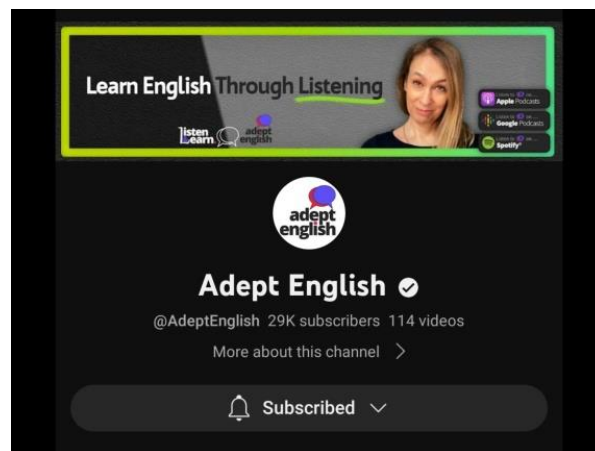


Figure 4.3. Adept English Podcast on YouTube




Figure 4.4. Adept English Podcast on Spotify

Hilary Platt, a British professional psychotherapist, has been hosting this podcast since 2014. She speaks slowly and very clearly, and there are currently over 600 podcast episodes. This podcast is a good choice for both beginner and intermediate language learners.

The Adept English Podcast created its YouTube account on April 22, 2016. The channel has over than 500.000 views from over than 100 videos uploaded and has over than

29,000 subscribers. On June 13, 2022, the first podcast content was uploaded to the Adept English Podcast on Spotify.

The objective of Adept English is to improve your fluency in English. Their method to teaching English is to learn through listening. Twice a week, they release new audio lessons for learning English, accompanied by written transcripts.

c. To Fluency Podcast

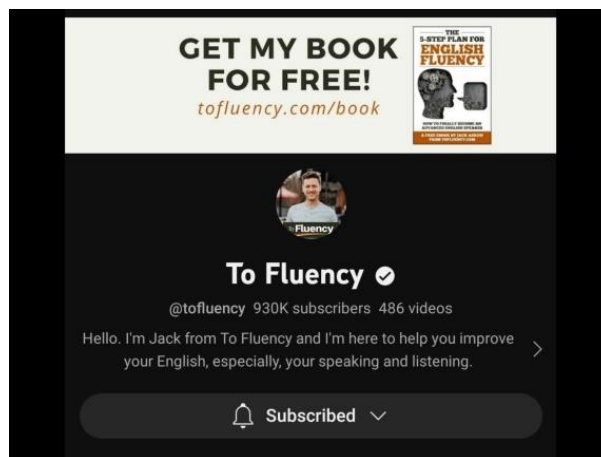


Figure 4.5. To Fluency Podcast on YouTube



Figure 4.6. To Fluency Podcast on Spotify

The To Fluency Podcast was created by Jack Askew, who also serves as its host. With the To Fluency Podcast, he will

provide you with English learning guidance and specific lessons to help you progress. This podcast will teach you essential vocabulary, the most effective ways to learn English, as well as the most effective listening exercises so that you may begin understanding native speakers.

The To Fluency Podcast created its YouTube account on October 16, 2014. The channel has over than 29 millions views from over than 450 videos uploaded and has over than 930.000 subscribers. On April 1, 2021, the first podcast content was uploaded to the To Fluency English podcast on Spotify.

d. Espresso English Podcast

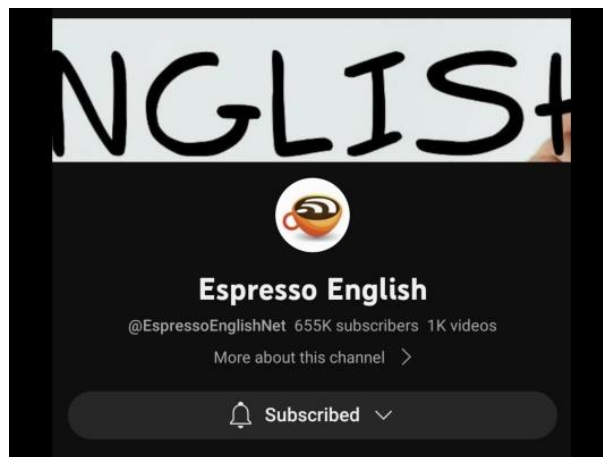


Figure 4.7. Espresso English Podcast on YouTube



Figure 4.8. Espresso English Podcast on Spotify

The Espresso English podcast is designed for learners at the beginner and intermediate levels. It has over 400 episodes and is taught by Shayna Oliveira. This podcast teaches grammar, vocabulary, and pronunciation to learners with a pretty basic understanding of English.

Shayna uploaded her first audio podcast to her channel on Spotify on January 12, 2015. She also created a YouTube account for Espresso English Podcast on December 25, 2011. The channel has over than 45 million views from over than 1000 videos uploaded and has over than 650,000 subscribers.

e. 6 Minutes English



Figure 4.9. 6 Minutes English on YouTube



Figure 4.10. 6 Minutes English Podcast on Spotify

6 Minutes English is presented by BBC Radio. This podcast, as its name implies, is around six minutes long and is uploaded every Thursday. This podcast is suitable for beginners and intermediate English learners to listen to. 6 Minutes English is in conversation format and features a British accent. Although the discussion is carried out lightly, the contents of the discussion are fairly weighty.

6 Minutes English has already accumulated over 250 episodes. The first podcast to be uploaded to the 6 Minutes English Spotify channel began on April 26, 2018. In addition, 6 Minute English also has a YouTube account that is part of the BBC Learning English which was made on June 18, 2008. Now the account has more than 250 million views from more than 3000 videos uploaded and has more than 4 million subscribers.

2. The Contents of Podcast That Help The Learner in Learning English

The following is podcast content that can help listeners learn English, as analyzed by researchers, such as:

a. Luke's English Podcast

The following is an explanation of the podcasts used by the researcher to analyze Luke's English Podcast, such as:

1) "660. Using TV Series & Films to Improve Your English"

is the title of the audio podcast, which was uploaded on April 14, 2020, on Spotify and YouTube. In this podcast episode, Luke will help his listeners improve their listening comprehension skills. They can also improve their reading skills by reading the podcast transcripts that Luke has provided on Luke's English Podcast website. Moreover, Luke is going to provide listeners with lots of practical advice to help them improve their English by using TV series and films, such as:

a) **There are differences between watching for entertainment and watching to improve your English.**

Watching in order to learn English might involve thinking outside the box and doing things a bit differently.

b) **The use of TV and films to learn English is not just a quick or easy method of learning,** Even though some

people say, "Just watch stuff in English, and you'll be a native speaker in no time!" It is not that easy.

- c) In your native tongue, you could simply switch on a film or TV series and then passively watch it without paying any attention. In English, this is probably not going to work. **Be prepared to concentrate and perhaps be more active while watching**, which frequently involves using the English subtitles, which are an extra advantage.
- d) **Choose content that gives you the option to have English subtitles.** Although watching with subtitles in your native tongue might be helpful so you can see how things are being translated and contrast it with the English you're hearing, it's always ideal to operate only in English. Do everything in English. Therefore, use English for both the audio and the subtitles.
- e) "Should I always watch with the English subtitles on?" **When it comes to using subtitles, there are no strict guidelines. Each option has both advantages and disadvantages.**
- f) **Using English subtitles can help you understand what you are hearing, particularly if you recognize that spoken English and written English can be quite different.** The difference between how words and

sentences sound and how they are written can be filled in by subtitles. You will undoubtedly miss a lot of what is being said when you listen to something without subtitles..

- g) **Be aware that if you just watch with subtitles, you might not develop true listening skills.** You are basically just reading while you watch, and as we all know, in the real world, you don't get subtitles appearing in the air when people speak. So, the point is, there are advantages and disadvantages to subtitles and no subtitles, so you should have both. Experiment with switching the subtitles on and off while you are watching in order to try to get the best of both worlds.
- h) **Watch stuff more than once.** You can watch a film or TV series multiple times, perhaps starting with subtitles in your native tongue, switching to English subtitles, and then finishing with no subtitles at all. After watching something several times, you will be surprised by how much more you notice, understand, and remember. There is nothing wrong or strange about rewatching a film or TV series.
- i) You can **switch between watching an episode with and without subtitles when watching a film or TV series.** Do one episode with subtitles and the next without, if possible. If you just have trouble understanding an episode without

subtitles, try watching it with subtitles first and then without. The second time you watch it, this can actually improve how well you practice listening.

- j) If you watch a film or TV series more than once, you don't have to watch it all over again from the start. You could limit yourself by choosing certain scenes. **Watch some scenes multiple times, both with and without subtitles.**
- k) **Check your understanding of what you heard by comparing it to the subtitles.** You might try watching a scene and then trying to describe what just happened and what was said at the time. Then rewatch with the subtitles to make sure. You might explain what you saw, discuss it with a friend, or just write it down.
- l) **You might keep notes of the films or TV series you watch.** Write brief summaries of scenes, then rewrite your summaries if necessary after reviewing the scene with the subtitles. **This is a great way to transform listening practice into productive practice. Even if no one else reads it, writing in English is still beneficial. In short, it's a good idea to constantly practice producing English.**
- m) **Use monolingual dictionaries to look up specific new vocabulary when they appear. There are several online**

dictionaries, such as collinsdictionary.com, macmillandictionary.com, dictionary.cambridge.org, Longman Dictionary of Contemporary English Online www.ldoceonline.com/, and www.oxfordlearnersdictionaries.com/. They are all decent dictionaries that help you to look up words and phrases, see examples, and most importantly, hear the words pronounced. **Monolingual dictionaries are incredible tools that can be quite helpful.**

- n) **Do not worry too much about specific cultural details.** Characters sometimes mention things in their dialogue that you are just unaware of, such as names of individuals, locations, or events. If you really want to know, you could search for those topics and learn as you go. Otherwise, just try not to think about them too much.
- o) **Try writing down some scenes, especially if you thought the dialogue was awesome.** Check your writing by watching the scene once more with the subtitles.
- p) **Check online reviews or summaries of the film or TV series before you watch it to help you prepare.** It might help prevent you from getting confused if you are already familiar with the whole story or tone of the media you are watching.

- q) **You may read online reviews of the content you watch after you've watched it.** In this way, you can practice reading in between listening, which will make you much more interested in what you're reading.
- r) **Discover YouTube reviews for the films or TV series you've watched.** You will be fully invested in what you are listening to, which is an excellent method to improve your listening skills.
- s) **Consider your watching choices carefully.** Choose shows that you often enjoy and keep in mind that films and TV series might contain very "mumbly" dialogue or even plain "grunting" during a long fight scenes. Choose films or TV series that are easy to understand, perhaps comedies that points out the dialogue.
- t) The concept of **shadowing** is a method that a lot of people find to be effective. This basically means saying back the things you hear. It can be an effective method for essentially **transcribing orally**. If you want to know the things you are doing right or wrong, you need to look at the subtitles. You have opportunities to increase your vocabulary whenever you encounter words and phrases that you are unfamiliar with.

- u) **Speaking practice on your own is challenging.** You may simply summarize what you understand in writing. However, speaking is most effective when you have a conversation with someone else.
 - v) It is necessary to enjoy the content that you watch and listen. Your **motivation** will increase as a result. Finding the ideal show for you might require some time. However, avoid the urge to make yourself watch a show you find uncomfortable.
 - w) Watching scenes or episodes several times, writing things down and then comparing with subtitles, shadowing, writing reviews, and all that stuff. **You will never know how they might help you unless you take the initiative and try some of those things out, at the very least. If you do nothing but observe, that is fine. Don't feel bad about it.**
 - x) **It might be very difficult to understand films or TV series.** If you don't entirely understand, don't worry too much. It's sometimes not easy for people to understand what's happening in films or TV series, even when they're speaking it in their own language.
- 2) **“783. British or American?”** is the title of the audio and video podcast which was uploaded on August 25, 2022 on Spotify

and YouTube. In this podcast episode, Luke is accompanied by his guest Sarah Donnelly, American comedian. They will discuss the comparison of British and American English vocabulary during the podcast. In addition, Luke will help his listeners improve their listening comprehension skills, pronunciation, and vocabulary in this episode. They can also improve their reading skills by reading the podcast transcripts that Luke has provided on YouTube and Luke's English Podcast website. The following are some comparisons of British and American English vocabulary discussed by Luke and Sarah:

a) UK: **Biscuit**

USA: **Cookie**

In their discussion a cookie and a biscuit are slightly different. A cookie is larger, a bit softer and often has chocolate chips in it. Very common in the USA. Meanwhile in the UK they also have cookies, but biscuits are more common. A biscuit is often smaller and a bit harder or with more crunch to it. They like to eat them as a snack with a cup of tea or coffee.

b) UK: **Petrol**

USA: **Gas/ gasoline**

In the UK they call it petrol. In the USA they commonly call it gas or gasoline. That is the fuel that they put in their cars.

c) UK: **Crisps**

USA: **(Potato) chips**

Those snacks made from thin slices of potato which have been roasted and are sold in bags. Those are crisps in the UK and chips in the USA. But chips in the UK are more like American french fries, but not the same because chips (like with fish and chips) are thicker and chunkier.

d) UK: **Flat**

USA: **Apartment**

Generally in the UK they do refer to a home which is part of a larger building, as a flat, although they often use the word apartment too. In the USA they call it an apartment.

e) UK: **Sweets**

USA: **Candy**

One thing to note here is that the word “sweets” is plural and countable. So you can have a sweet or some sweets, or “how many sweets?” whereas candy is both countable and uncountable. So you can say “How much

candy do you want?” and also “I want some candy” and “Do you want a candy?”.

- f) UK: **“The city centre”, the “town centre” or “the centre of town”**

USA: **Downtown**

Downtown can be an adjective “A downtown address” or “in downtown Los Angeles” or an adverb (so you can do something downtown) “I’m going downtown” “An incident happened downtown yesterday”.

- g) UK: **The greengrocers / the shop / the local shop**

USA: **The grocery store**

The greengrocers in the UK is a small shop that just sells fruit and vegetables. For a generic shop that sells lots of things including some fruit and veg maybe, but certainly drinks, snacks, milk, beer, bread etc, a kind of convenience store, they might just call it “the shop” or “the local shop”.

- h) UK: **Swimming costume**

USA: **Swimsuit**

The clothes you wear when you go swimming.

British people might also say swimsuit.

b. Adept English Podcast

The following provides the content of some podcast that the researcher used to analyze the Adept English Podcast, such as:

1) “**Impress Your Listeners With Vivid Vocabulary Ep 584**” is the title of the audio and video podcast which was uploaded on October 24, 2022 on Spotify and YouTube. In this podcast episode, Hillary will invite listeners to expand their vocabulary. She will teach listeners to pronounce and use vocabulary that is more interesting than two simple expressions in English about how you feel namely "I'm hungry" and "I'm thirsty". Therefore, in this episode of the podcast, Hillary will help her podcast listeners improve their listening comprehension, pronunciation, and vocabulary skills. They can also improve their reading skills by reading the podcast transcripts provided by Hillary in her podcast videos or on the Adept English Podcast website. The following is the contents of this podcast episode:

a) "I'm hungry" in simple English, hungry. That means “I need something to eat”. Here are some other words from "hungry" that listeners can use to make it sound more interesting.

(1) **I'm starving** which means “I'm dying of hunger”.

(2) **I'm famished** which comes from the word famine.

(3) **I could eat a horse** can be used if someone's really hungry and they're conscious that their appetite is large, they feel as though they want to eat a lot.

(4) **I'm peckish** is often used when you don't really need to eat or you're not really that hungry, but you could just eat a little something.

(5) **I'm ravenous** can be used when we probably an hour and a half or two hours ago have ate lunch and now in dire need of some other food like toast or a biscuit.

b) "I'm thirsty" in simple English, thirsty. That means "I need something to drink". Here are some other words for "thirsty" that listeners can use to make it sound more interesting.

(1) **I'm parched** means "I'm thirsty. I need a drink".

(2) **I'm dehydrated** which means "I'm dying of thirst".

(3) **My mouth is bone dry** referring to the bones of a living creature perhaps that has died. left out in the open, that's dried out

2) **Simple Tips to Improve Your English Grammar When to Use "There Is" and "There Are" Ep 604** is the title of an audio and video podcast uploaded on January 5, 2022 on Spotify and YouTube. In this episode of the podcast, Hillary teaches listeners about grammar, namely how to use "there is" and "there are" correctly. Hillary said that this is something that's used frequently in English. It's pretty simple, but there are lots of people who get this one wrong, including native English

speakers. As well as improving their grammar skills, these podcast episodes also help listeners improve their listening comprehension, pronunciation, and vocabulary skills. Podcast transcripts that have been provided by Hillary on YouTube and Spotify video podcasts can also improve listeners' reading skills. Here is an explanation of this episode where Hillary explained that the rule uses “there is” and “there are” it's quite simple.

a) “There is” is used if you're talking about one thing, something singular, or you're talking about an uncountable noun, for example:

(1) There is water on the roof.

(2) There's a cat on the fence.

b) “There are” is used if you're talking about more than one thing, it's plural, for example:

(1) There are two cats on the fence.

(2) There are too many cars on the road.

c. To Fluency Podcast

The following is an explanation of several podcasts that the researcher took as material for analysis of the To Fluency Podcast, such as:

1) “**How to Improve Your Writing in English (6 Powerful Tips)**” is the title of an audio and video podcast uploaded on

June 3, 2021 on Spotify and YouTube. In this episode of the podcast, Jack will help listeners improve their listening, writing and reading comprehension skills. This time, Jack provides listeners with some tips to help listeners improve their English writing skills, namely:

a) Tip 1: Focus on The Writing Style You Need

Understand your subject matter and ideal writing style before you begin. Focus on business English if you are writing for business purposes.

b) Tip 2: Find Examples of Text and Copy Them

You need to get used to the style you like. Approach texts to copy without referring to the original, and then make corrections by referring to the original afterward.

c) Tip 3: Read A Lot

Reading will be one of the most important tools to help you understand how English is written, as well as to help you identify any errors you are currently making. If you copy passages, reading can also be a way for you to correct any flaws you see.

d) Tip 4: Practise and Get Feedback

You need to practice and make an effort to acquire feedback. Try writing activities and find a native English

speaker to correct you after using the copying technique a few times and feeling a little more confident.

e) Tip 5: Use Apps, in Particular, My Favourite: Grammarly

It is great because it informs you to mistakes in grammar on almost any website, social media platform, email provider, etc. As a result, you may be confident that your typing is accurate. However, as it corrects your errors frequently, you will learn to recognize them and know how to prevent having them displayed in the future.

f) Tip 6: Take Your Time, and be Sure to Search for New Sentences to Learn and Practice

All of your efforts will be wasted if you haste and don't retain the hard work you put in. Find helpful new sentences to learn on a regular basis to help you expand your vocabulary and become a more effective writer overall.

Above all, remember to treat yourself with kindness and to not be too hard on yourself if you don't achieve fluency immediately. You are already moving in the correct direction.

- 2) **“Do You Know These 11 Everyday English Idioms?”** is the title of an audio and video podcast uploaded on October 7, 2021 on Spotify and YouTube. In this podcast episode, Jack will teach listeners 11 essential everyday idioms. Itu artinya

pendengar podcast akan mendapatkan pelajaran yang membantu meningkatkan kosakata dan idioms baru. Episode ini juga meningkatkan kemampuan pronunciation dan kemampuan pemahaman mendengar. Here are 11 idioms and their explanation by Jack:

a) Jump on The Bandwagon

This idiom means to begin doing something because it is gaining popularity. For example:

A: "Are you watching the England game tonight? You never watch Football."

B: "I know, but they might win the Euros."

A: "**Someone's jumping on the bandwagon.**"

b) Under The Weather

Feeling under the weather refers to feeling unwell. However, it is not excessively strong. As an example, if you were seriously ill, you wouldn't use this.

A: "Are you coming to the party later?"

B: "I can't. *Sarah's under the weather* so we both have to stay home."

c) Bucket List

A bucket list is a list of things that a person wants to do and experience before they pass away. For example:

A: "Guess, what..."

B: "What?"

A: "I've just won a free vacation to the Grand Canyon!"

B: "Holy... *that's on my bucket list!*"

d) Get a Second Wind

This describes the experience of being reenergized after being exhausted. It is frequently used in sports. For example:

A: "All right, let's get to work."

B: "You were exhausted a second ago."

A: "I know, *I got a second wind.*"

e) No Pain, No Gain

This implies that you won't succeed unless your experience discomfort and possibly even suffering. In sports, it is frequently used. The coach might say the phrase "no pain, no gain" when the team is working out and the players are growing tired.

f) A Blessing in Disguise

A blessing in disguise is when something you initially see as negative or unfortunate turns out to be beneficial. For example:

(1) Failing his exam was a blessing in disguise as he ended up doing work he loved.

(2) Going the wrong way in Ecuador was a blessing in disguise as I met my wife.

g) Get Something off Your Chest

To get something off one's chest is to inform someone about something that makes them uncomfortable or about something about which they are not proud. For example:

A: "So, I've been meaning **to get something off my chest** for a while."

B: "Uh oh, go on..."

A: "I don't really like our dog."

h) So Far, So Good

This mean, up to this point in time, it's good. For example:

A: "What are you watching?"

B: "Game of Thrones."

A: "How is it?"

B: "**So far so good.**"

i) Get on Nerves

This means to annoy. For example:

A: *annoying video*

B: "Will you turn that off, **it's getting on my nerves.**"

A: *turns it off*

j) Lighten Up

In other words, be less serious about something. not to get too worked up over something. For example:

A: "I was just kidding, **lighten up.**"

B: "I know, I need to lighten up a bit."

k) Butterflies in Stomach

To have butterflies in your stomach means to feel nervous or anxious. More specifically, you can feel it in your stomach like little butterflies are fluttering around in there. For Example:

A: "Are you ready for your speech?"

B: "I'm a little nervous. Actually, **I have butterflies in my stomach.**"

d. **Espresso English Podcast**

The following is an explanation of several podcasts that the researcher took as material for the analysis of Espresso English Podcast, namely:

- 1) "**If I Was**" or "**If I Were...**"? is the title of a video podcast uploaded on September 25, 2022 on YouTube. Meanwhile, the podcast audio was uploaded on September 28, 2022 on Spotify. In this podcast, Shayna will explain how to use "if I was" and "if I were" in a sentence. That means in this episode Shayna will help improve the grammar skills of her podcast listeners. In addition, this episode also helps improve listening and

reading comprehension skills. The following is an explanation of how to use “if I were” and “if I was” delivered by Shayna on the Espresso English Podcast.

- a) "If I were" is used for imaginary situations, examples are:
- (1) “**If I were an animal**, I’d be a cat”. obviously I’m not really an animal, I’m just imagining it.
 - (2) “I’d buy a house on the beach **if I were rich**”. I’m not rich, but I’m imagining being rich.
- b) “If I was” is used when we are talking about a past situation that was really possible, for example:
- (1) “I’m sorry **if I was rude**”. It’s possible that I was actually rude.
 - (2) “**If I was drunk** last night, then you shouldn’t have let me drive home”. It’s a real possibility that I really was drunk last night.
- 2) “**When Do We Use SHALL in English?**” is the title of a video podcast uploaded on May 8, 2022 on YouTube. Meanwhile, the podcast audio was uploaded on May 11, 2022 on Spotify. In this episode, Shayna will help her podcast listeners improve their listening comprehension, pronunciation and vocabulary skills. Listeners can also improve their reading skills by reading the podcast transcripts provided by Shayna on YouTube or the Espresso Podcast website. This podcast explains how to use the

word "shall" in a sentence. Shayna then explained that the word "Shall" is similar to "will" because it talks about the future, for example:

- a) I **shall** call him tomorrow.
- b) I **will** call him tomorrow.

However, the use of the word "shall" is used more often in British English than in American English. Because for American English the word "shall" sounds very formal. They often use the word "will" to talk about the future.

According to Shayna, American English still uses the word "shall" although rarely, for example:

- a) When they want to ask a question with a little more formality, like “**Shall we dance?**” or “**Shall we get started?**”
- b) “Shall” can also be used for obligations/requirements, for example, “Workers **shall** wear protective equipment at all times.” And “shall not” is used for things that are prohibited: “The company **shall not** discriminate on the basis of race or gender.”
- c) And finally, you’ll occasionally hear “shall we?” used as a question tag after statements with “let’s.” So the business person beginning a meeting could say, “**Let’s get started, shall we?**”

e. **6 Minute English**

The following is an explanation of several podcasts that the researcher took as material for analysis of the 6 Minutes English Podcast, namely:

- 1) **“Confused by Modern Idioms?”** is the title of an audio and video podcast uploaded on July 28, 2022 on Spotify and YouTube. The podcast is hosted by two people, namely Rob and Sam. They talk about modern idioms. These podcast episodes will help listeners improve their vocabulary, idioms, pronunciation, reading and listening comprehension skills. This can also improve speaking skills if podcast listeners use it in daily life. There are several idioms learned in this episode, such as:

- a) **Spend a Penny**

Spend a penny is an old-fashioned way of saying ‘go to the toilet’.

- b) **Throw in the Towel**

Throw in the towel is an idiom for giving up or quitting something because you know you can't win.

- c) **Groundhog Day**

The idiom "Groundhog Day" refers to a circumstance in which previously occurring events repeat themselves exactly as they did the first time.

d) **Ubiquitous**

Ubiquitous means that it seems to appear everywhere.

e) **Break the internet**

Break the internet refers to creating online excitement for something to the point where it attracts so many visitors that the website crashes.

f) **First-world Problem**

First-world problem is a problem that does not seem very important when compared to the serious problems faced by people in poorer parts of the world.

- 2) **“Meet the Flavourists”** is the title of a video podcast uploaded on November 4, 2022 on YouTube. Meanwhile, the podcast audio was uploaded on November 3, 2022 on Spotify. The podcast is hosted by two people, namely Neil and Sam. These podcast episodes will help listeners improve their vocabulary, pronunciation, reading and listening comprehension skills. In this episode they talk about flavourists that make food taste delicious. In this episode they teach some related vocabulary along the way, such as:

a) **Dozen**

Dozen means twelve.

b) **Dark Art**

Dark art is a cunning and dishonest, wicked or magical method of accomplishing something.

c) **Guild**

Guild is an association of people who do the same job or have the same interests.

d) **Apprenticeship**

Apprenticeship is a person who worked for a skilled master for a period of time, often for low pay, in order to acquire their knowledge and skills.

e) **On-the-job**

On-the-job is an activity that happening at a place of work, while you are working.

f) **Artisan**

Artisan is a person doing skilled work with their hands.

B. Discussion

The findings section revealed each podcast and the kinds of content they produced. In this section, the researcher will give more detail about each podcast and the influence the podcasts have on their listeners.

1. Luke's English Podcast

Through the content of Luke's English podcast, Luke helps his listeners learn English. The podcast contains a wide variety of topics and is quite long, lasting between 60 and 100 minutes. When he talks

about lots of interesting topics, his style is conversational, giving the impression that learners are having a conversation with him.

Luke has a pleasant, captivating voice that attracts the listener's attention. His English pronunciation is excellent, and it is easy to understand what he is saying. His English was spoken at a reasonable rate, and each episode was entertaining and informative.

In his podcast, he occasionally features a guest speaker, and so the podcast is quite entertaining and there is a lot of knowledge that can be learned. This makes listeners feel like they are having a conversation with Luke or Luke and his guests. Luke's monologues are understandable by intermediate level listeners, but his discussions with his guests can be a bit challenging.

This podcast can help podcast listeners improve all skills in English such as listening, speaking, reading, and writing. Other aspects of the language such as vocabulary, pronunciation, and grammar can also be improved. That's because Luke's English Podcast has a lot of podcast material and wide variety of topics. So it's not surprising that this podcast can improve a lot of skills in learning English.

2. Adept English Podcast

Hilary Platt is a native English speaker. She lives in United Kingdom. Hilary manages the Adept English Podcast and provides listeners with direct learning materials relevant to English language learning.

This podcast is between 7 and 15 minutes in length. Both on Spotify and YouTube, uploaded podcasts are video podcasts that already have text in them. So, while listening to the podcast, listeners can read the text displayed in the video.

According to the objective of the Adept English Podcast, in order to help listeners speak English fluently, the content of this podcast is indeed designed to help listeners in learning English. Therefore, this podcast can help improve skills in English such as listening, speaking, reading, and writing. Other aspects of the language such as vocabulary, pronunciation, and grammar can also be improved. That's because Adept English Podcast is suitable for listeners who are still at the beginner and intermediate levels. This podcast has a wide variety of topics. Besides from that, Hillary spoke clearly and slowly.

3. To Fluency Podcast

The To Fluency podcast is hosted by a native speaker named Jack Askew. He is a certified English teacher and language enthusiast. Jack done research on how to improve his level of English, then applied the methods to his own language learning, collaborated with people from all over the world, and then saw impressive results. As a result, he has helped numerous English language learners in reaching an advanced level. Therefore, this podcast can help its listeners in learning English.

Today he uses the knowledge he has learned to produce podcasts for the purpose of helping others with their English. The To Fluency Podcast contains everything of his knowledge and expertise. This podcast is intended for people who are interested in improving their English proficiency, especially from intermediate to advanced level.

To the listeners of his podcast, To Fluency Podcast, Jack will provide English learning advice. Each episode of the podcast is between 13 to 30 minutes in length. The podcast's content is varied, and Jack's pronunciation is understandable for intermediate level listeners. Therefore, this podcast can help podcast listeners improve their skills in English such as listening, speaking, reading, and writing. Other aspects of the language such as vocabulary, pronunciation, and grammar can also be improved.

4. Espresso English Podcast

Shayna, the host of the Espresso English Podcast, is an American who currently resides in Brazil and works as an English teacher and translator. Because of the fact that she was born and raised in the United States, the host of this podcast speaks with an American accent. Espresso English Podcast will help listeners learn English in a short duration. With relatively short episodes, this podcast is ideal for people with limited time who desire clear, simple, and quick information. Each week, there will be new courses for learners, and

there are hundreds of audios available to people who are new to this podcast and wish to learn.

Each episode of this podcast is between 5 and 10 minutes in length. This podcast contains a variety of content. Here, the learners will gain a basic understanding of grammar, pronunciation, vocabulary, and English learning advice. This will help podcast listeners improve their skills in English such as listening, speaking, reading, and writing.

This podcast is great since it has so many episodes, and each one handles a different issue that English as a Second Language (ESL) students frequently face. For example, if you don't know the difference between an adjective and an adverb or have trouble choosing the right grammar for a sentence, this podcast will guide you in the correct direction.

5. 6 Minutes English

6 Minutes English podcast can help listeners learn English through its short content. This podcast is the solution for people who wish to expand their knowledge while improving their listening skills. Each episode is only six minutes in total and discuss on daily issues in a conversational tone. As the conversation progresses, the speaker frequently inserts topic related vocabulary and explains its meaning.

Even though it is designed for language learners, the content is nevertheless interesting, and the speakers talk clearly and at a

reasonable speed making it much easier to understand. The content of each episode includes a vocabulary list, a thought-provoking question, and a transcript to help learners follow along if they miss any words or phrases. In addition, the audio and transcript of the 6 Minutes English podcast can be downloaded, allowing learners to listen to the program even when they are not connected to the internet.

With a duration of 6 minutes, this podcast can help improve skills in English such as listening, speaking, reading and writing skills. Other aspects of the language such as vocabulary, pronunciation, and grammar can also be improved. This podcast is suitable for beginners and intermediate English learners to listen to.