

CHAPTER IV

FINDING AND DISCUSSION

In this chapter, the researcher presents findings and discussion. There are questions that has to be answered in this research. That is about how the android applications that the most search google has recommended would be useful for learning English.

A. Findings

The impact of rapid development of technology makes its users easy in accessing the internet. This ease of accessing the internet also provides many ways to learn English easily, one of them is to use an application that can be downloaded on Android.

Observations led researchers to discover many Android applications that concentrated primarily on teaching English, such as Cakap, Duolingo, Memrise, Hello Talk, Hello English, Cake, Mondly Languages, Rosetta Stone and Busuu.

1. Cakap



Figure 4.1. The Logo of Application Cakap

Cakap helps the students to learn some languages directly with experts in each language. According to Google Play Store, Cakap has reached 1

million users now. Cakap is an online English learning platform that offers language courses through a mobile app. This application has some features, that is home page, feed, my class, and profile. In the home page feature, there are Language part and Upskill part. Language part contains class placement by a test to find out where our ability in the English language is and live speaking test which the test is purchase for Rp.10.000,00. There are 3 learning methods used by Cakap:

1. Cakap Club.

Cakap Club is a platform for group discussion which discuss about various topics every day.

2. Cakap Private.

Cakap Private is a platform for an individual that will make the study more private because we can choose the teacher and the lessons by ourselves.

3. Cakap Semi-private.

Cakap Semi-private is a platform that consists of 3-5 people. There are two ways to register for Cakap semi-private, the first is by selecting 2 or 4 friends from Cakap to become friends in a group. The second is to choose 2 or 4 people by yourself to be a group of friend.

There is a Next for the feature on the home page is Upskill. Upskill part contains recommendations for webinars, pre-employment courses, crash courses for you, and a collection of webinar videos.

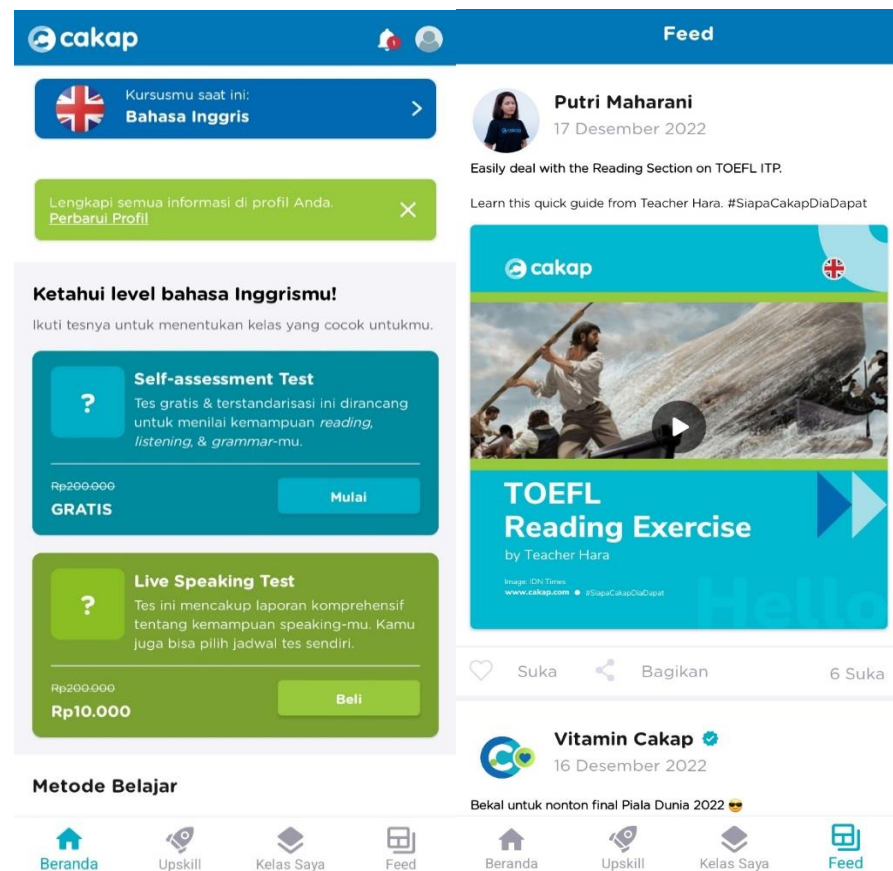


Figure 4.1.1. The Screenshots of Home Page and Feed of Application

Cakap

Here are some common features associated with Cakap:

1. **Personalized Language Courses:** Cakap provides personalized language courses tailored to the learner's proficiency level and learning goals. Courses are designed to cover different language skills, including vocabulary, grammar, speaking, listening, reading, and writing.
2. **One-on-One Live Lessons:** Cakap offers one-on-one live lessons with qualified language tutors. These interactive lessons enable learners to

- practice conversational skills, receive personalized feedback, and engage in real-time discussions with their tutors.
3. **Virtual Classroom:** Cakap's virtual classroom feature allows learners to participate in group lessons with other learners. This collaborative learning environment promotes interaction, peer-to-peer practice, and cultural exchange.
 4. **Multimedia Resources:** Cakap may provide multimedia resources such as audio recordings, videos, and interactive exercises to enhance language learning. These resources offer opportunities for listening comprehension, pronunciation practice, and cultural immersion.
 5. **Progress Tracking and Assessment:** Cakap typically includes progress tracking tools that allow learners to monitor their advancement. Learners can track completed lessons, view their performance metrics, and receive assessments or quizzes to evaluate their language proficiency.
 6. **Mobile Learning:** Cakap may have a mobile app that enables learners to access their language courses and learning materials on the go. This feature provides flexibility and convenience for learners who prefer learning through mobile devices.
 7. **Language Proficiency Certification:** Depending on the language offered, Cakap may offer language proficiency certifications upon successful completion of specific levels or courses. These certifications can be useful for academic or professional purposes.

Here are some advantages and disadvantages of using the Cakap app for learning English:

Advantages:

1. Convenience: The Cakap app allows learners to access English lessons anytime and anywhere, as long as they have an internet connection. This flexibility enables learners to fit their studies into their busy schedules.
2. Personalized Learning: The Cakap app provides personalized learning experiences through features such as one-on-one lessons with native English speakers. This individualized approach can cater to learners' specific needs and help them progress at their own pace.
3. Interactive Lessons: The app offers interactive lessons with multimedia elements, including audio, video, and quizzes. This interactive format can enhance engagement and make the learning process more enjoyable.
4. Pronunciation Practice: Cakap emphasizes pronunciation training and provides learners with opportunities to practice speaking English with native speakers. This focus on pronunciation can help improve overall communication skills.

Disadvantages:

1. Cost: While Cakap offers different subscription plans, including free options with limited access, some of the more comprehensive packages

may come at a cost. This aspect may be a disadvantage for learners on a tight budget.

2. Lack of Face-to-Face Interaction: Although Cakap provides one-on-one lessons with tutors, the interaction takes place through video calls. Some learners may prefer face-to-face interactions in a physical classroom setting, which may not be fully replicated through the app.

3. Limited Social Interaction: Learning a language involves not only practicing with tutors but also engaging in conversations with fellow learners. The Cakap app may lack social interaction features, making it challenging to practice English in a group setting.

4. Technical Issues: Like any digital platform, technical issues such as connectivity problems, app glitches, or audio/video quality can occur. These technical challenges can disrupt the learning experience and cause frustration for learners.

It's important to consider these advantages and disadvantages when deciding whether to use the Cakap app or any other language learning app. Additionally, you may want to read reviews and seek feedback from other users to gather a more comprehensive understanding of the app's effectiveness.

2. Duolingo



Figure 4.2. The Logo of Application Duolingo

The application Duolingo provides a simple and enjoyable place to learn different languages. According to Google Play Store, Duolingo has reached 100 million users now. With this application, we can learn English in many ways such as; choosing the right picture from the sounds that the narrative said, translating simple sentences which contain the new words that we have learned, speaking and then repeating simple sentences that the narrative said, and constructing words into sentences from what we hear from the narrative said. In this application, there are some features such as; home page, review page, league leaderboard, profile, mission page, and feed.

Here are some key features of Duolingo:

1. **Language Courses:** Duolingo provides a wide selection of language courses, including popular languages like Spanish, French, German, Italian, and more. Users can choose the language they want to learn and progress through various levels and lessons.
2. **Gamified Learning:** Duolingo incorporates gamification elements to make language learning more engaging and enjoyable. Users earn

points, complete levels, and unlock achievements as they progress, creating a sense of accomplishment and motivation.

3. **Bite-sized Lessons:** Duolingo offers short and interactive lessons that are easy to fit into daily routines. Each lesson focuses on specific language skills, such as vocabulary, grammar, listening comprehension, and speaking.
4. **Translation Exercises:** Duolingo includes translation exercises where users can practice their language skills by translating sentences or phrases from the target language to their native language or vice versa. This helps improve comprehension and reinforces vocabulary and grammar usage.
5. **Listening and Speaking Exercises:** Duolingo incorporates audio exercises where users listen to spoken sentences and select the correct translations or complete the missing words. It also offers speaking exercises where users can practice their pronunciation by repeating and recording sentences.
6. **Progress Tracking:** Duolingo provides a progress tracking system that allows users to monitor their advancement through the language course. It tracks completed lessons, skills mastered, and overall proficiency, providing a sense of progression and achievement.
7. **Duolingo Plus:** Duolingo offers a premium subscription called Duolingo Plus, which provides additional benefits like an ad-free

experience, offline access to lessons, and unlimited hearts (a feature that allows users to make mistakes without losing progress).

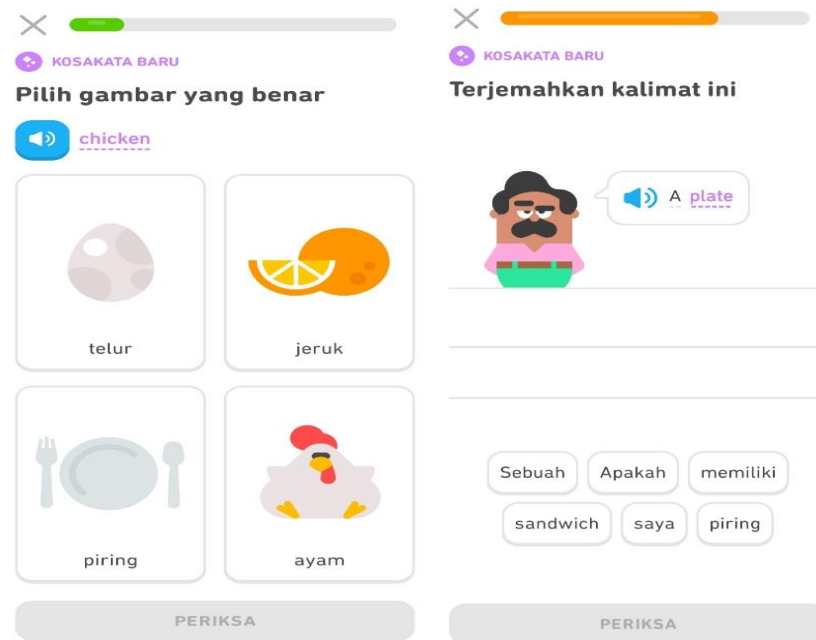


Figure 4.2.1. The Screenshots of Exercise of Application Duolingo

Here are some advantages and disadvantages of using the Duolingo app:

Advantages:

1. **Accessibility and Convenience:** Duolingo is available for free on various platforms, including mobile devices and web browsers. Learners can access the app anytime and anywhere, making it highly convenient for self-paced language learning.
2. **Gamified Learning Experience:** Duolingo incorporates gamification elements, such as achievements, levels, and rewards, which can make the learning process engaging and enjoyable. The app's interactive and

visually appealing design can motivate learners to continue their language studies.

3. Bite-sized Lessons: Duolingo presents lessons in small, manageable units, which are ideal for learners who prefer short study sessions or have limited time. The app's modular structure allows learners to progress gradually, building upon previously learned content.

4. Adaptive Learning: The app uses algorithms to adapt to learners' strengths and weaknesses. It adjusts the difficulty level of exercises based on performance, providing personalized recommendations and focusing on areas that require more practice.

5. Community and Social Features: Duolingo offers a community aspect where learners can join groups, compete with friends, and participate in discussion forums. These social features can create a sense of belonging and provide opportunities for language practice and peer support.

Disadvantages:

1. Limited Speaking and Listening Practice: Duolingo primarily focuses on reading and writing skills, which means that speaking and listening practice may not receive as much emphasis. Developing oral proficiency and listening comprehension may require supplemental resources or real-life conversations.

2. Simplified Content: Duolingo's content is designed to be accessible to beginners, but it may not cover more advanced or specialized language

topics. Learners seeking in-depth knowledge or specific vocabulary may need to supplement their studies with additional resources.

3. **Lack of Contextual Learning:** Duolingo's exercises often present sentences or phrases in isolation, which may not provide sufficient context for understanding how language is used in real-life situations. Complementary resources or immersion experiences can help address this limitation.

4. **Limited Feedback:** While Duolingo provides immediate feedback on exercises, the feedback can be automated and may not offer detailed explanations or personalized guidance for improvement. Some learners may benefit from more comprehensive feedback from teachers or language experts.

5. **Dependence on the App:** Relying solely on Duolingo for language learning may limit exposure to authentic materials, cultural aspects, and diverse learning resources. It's important to supplement Duolingo with other materials and activities to develop a well-rounded language proficiency.

Remember that individual experiences with Duolingo may vary, and it's important to consider your personal learning style, goals, and preferences when evaluating the app's suitability for your language learning journey. Exploring multiple resources and approaches can help create a more comprehensive and effective learning experience.

3. Memrise



Figure 4.3. The Logo of Application Memrise

Memrise is a free learning resources tool that can be accessed online at www.memrise.com and on mobile devices through Apple Store and Google Play Store. According to Google Play Store, Memrise has reached 10 million users now. Memrise is a mobile learning software that can help students increase their vocabulary outside of the classroom. Memrise makes use of the results of memory studies and appears towards automatically email users to remind users to go over content they have already studied in order to improve their chances of remembering it. Memrise is a language learning app that focuses on vocabulary acquisition and uses spaced repetition techniques. Memrise is a language learning platform that offers a range of features to help users learn languages effectively.

Here are some key features commonly associated with Memrise:

1. **Vocabulary Building:** Memrise focuses on vocabulary acquisition and offers a large library of vocabulary courses for various languages.

Users can choose courses based on their language of interest and specific topics.

2. Spaced Repetition System (SRS): Memrise uses a spaced repetition system to optimize learning and retention. It presents vocabulary words or phrases at strategic intervals to reinforce memory and enhance long-term retention.
3. Multimedia Learning: Memrise incorporates multimedia elements such as audio recordings, images, and example sentences to provide a well-rounded learning experience. These elements help users with pronunciation, listening comprehension, and context understanding.
4. User-Generated Content: Memrise allows users to create and share their own language courses. This feature enables a diverse range of courses, covering specialized vocabulary, colloquial expressions, and other language nuances.
5. Gamified Learning: Memrise gamifies the language learning process, turning it into a fun and interactive experience. Users earn points, compete on leaderboards, and unlock achievements, adding an element of motivation and engagement.
6. Grammar Lessons: In addition to vocabulary, Memrise also offers grammar lessons and explanations to support users in understanding the structural aspects of the language they are learning.
7. Listening and Speaking Exercises: Memrise includes listening exercises where users listen to audio clips and match them with the

corresponding words or phrases. Some courses also incorporate speaking exercises, allowing users to practice their pronunciation and speaking skills.

8. Progress Tracking and Goal Setting: Memrise tracks users' progress and allows them to set specific language learning goals. Users can monitor their learning statistics, track completed courses, and receive reminders to practice regularly.
9. Mobile App: Memrise offers a mobile app that allows users to learn languages anytime, anywhere. The app synchronizes progress with the web version, making it convenient for learners to continue their language learning on the go.

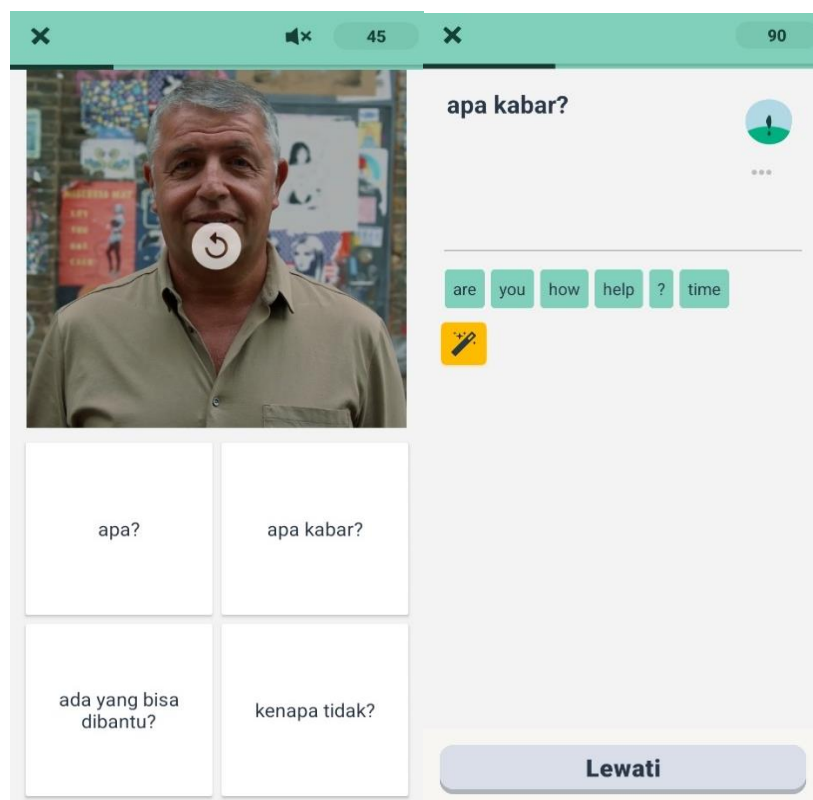


Figure 4.3.1. The Screenshots of Exercise of Application Memrise

Here are some advantages and disadvantages of using the Memrise app:

Advantages:

1. **Vocabulary Building:** Memrise places a strong emphasis on vocabulary acquisition. The app offers a wide range of language courses with extensive word lists and flashcard-based exercises, which can help learners expand their vocabulary efficiently.
2. **Spaced Repetition:** Memrise incorporates spaced repetition algorithms, which help learners review words at optimal intervals to reinforce memory retention. This technique enhances long-term retention and makes vocabulary learning more effective.
3. **User-Generated Content:** Memrise allows users to create and share their own language courses. This feature opens up a vast library of user-generated content, providing learners with access to a diverse range of vocabulary sets and language resources.
4. **Multimedia Learning:** The app incorporates multimedia elements, such as audio recordings and images, to enhance the learning experience. This multisensory approach can aid in associating words with their pronunciation and visual representation, facilitating better memorization.
5. **Gamified Learning Experience:** Memrise gamifies the learning process by incorporating points, streaks, and leaderboards. This gamification motivates learners to stay engaged and track their progress, making the learning experience more enjoyable.

Disadvantages:

1. **Focus on Vocabulary:** While Memrise is strong in vocabulary acquisition, it may not provide the same level of depth in other language skills such as grammar, listening comprehension, or speaking practice. Supplementary resources are necessary to develop a well-rounded proficiency.
2. **Lack of Contextual Learning:** Memrise primarily focuses on individual words or phrases, often presented in isolation. This approach may not provide sufficient context for understanding how words are used in authentic language usage. Supplementing with real-life examples and contextual resources is important.
3. **Limited Speaking and Listening Practice:** Memrise's exercises predominantly involve reading and typing, which may limit opportunities for speaking practice and listening comprehension. Incorporating speaking and listening activities outside the app is crucial for developing oral skills.
4. **User-Generated Content Quality:** While the availability of user-generated courses is a strength, the quality and accuracy of these courses can vary. Learners should be cautious and select reputable courses with reliable content.
5. **Free vs. Premium Features:** Memrise offers both free and premium features. While the free version provides access to basic courses, the

premium subscription unlocks additional content and features. Some learners may find the limitations of the free version restrictive.

As with any language learning app, it's important to consider your specific goals, preferred learning style, and additional resources when evaluating the suitability of Memrise for your language learning journey. Supplementing the app with comprehensive language materials and interactive practice can help you develop a well-rounded proficiency.

4. HelloTalk



Figure 4.4. The Logo of Application HelloTalk

HelloTalk is one of the many language learning apps available and can also be downloaded from the Google Play Store. According to Google Play Store, HelloTalk has reached 10 million users now. This HelloTalk app is used to send messages, record voice messages, receive calls, make video calls, and update status. There are more capabilities in the program that help students, including reply, translation, favorites, copy, speak, transliteration, and more. The students can get it from the iOS app store or the Google Play store for Android. The students will, however, make new international acquaintances. It is practical, inexpensive, and simple to activate the HelloTalk app. The students do, in fact, unconsciously

pick up English and improve their writing abilities. Above all, the students frequently use the app. HelloTalk is a language exchange app that connects language learners from around the world to practice their target language with native speakers.

Here are some key features commonly associated with HelloTalk:

1. **Language Exchange:** HelloTalk connects users with native speakers of the language they want to learn. It provides a platform for language exchange, allowing users to practice their target language by engaging in conversations with native speakers.
2. **Language Correction:** Users can receive corrections and feedback on their language skills from native speakers. This feature helps users improve their grammar, vocabulary, pronunciation, and overall language proficiency.
3. **Text, Voice, and Video Chat:** HelloTalk supports various modes of communication, including text messaging, voice calls, and video calls. Users can choose the method that suits them best to practice speaking and listening skills.
4. **Translation Assistance:** The app offers built-in translation tools to help users communicate with native speakers who may not understand their native language. This feature aids in overcoming language barriers and facilitates smoother conversations.
5. **Moments and Posts:** HelloTalk allows users to share text, photos, and audio recordings in the form of "moments" or posts. This feature

encourages cultural exchange, sharing language-related content, and receiving feedback from the community.

6. **Language Learning Resources:** HelloTalk may provide resources such as grammar guides, vocabulary lists, and audio samples to support language learning. These resources complement the interactive language exchange experience.
7. **Language Level and Interests Filtering:** Users can filter potential language partners based on their language proficiency level and shared interests. This feature helps users find suitable language exchange partners and focus on specific topics of interest.
8. **Community and Language Challenges:** HelloTalk fosters a supportive community of language learners through features like language challenges, where users can participate in language-related activities and competitions to further enhance their skills.
9. **Offline Language Learning:** HelloTalk offers offline learning features, enabling users to access previous conversations, language corrections, and shared resources even without an internet connection.

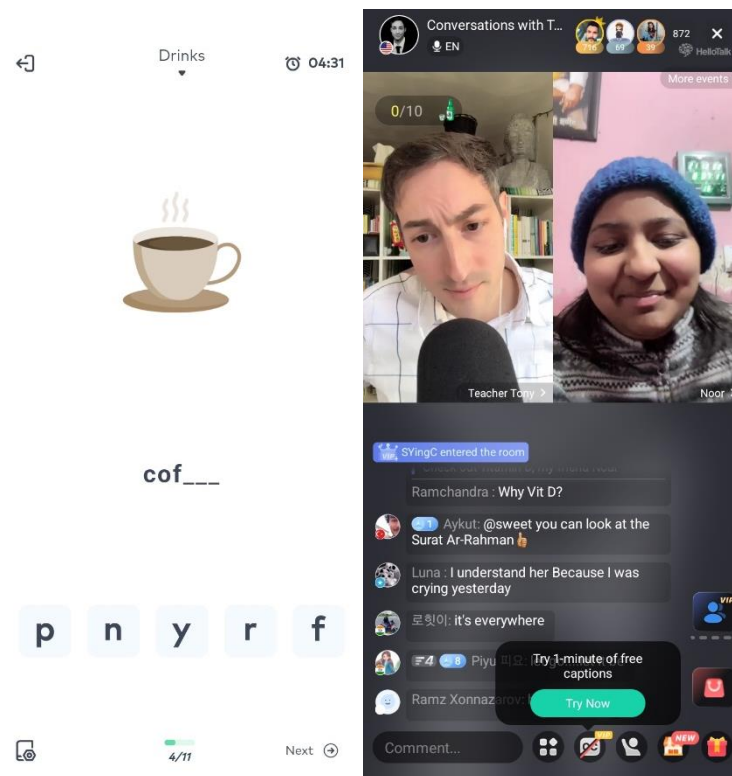


Figure 4.4.1. The Screenshots of Exercise and Community Channel of Application HelloTalk

Here are some advantages and disadvantages of using the HelloTalk app:

Advantages:

1. **Language Exchange:** HelloTalk provides a platform for language learners to engage in language exchange with native speakers of their target language. This interaction allows learners to practice their speaking, writing, and listening skills in a real-life context.
2. **Cultural Exchange:** Through HelloTalk, users have the opportunity to connect with people from different cultures and backgrounds. This fosters cultural exchange and provides insights into the customs,

traditions, and perspectives of the native speakers they communicate with.

3. Authentic Language Use: Interacting with native speakers on HelloTalk exposes learners to authentic language use, including idioms, slang, and colloquial expressions. This exposure helps learners develop a more natural and nuanced understanding of the target language.

4. Corrections and Feedback: HelloTalk users can receive corrections and feedback from native speakers on their language usage. This feature helps learners improve their language accuracy and fluency by identifying and rectifying mistakes.

5. Community Support: HelloTalk has a community aspect, allowing learners to join language learning groups, participate in language-related discussions, and receive support and encouragement from fellow learners. This sense of community can enhance motivation and provide a support network for language learning.

Disadvantages:

1. Uneven Language Exchange: HelloTalk relies on finding language partners who are willing to engage in a language exchange. The availability and reliability of language partners may vary, which can result in uneven language exchange experiences.

2. Language Proficiency Imbalance: In language exchanges, there can be an imbalance in proficiency levels between learners. This may lead to

uneven contributions and limited opportunities for practicing specific language skills, depending on the proficiency of the language partner.

3. Limited Speaking and Listening Practice: HelloTalk primarily focuses on written communication, such as text messages and voice recordings. While these activities help develop writing skills, they may not provide as much opportunity for speaking and listening practice compared to face-to-face conversations.

4. Potential Time Constraints: Coordinating language exchange sessions with language partners across different time zones can be challenging. Time constraints and scheduling conflicts may affect the frequency and duration of language practice sessions.

5. Reliance on User Motivation: The effectiveness of HelloTalk depends on the motivation and commitment of individual users. Some learners may find it challenging to stay consistent or may encounter partners who are not as actively engaged, which can impact the quality and progress of language exchange.

Remember that HelloTalk is a tool for language exchange, and its effectiveness may depend on factors such as your proactive participation, finding suitable language partners, and supplementing the app with additional language learning resources. It's important to set realistic expectations and actively engage in meaningful language exchanges to maximize the benefits of the app.

5. Hello English



Figure 4.5. The Logo of Application Hello English

An application for learning English is called Hello English. Hello English is a mobile application created to assist users in the interactive learning of English, according to Putra et al. (2020). According to Google Play Store, Hello English has reached 50 million users now. Hello English is a language learning app that offers courses and lessons for learners of English.

Here are some common features associated with Hello English:

1. **Comprehensive English Course:** Hello English provides a structured English course that covers various aspects of language learning, including grammar, vocabulary, speaking, listening, reading, and writing. The course is designed to cater to learners of different proficiency levels.
2. **Bite-sized Lessons:** The app offers short and interactive lessons that are easy to follow and fit into daily routines. Each lesson focuses on a specific topic or language skill, allowing users to learn at their own pace.

3. **Vocabulary Builder:** Hello English includes a comprehensive vocabulary builder with thousands of words and phrases. It offers audio pronunciations, example sentences, and contextual usage to enhance vocabulary acquisition.
4. **Conversational Practice:** The app provides opportunities for conversational practice through dialogue-based exercises and interactive speaking activities. Users can practice speaking skills by recording their voice and comparing it to native speaker audio.
5. **Language Games and Quizzes:** Hello English incorporates language games, quizzes, and interactive exercises to make learning engaging and enjoyable. These activities reinforce learning, test knowledge, and provide immediate feedback.
6. **Personalized Learning Path:** The app tracks users' progress and adapts the learning path based on their performance and proficiency level. It offers personalized recommendations and adjusts the difficulty of lessons accordingly.
7. **Speaking and Pronunciation Practice:** Hello English includes features for users to practice their pronunciation and speaking skills. It provides spoken prompts and offers tools for recording and comparing users' pronunciation to native speaker audio.
8. **Offline Access:** Hello English offers offline access to lessons, vocabulary, and other learning materials, allowing users to learn even

without an internet connection. This feature is particularly useful for learners in areas with limited connectivity.

9. Daily News and Articles: The app may provide curated news articles and reading materials to help users improve their reading comprehension and stay updated with current events. This feature exposes learners to real-life English usage.

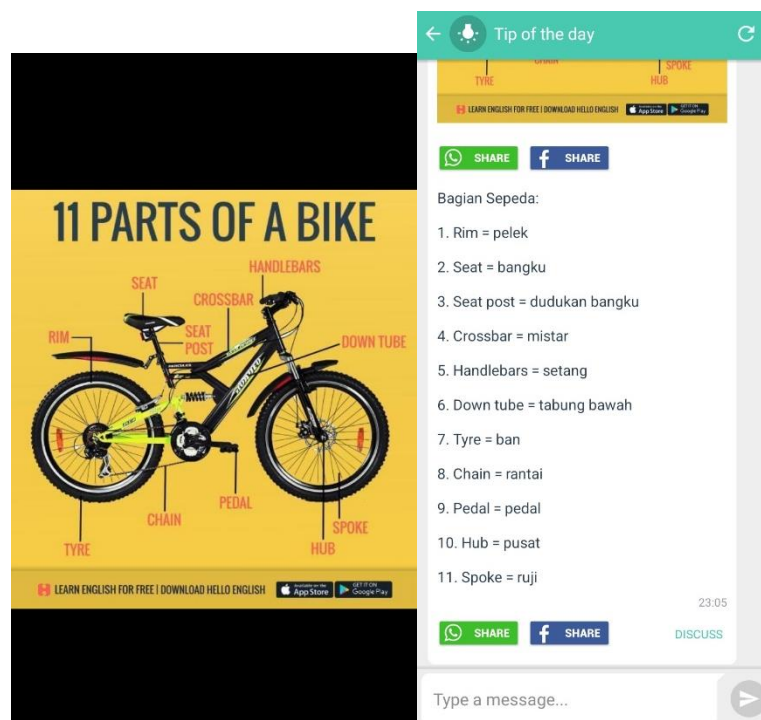


Figure 4.5.1. The Screenshots of 'Tip of The Day' of Application Hello English

Here are some advantages and disadvantages of using the Hello English app:

Advantages:

1. Comprehensive Content: Hello English provides a wide range of lessons and content that cover various aspects of English language

learning, including vocabulary, grammar, reading, writing, speaking, and listening. This comprehensive approach allows learners to develop multiple language skills.

2. Structured Learning Path: The app offers a structured learning path with lessons organized by difficulty level. This progression helps learners follow a systematic approach to language learning and ensures a gradual and progressive development of their English proficiency.

3. Interactive Exercises: Hello English incorporates interactive exercises, quizzes, and games to make the learning process engaging and enjoyable. These interactive elements can enhance understanding, retention, and active participation in the lessons.

4. Audio and Visual Support: The app provides audio recordings and visual aids to assist learners in improving their pronunciation and comprehension. This multimedia approach can enhance the learning experience and provide valuable language input.

5. Offline Learning: Hello English allows users to download lessons and content for offline use. This feature is particularly beneficial for learners who have limited or unreliable internet connectivity and allows them to study English even without an internet connection.

Disadvantages:

1. Limited Speaking Practice: While Hello English offers lessons and exercises for improving speaking skills, it may not provide the same level of opportunity for speaking practice as face-to-face interactions or

language exchange platforms. Supplementing the app with speaking practice is crucial for developing oral proficiency.

2. Lack of Personalized Feedback: Although Hello English provides automated feedback on exercises, it may not offer personalized feedback tailored to individual learners' specific needs. Personalized guidance and feedback from teachers or language experts can be valuable for targeted improvement.

3. Limited Authentic Language Use: While Hello English covers various language skills, the app may not always provide sufficient exposure to authentic language use, such as idiomatic expressions, slang, or real-life conversations. Supplementing with authentic materials and real-world interactions is important for developing a natural language proficiency.

4. Limited Social Interaction: Hello English is primarily an individual learning app, and it may not provide extensive opportunities for social interaction with other learners or native English speakers. Connecting with language communities or joining language exchange platforms can complement the app for more social interaction.

5. Free vs. Premium Features: Hello English offers both free and premium features. While the free version provides access to basic lessons and exercises, the premium subscription unlocks additional content and features. Some learners may find the limitations of the free version restrictive.

It's important to note that individual experiences with Hello English may vary, and it's advisable to use the app as part of a well-rounded language learning approach that includes diverse resources and opportunities for practice.

6. Cake




Figure 4.6. The Logo of Application Cake

According to Google Play Store, Cake has reached 100 million users now. The Cake Application is an English learning application that serves to improve student learning activities in the field of English. This application provides features of speaking, writing, listening, and reading. Cake is the latest Android mobile application developed by Korea. This is an app to help people become better speakers. Confident for others, speaking in good public skills, or in everyday life. Sinha (2019) It's great to help people who listen to it. This is the best app to learn to speak English, gives examples using videos, and the word is very useful to pronounce Batool, (2019).

In this app, people can also learn native English from videos. Have fun, short English Conversation videos are updated daily, so users can learn English quickly and completely free.

1. Users can learn selected original English expressions from YouTube and see similar phrases in one place, it only takes a few minutes a day to improve your English.
2. The Cake App offers oral exercises that simulate conversations.
3. The Cake App offers oral exercises that simulate conversations with native speakers.
4. Can be used for AI voice recognition to check pronunciation. Simple recording. We will welcome comments soon.
5. The Cake App is completely free and has no annoying ads.

We may collect a number of stars as a reward for successfully completing tasks, such as tasks to achieve learning goals in apps. There is also a quiz in the Cake App. We need to fill in the missing words in the sentence. This sentence is a prayer word studied earlier. In addition to filling in the blank words, a test is also carried out by spelling the words spoken in the application. In the Cake App, we can choose the learning goals and progress we want to achieve using the app, and we can understand the learning progress based on the stars earned and the level passed. The test of reading stories and filling in the blanks can be done before, during, and after conversations in basic English class. By the way, vocabulary learning is suitable for the pre-conversation stage. Vocabulary mapping

games can be played at the pre-dialogue stage. Image reading can be done at the dialogue stage and post-speaking stage.

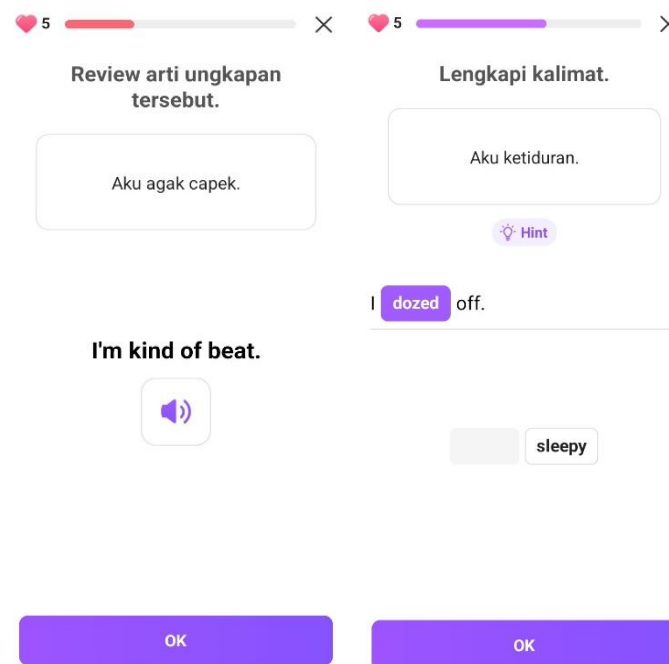


Figure 4.6.1. The Screenshots of Exercise of Application Cake

Advantages:

The advantage of the Cake Application is that it includes engaging graphics that can pique the interest of youngsters and adults alike in learning. The application's features are also quite simple to use. As learning tools, there are short movies that are read by native speakers. So that users can hear native speakers speak immediately. We can also use the accessible subtitles function when watching the brief video. Like in a video game, there are several awards and accolades to be earned, and we

can progress to a higher level if we practice using the Cake Application on a regular basis.

Disadvantages:

The disadvantage of the Cake Application is that it is too complex for beginners to use since when we start the Cake Application on the home page, we are instantly confronted with a big number of different types of short movies that are not organized by theme.

7. Mondly Languages




Figure 4.7. The Logo of Application Mondly Languages

According to Google Play Store, Mondly Languages has reached 10 million users now. Mondly is a language learning app that offers courses in multiple languages.

Here are some key features commonly associated with Mondly:

1. Language Courses: Mondly provides language courses for over 40 languages, including popular languages like Spanish, French, German, Chinese, and more. Each course is designed to cover various

- language skills, including vocabulary, grammar, speaking, listening, reading, and writing.
2. **Bite-sized Lessons:** Mondly offers short and interactive lessons that are designed to be completed in just a few minutes each day. These bite-sized lessons make it easy to fit language learning into busy schedules.
 3. **Speech Recognition:** Mondly incorporates speech recognition technology to help users improve their pronunciation and speaking skills. Users can practice speaking the language and receive instant feedback on their pronunciation accuracy.
 4. **Vocabulary Builder:** The app includes a comprehensive vocabulary builder with thousands of words and phrases. It offers audio pronunciations, example sentences, and contextual usage to enhance vocabulary acquisition.
 5. **Chatbot Conversations:** Mondly utilizes chatbot technology to simulate real-life conversations. Users can engage in interactive conversations with the chatbot, practicing their language skills in a realistic and immersive way.
 6. **Gamified Learning:** Mondly gamifies the language learning experience by incorporating game-like elements such as points, levels, and achievements. Users can track their progress, earn rewards, and compete with friends to make the learning process more engaging.

7. Augmented Reality (AR) Lessons: Mondly integrates augmented reality technology to create immersive language learning experiences. Users can engage with virtual objects and practice language skills in interactive AR scenarios.
8. Daily Lessons and Challenges: Mondly provides daily lessons and challenges to encourage regular practice and keep users motivated. These lessons and challenges cover various language topics and help reinforce learning.
9. Offline Access: Mondly allows users to download lessons and access them offline. This feature enables users to learn even when they don't have an internet connection, making it convenient for travel or areas with limited connectivity.

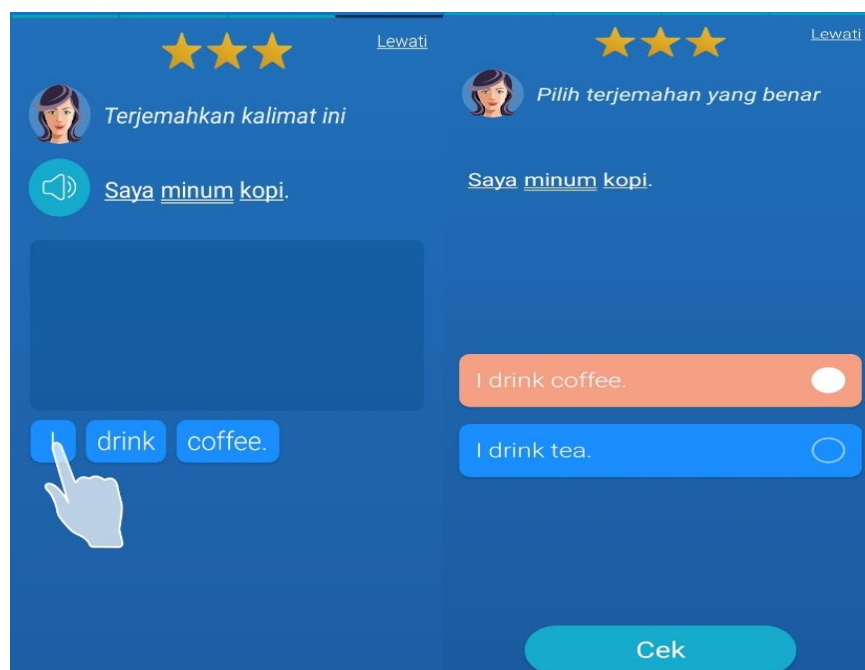


Figure 4.7.1. The Screenshots of Exercise of Application Mondly

Languages

Here are some advantages and disadvantages of using the Mondly app:

Advantages:

1. **Interactive Lessons:** Mondly offers interactive lessons that incorporate multimedia elements like audio, visuals, and quizzes. This interactive format can make the learning process engaging and enjoyable.
2. **Speech Recognition:** The app utilizes speech recognition technology to assess and provide feedback on pronunciation. This feature helps learners improve their speaking skills by practicing pronunciation and receiving real-time feedback.
3. **Gamified Learning:** Mondly gamifies the learning experience by incorporating features such as points, streaks, and leaderboards. This gamification can motivate learners to stay engaged and track their progress, adding an element of fun to the language learning journey.
4. **Wide Range of Languages:** Mondly offers courses in numerous languages, allowing learners to study the language of their choice. This extensive language selection makes the app accessible to learners interested in various languages.
5. **Offline Learning:** Mondly allows users to download lessons for offline use. This feature enables learners to continue studying even without an internet connection, making it convenient for travel or areas with limited internet access.

Disadvantages:

1. **Limited Depth in Language Skills:** While Mondly covers various language skills such as vocabulary, grammar, reading, writing, listening, and speaking, the depth of coverage may not be as comprehensive as dedicated resources or traditional language classes. Supplementing with additional resources may be necessary for a well-rounded proficiency.
2. **Lack of Authenticity:** Some learners may find that the language content in Mondly feels scripted or lacks real-life authenticity. Authentic materials and real-world interactions are essential to fully grasp the nuances and cultural aspects of a language.
3. **Limited Social Interaction:** Mondly primarily focuses on individual learning and may not provide extensive opportunities for social interaction with other learners or native speakers. Language exchange platforms or language communities can complement the app for more social interaction.
4. **Free vs. Premium Features:** Mondly offers both free and premium features. While the free version provides access to basic lessons, the premium subscription unlocks additional content and features. Some learners may find the limitations of the free version restrictive.
5. **Personalized Learning:** While Mondly offers personalized learning experiences to some extent, the level of personalization may not be as in-

depth as having a dedicated language tutor or teacher who can tailor the lessons specifically to the learner's needs.

It's important to note that individual experiences with Mondly may vary, and it's advisable to try out the app and see if it aligns with your learning style and preferences. Supplementing with other resources and practicing language skills outside the app will contribute to a more well-rounded language proficiency.

8. Rosetta Stone



Figure 4.8. The Logo of Application Rosetta Stone

According to Google Play Store, Rosetta stone has reached 10 million users now. Rosetta Stone is a language learning app that uses immersive techniques and focuses on natural language acquisition. Rosetta Stone is a well-known language learning software that offers a range of features to help users learn languages effectively.

Here are some key features commonly associated with Rosetta Stone:

1. Immersive Learning Method: Rosetta Stone uses an immersive learning approach that emphasizes context and visual cues, similar to how a person learns their native language. The software focuses on

developing language skills through exposure to real-life scenarios, without relying on translation.

2. **Interactive Lessons:** Rosetta Stone provides interactive lessons that cover various language skills, including speaking, listening, reading, and writing. The lessons are designed to be engaging and interactive, allowing users to actively practice and apply what they learn.
3. **Speech Recognition:** The software incorporates speech recognition technology to help users improve their pronunciation and speaking skills. Users can practice speaking the language and receive instant feedback on their pronunciation accuracy.
4. **Adaptive Learning:** Rosetta Stone's software adapts to users' individual learning progress. It adjusts the difficulty level and content based on the user's performance, providing personalized learning experiences and targeting areas that need improvement.
5. **Core Lessons and Supplemental Content:** Rosetta Stone offers core lessons that provide a structured curriculum to build language skills. In addition to the core lessons, the software may include supplemental content, such as grammar explanations, cultural insights, and vocabulary expansion activities.
6. **Live Tutoring Sessions:** Rosetta Stone may offer live tutoring sessions with native-speaking instructors. These sessions provide opportunities for users to practice conversational skills, receive personalized feedback, and ask questions in real-time.

7. Mobile App: Rosetta Stone typically provides a mobile app that allows users to learn languages on the go. The app synchronizes progress with the desktop version, enabling seamless learning across different devices.
8. Progress Tracking and Reinforcement: Rosetta Stone tracks users' progress, allowing them to monitor their learning achievements and set goals. The software reinforces learning through continuous review and reinforcement of previously covered material.
9. Language Community: Rosetta Stone may provide a language community or forum where users can interact with other learners, practice language skills, and receive support from fellow language learners.

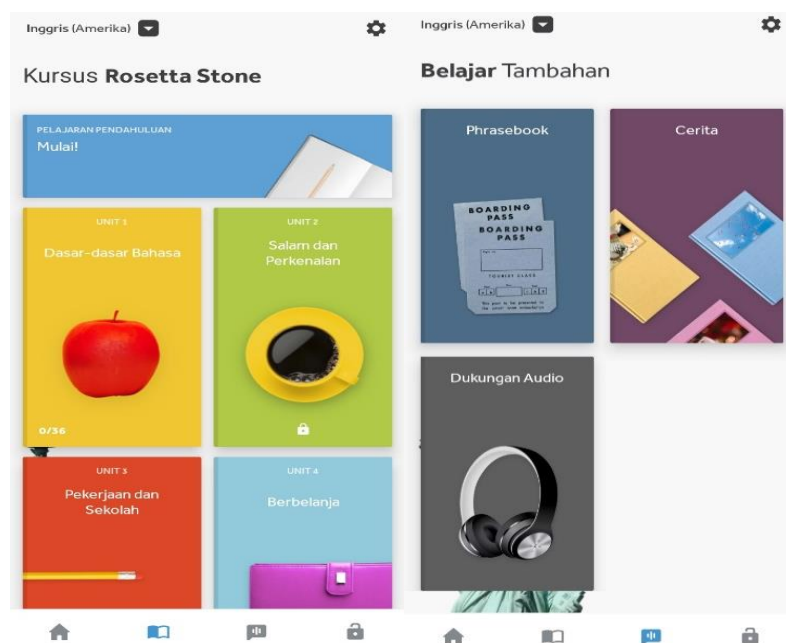


Figure 4.8.1. The Screenshots of Different Courses and Additional Lessons of Application Rosetta Stone

Here are some advantages and disadvantages of using the Rosetta Stone app:

Advantages:

1. **Immersive Approach:** Rosetta Stone uses an immersive method, which means it teaches languages by presenting them in context and without translation. This approach aims to simulate the way children acquire their first language, helping learners develop a more natural and intuitive understanding of the target language.
2. **Comprehensive Language Skills:** Rosetta Stone covers multiple language skills, including vocabulary, grammar, reading, writing, listening, and speaking. It provides a well-rounded approach to language learning, allowing learners to develop various language competencies.
3. **Speech Recognition Technology:** The app utilizes speech recognition technology to assess and provide feedback on pronunciation. This feature allows learners to practice speaking and receive real-time feedback on their pronunciation accuracy.
4. **Structured Learning Path:** Rosetta Stone offers a structured learning path with sequential lessons and units. This progression helps learners follow a systematic approach to language learning and ensures a gradual development of their language skills.
5. **Extensive Language Selection:** Rosetta Stone offers courses in a wide range of languages, including less commonly taught languages. This

language diversity makes the app accessible to learners interested in various languages.

Disadvantages:

1. **Lack of Explicit Explanation:** Rosetta Stone relies heavily on immersion and context, which means it provides minimal explicit explanations of grammar rules or language structures. Some learners may prefer more detailed explanations to better understand the underlying linguistic concepts.
2. **Limited Interactivity:** While Rosetta Stone incorporates some interactive exercises, it may not offer as much interactive practice as other language learning apps. Supplementing with additional interactive resources or language exchange platforms may be beneficial.
3. **Price:** Rosetta Stone is a paid app and can be relatively expensive compared to other language learning options available. The cost may be a deterrent for some learners, especially those seeking more affordable or free alternatives.
4. **Lack of Cultural Context:** While Rosetta Stone focuses on language learning, it may not provide extensive cultural context or insights into the target language's customs, traditions, or cultural nuances. Supplementing with authentic materials and cultural resources is important for a more comprehensive language experience.

5. **Limited Personalization:** While Rosetta Stone offers some personalization options, such as language level placement and adaptive learning, it may not provide as in-depth personalization as having a dedicated language tutor or teacher who can tailor the lessons to the learner's specific needs and goals.

It's important to consider your learning preferences, goals, and budget when evaluating the suitability of Rosetta Stone for your language learning journey. Trying out the app through a free trial or demo version can help you determine if it aligns with your learning style. Additionally, supplementing the app with other resources and practice opportunities can enhance your language proficiency.

9. Busuu



Figure 4.9. The Logo of Application Busuu

According to Google Play Store, Busuu has reached 10 million users now. Busuu is a language learning app that offers courses in multiple languages.

Here are some key features commonly associated with Busuu:

1. **Language Courses:** Busuu provides language courses for various languages, including popular ones like Spanish, French, German, Italian, and more. The courses cover different language skills, such as vocabulary, grammar, speaking, listening, reading, and writing.
2. **Interactive Lessons:** Busuu offers interactive lessons that engage users through exercises, quizzes, and dialogues. The lessons are designed to be engaging and practical, focusing on real-life language usage and situations.
3. **Speech Recognition:** Busuu incorporates speech recognition technology to help users practice their pronunciation and speaking skills. Users can record their voice and compare it to native speaker audio, receiving instant feedback on their pronunciation accuracy.
4. **Writing Exercises:** Busuu includes writing exercises where users can practice their writing skills by completing sentences, writing paragraphs, and receiving feedback on their written work from native speakers.
5. **Vocabulary Builder:** The platform features a vocabulary builder that helps users expand their vocabulary. It offers flashcards, vocabulary exercises, and example sentences to reinforce vocabulary acquisition.
6. **Grammar Lessons:** Busuu provides grammar lessons and explanations to support users in understanding the grammatical structures of the language they are learning. Users can learn grammar rules and practice them through interactive exercises.

7. **Personalized Study Plan:** Busuu offers a personalized study plan that adapts to the user's proficiency level, learning goals, and pace. It provides recommendations on which lessons to take and tracks progress to ensure a tailored learning experience.
8. **Language Exchange:** Busuu facilitates language exchange by connecting users with native speakers of the language they are learning. Users can engage in conversation practice, receive feedback on their language skills, and help others learn their native language.
9. **Offline Mode:** Busuu offers an offline mode that allows users to download lessons and access them without an internet connection. This feature enables users to learn on the go, even when internet access is limited or unavailable.
10. **Mobile App:** Busuu provides a mobile app that allows users to learn languages on their smartphones or tablets. The app synchronizes progress with the web version, offering a seamless learning experience across different devices.

Here are some advantages and disadvantages of using the Busuu app:

Advantages:

1. **Wide Range of Languages:** Busuu offers courses in numerous languages, making it accessible to learners interested in learning various languages.

2. **Structured Learning Path:** The app provides a structured learning path with lessons and units organized by difficulty level. This progression helps learners follow a systematic approach to language learning and ensures a gradual development of their language skills.

3. **Interactive Lessons and Exercises:** Busuu incorporates interactive lessons and exercises that engage learners through multimedia elements like audio, visuals, and quizzes. These interactive features can make the learning process more engaging and enjoyable.

4. **Speech Recognition:** The app includes speech recognition technology that allows learners to practice their pronunciation and receive feedback on their speaking skills. This feature can help improve pronunciation accuracy.

5. **Writing Exercises and Corrections:** Busuu offers writing exercises and provides corrections from native speakers. This feedback helps learners improve their writing skills and gain a better understanding of grammar and sentence structure.

6. **Community Features:** Busuu has a community aspect that allows learners to interact with native speakers of the language they are learning. This feature provides opportunities for language exchange, feedback, and cultural exchange.

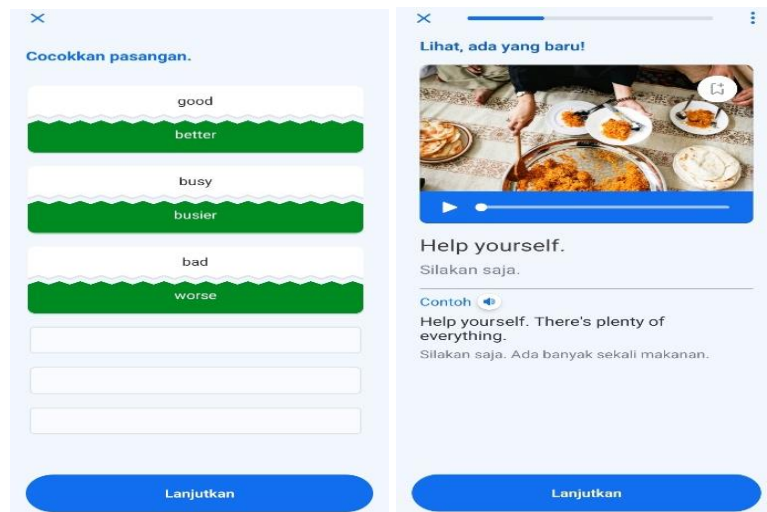


Figure 4.9.1. The Screenshots of Exercise of Application Busuu

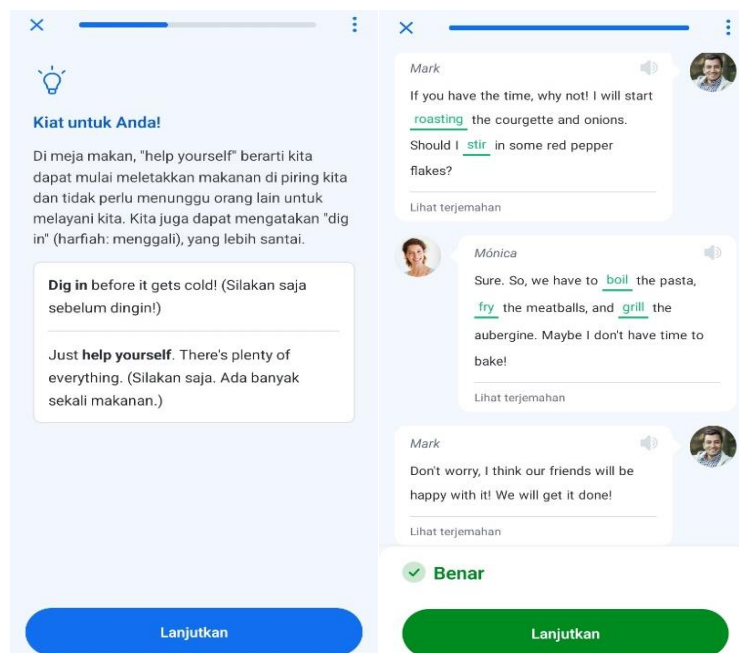


Figure 4.9.2. The Screenshots of Exercise of Application Busuu

Disadvantages:

1. Limited Free Content: While Busuu offers a free version with access to basic lessons, the majority of the content and features are available

through a premium subscription. Some learners may find the limitations of the free version restrictive.

2. Focus on Individual Learning: While Busuu provides community features, the app primarily focuses on individual learning. The amount of interaction and feedback from native speakers may vary depending on the availability and engagement of the community.

3. Lack of Cultural Context: Busuu primarily focuses on language learning and may not provide extensive cultural context or insights into the target language's customs, traditions, or cultural nuances. Supplementing with authentic materials and cultural resources is important for a more comprehensive language experience.

4. Limited Depth in Language Skills: While Busuu covers various language skills such as vocabulary, grammar, reading, writing, listening, and speaking, the depth of coverage may not be as comprehensive as dedicated resources or traditional language classes. Supplementing with additional resources may be necessary for a well-rounded proficiency.

5. Limited Personalized Learning: While Busuu offers some personalization options, such as language level placement and adaptive learning, it may not provide as in-depth personalization as having a dedicated language tutor or teacher who can tailor the lessons specifically to the learner's needs.

It's important to note that individual experiences with Busuu may vary, and it's advisable to try out the app and see if it aligns with your learning style and preferences. Supplementing with other resources and practicing language skills outside the app will contribute to a more well-rounded language proficiency.

B. Discussion

This part presented a discussion of the research finding about Android applications are widely used and become recommendations from Google in English language learning.

1. Cakap

Cakap is application that good for students who want to learn or increase their speaking skill. Cakap is an online English learning platform that offers language courses through a mobile app. This application has some the advantages, such as Convenience, Personalized Learning, Interactive Lessons, and Pronunciation Practice. Besides, there are some the disadvantages, such as Cost, Lack of Face-to-Face Interaction, Limited Social Interaction, and Technical Issues.

2. Duolingo

Duolingo provides a simple and enjoyable place to learn different languages. This application has some of the advantages, such as Accessibility and Convenience, Gamified Learning Experience, Bite-sized Lessons, Adaptive Learning, and Community and Social Features. Besides, there are some the disadvantages, such as Limited Speaking and Listening Practice, Simplified

Content, Lack of Contextual Learning, Limited Feedback, and Dependence on the App.

3. Memrise

Memrise is a mobile learning software that can help students increase their vocabulary outside of the classroom. This application has some advantages, such as Vocabulary Building, Spaced Repetition, User-Generated Content, Multimedia Learning, and Gamified Learning Experience. Besides, there are some the disadvantages, such as Focus on Vocabulary, Lack of Contextual Learning, Limited Speaking and Listening Practice, User-Generated Content Quality, and Free vs. Premium Features.

4. HelloTalk

HelloTalk is used to send messages, record voice messages, receive calls, make video calls, and update status. There are more capabilities in the program that help students, including reply, translation, favorites, copy, speak, transliteration, and more. This application has some advantages, such as Language Exchange, Cultural Exchange, Authentic Language Use, Corrections and Feedback, and Community Support. Besides, there are some the disadvantages, such as Uneven Language Exchange, Language Proficiency Imbalance, Limited Speaking and Listening Practice, Potential Time Constraints, and Reliance on User Motivation.

5. Hello English

Hello English is a language learning app that offers courses and lessons for learners of English. This application has some advantages, such as

Comprehensive Content, Structured Learning Path, Interactive Exercises, Audio and Visual Support, and Offline Learning. Besides, there are some disadvantages, such as Limited Speaking Practice, Lack of Personalized Feedback, Limited Authentic Language Use, Limited Social Interaction, and Free vs. Premium Features.

6. Cake

This is an app to help people become better speakers. Confident for others, speaking in good public skills, or in everyday life. The advantage of the Cake Application is that it includes engaging graphics that can pique the interest of youngsters and adults alike in learning. The application's features are also quite simple to use. Besides, the disadvantage of the Cake Application is that it is too complex for beginners to use.

7. Mondly Languages

Mondly is a language learning app that offers courses in multiple languages. This application has some advantages, such as Interactive Lessons, Speech Recognition, Gamified Learning, Wide Range of Languages, and Offline Learning. Besides, there are some disadvantages, such as Limited Depth in Language Skills, Lack of Authenticity, Limited Social Interactions, Free vs. Premium Features, and Personalized Learning.

8. Rosetta Stone

Rosetta Stone is a language learning app that uses immersive techniques and focuses on natural language acquisition. This application has some advantages, such as Immersive Approach, Comprehensive Language Skills, Speech

Recognition Technology, Structured Learning Path, and Extensive Language Selection. Besides, there are some disadvantages, such as Lack of Explicit Explanation, Limited Interactivity, Price, Lack of Cultural Context, and Limited Personalization.

9. Busuu

Busuu is a language learning app that offers courses in multiple languages. This application has some advantages, such as Wide Range of Languages, Structured Learning Path, Interactive Lessons and Exercises, Speech Recognition, Writing Exercises and Corrections, and Community Features. Besides, there are some disadvantages, such as Limited Free Content, Focus on Individual Learning, Lack of Cultural Context, Limited Depth in Language Skills, and Limited Personalized Learning.