

APPENDICES

Appendix I the Translation of Quran Verse

Transliteration

No	Page	Verse	Translation	Terjemahan
1.	2	An Nahl/16: 125.	Invite to the way of your Lord with wisdom and good instruction, and argue with them in a way that is best. Indeed, your Lord is most knowing of who has strayed from His way, and He is most knowing of who is [rightly] guided.	Serulah (manusia) kepada jalan Tuhanmu dengan hikmah dan pelajaran yang baik dan bantahlah mereka dengan cara yang baik. Sesungguhnya Tuhanmu Dialah yang lebih mengetahui tentang siapa yang tersesat dari jalannya dan Dialah yang lebih mengetahui orang-orang yang mendapat petunjuk.

Appendix II Observation

1. Observation Sheets

a. First meeting

Organization : LiDS Educia
Place : WhatsApp Group
Date : August 27th, 2022
Time : Saturday, 09.13-10.00 am.

No.	Aspects	YES	NO	Notes
1.	The coach sends an email to all members asking them to post their personal profiles to the group.		√	The coach used WhatsApp.
2.	The coach divides the three modes of communication: one-to-one communication, one-to-one communication and group-to-group communication.	√		The coach used personal chat on WhatsApp for one-to-one communication and used WhatsApp Group for the other two types of communication.
3.	The coach introduces the basic things related to debate such as the basic terms found in English debate, opinion and reason, strong reasons and weak reasons, how to state reasons and make decisions.	√		The coach only explained the basic terms of debating.
4.	The coach explains how to support arguments or reasons in various ways such as adding examples, common sense, expert opinions and statistical data which were then practiced by members.		√	
5.	The coach divides the teams and starts selecting motions which are then followed by debate practice.		√	
6.	The members learn to refute the opposing team's arguments and provide counterarguments.		√	

No.	Aspects	YES	NO	Notes
7.	The coach sends a second email containing the motions, procedures and rules of the debate.		√	
8.	The coach gives 2 to 3 days to discuss their arguments.		√	
9.	The members do the debate		√	
10.	The members post their combined arguments on the specified date.		√	

b. Second Meeting

Organization : LiDS Educia

Place : WhatsApp Group

Date : September 3rd, 2022

Time : Saturday, 09.24-10.21 am

No.	Aspects	YES	NO	Notes
1.	The coach sends an email to all members asking them to post their personal profiles to the group.		√	The coach used WhatsApp.
2.	The coach divides the three modes of communication: one-to-one communication, one-to-one communication and group-to-group communication.	√		The coach used personal chat on WhatsApp for one-to-one communication and used WhatsApp Group for the other two types of communication.
3.	The coach introduces the basic things related to debate such as the basic terms found in English debate, opinion and reason, strong reasons and weak reasons, how to state reasons and make decisions.	√		The coach only explained the basic terms of debating.
4.	The coach explains how to support arguments or reasons in various ways such as adding examples, common sense, expert opinions and statistical data which were then practiced.		√	
5.	The coach divides the teams and starts selecting motions which are then followed by debate practice.		√	
6.	The members learn to refute the opposing team's arguments and provide counterarguments.		√	
7.	The coach sends a second email containing the motions, procedures and rules of the debate.		√	.
8.	The coach gives 2 to 3 days to discuss their arguments.		√	
9.	The members do the debate.		√	
10.	The members post their combined arguments on the specified date.		√	

c. Third meeting

Organization : LiDS Educia

Place : WhatsApp Group

Date : September 10th, 2022

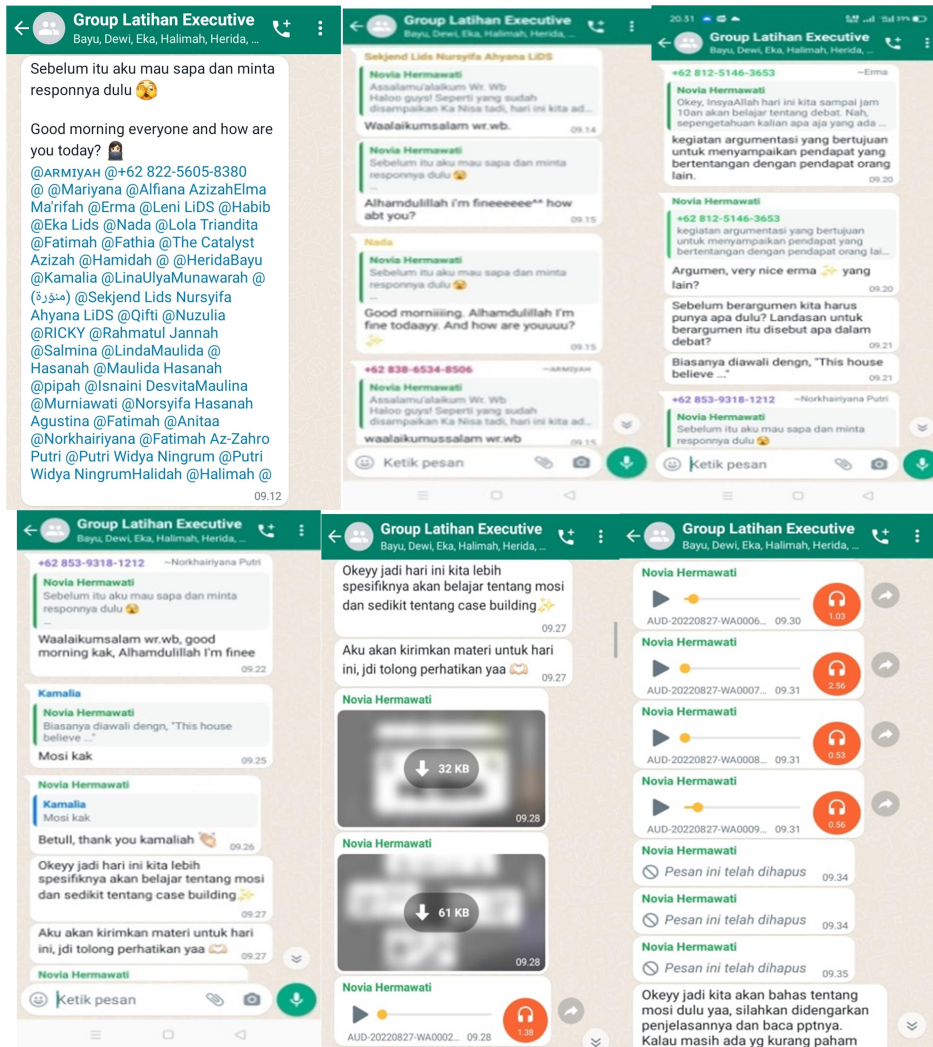
Time : Saturday, 09.09-10.05 am

No.	Aspects	YES	NO	Notes
1.	The coach sends an email to all members asking them to post their personal profiles to the group.		√	The coach used WhatsApp.
2.	The coach divides the three modes of communication: one-to-one communication, one-to-one communication and group-to-group communication.	√		The coach used personal chat on WhatsApp for one-to-one communication and used WhatsApp Group for the other two types of communication.
3.	The coach introduces the basic things related to debate such as the basic terms found in English debate, opinion and reason, strong reasons and weak reasons, how to state reasons and make decisions.	√		The coach only explained the basic terms of debating.
4.	The coach explains how to support arguments or reasons in various ways such as adding examples, common sense, expert opinions and statistical data which were then practiced.		√	
5.	The coach divides the teams and starts selecting motions which are then followed by debate practice.		√	
6.	The members learn to refute the opposing team's arguments and provide counterarguments.		√	
7.	The coach sends a second email containing the motions, procedures and rules of the debate.		√	.
8.	The coach gives 2 to 3 days to discuss their arguments.		√	
9.	The members do the debate		√	
10.	The members post their combined arguments on the specified date.		√	

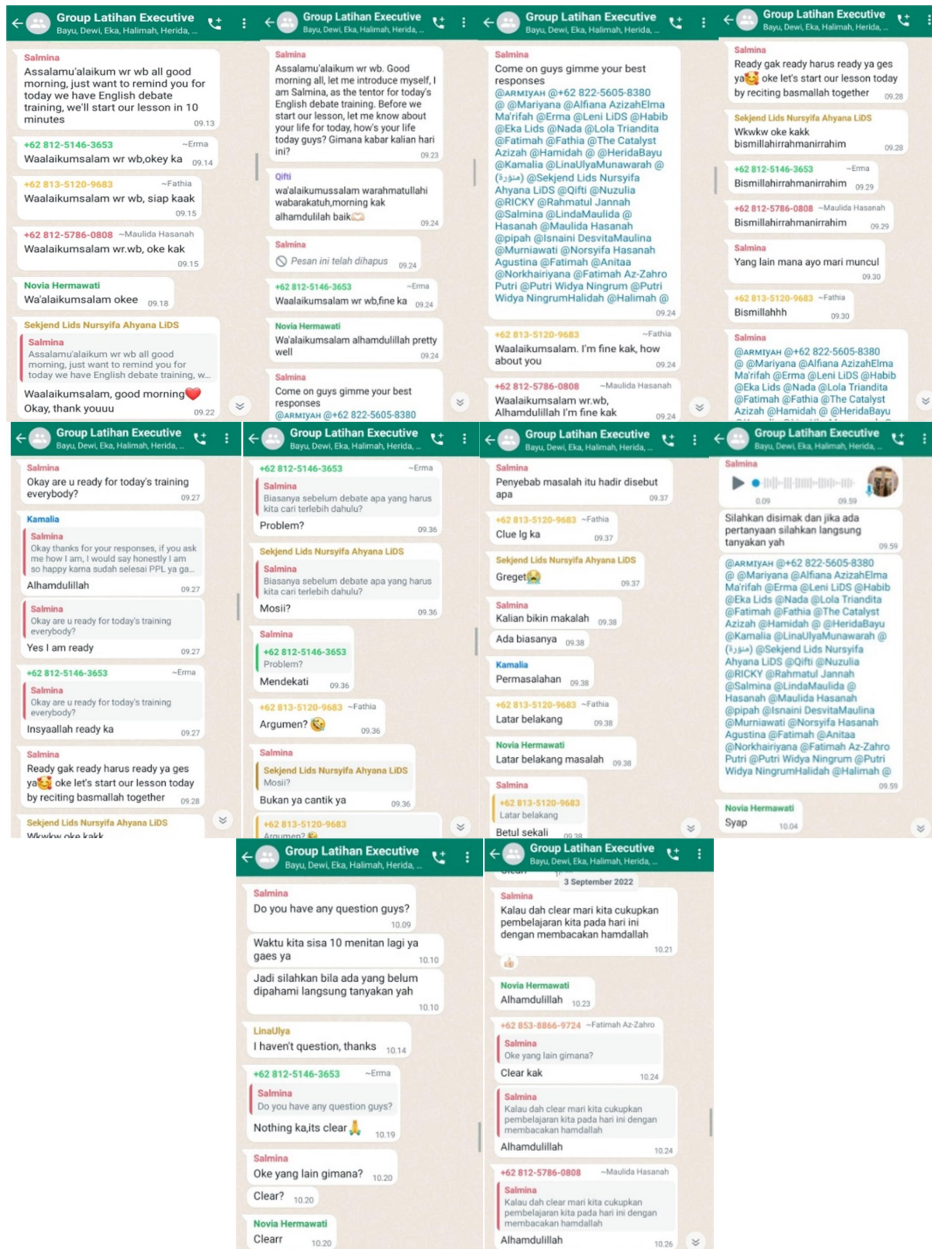
d. Fourth meeting**Organization** : LiDS Educia**Place** : Google Meet**Date** : October 16th, 2022**Time** : Sunday, 09.00-11.00 am

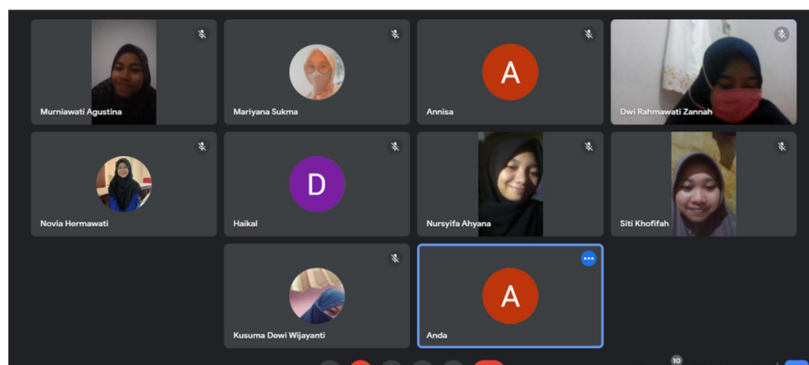
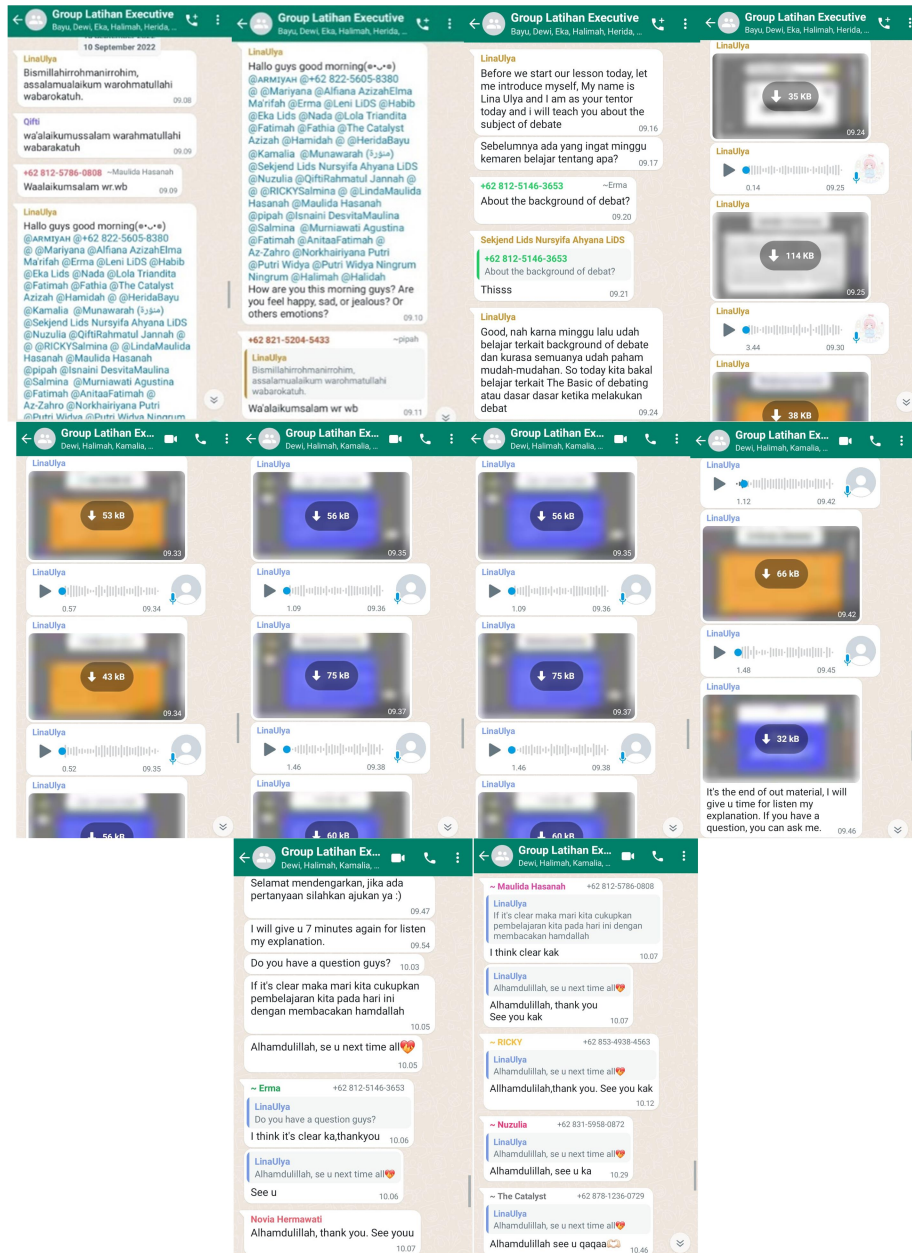
No.	Aspect	YES	NO	Notes
1.	The coach sends an email to all members asking them to post their personal profiles to the group.		√	The coach used Google Meet.
2.	The coach divides the three modes of communication: one-to-one communication, one-to-one communication and group-to-group communication.	√		The coach used Google Meet to communicate.
3.	The coach introduces the basic things related to debate such as the basic terms found in English debate, opinion and reason, strong reasons and weak reasons, how to state reasons and make decisions.		√	
4.	The coach explains how to support arguments or reasons in various ways such as adding examples, common sense, expert opinions and statistical data which were then practiced by members.		√	
5.	The coach divides the teams and starts selecting motions which are then followed by debate practice.	√		The debate practice was not conducted directly after the distribution of motions and teams.
6.	The members learn to refute the opposing team's arguments and provide counterarguments.		√	
7.	The coach sends a second email containing the motions, procedures and rules of the debate.	√		The coach sent information about the debate practice in the WhatsApp Group.
8.	The coach gives 2 to 3 days to discuss their arguments.	√		
9.	The members do the debate	√		The debate was conducted on Google Meet.
10.	The members post their combined arguments on the specified date.		√	

2. The Process of Online English Debate Learning at LiDS Educia





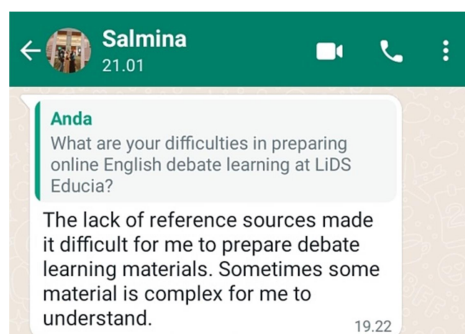
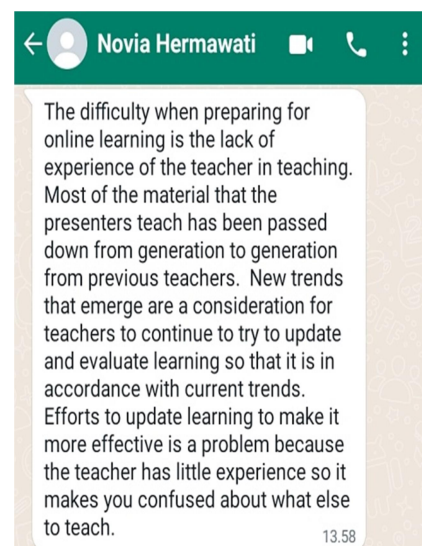
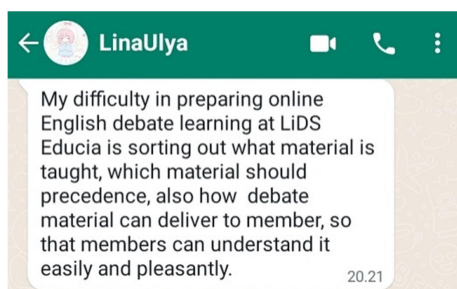




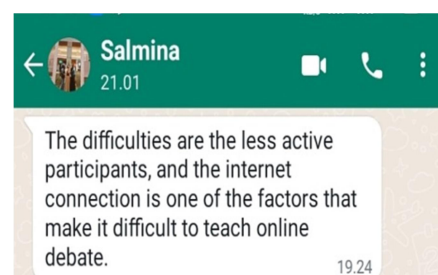
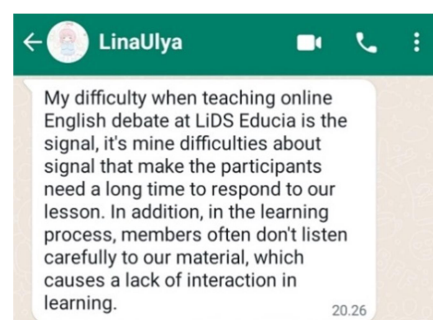
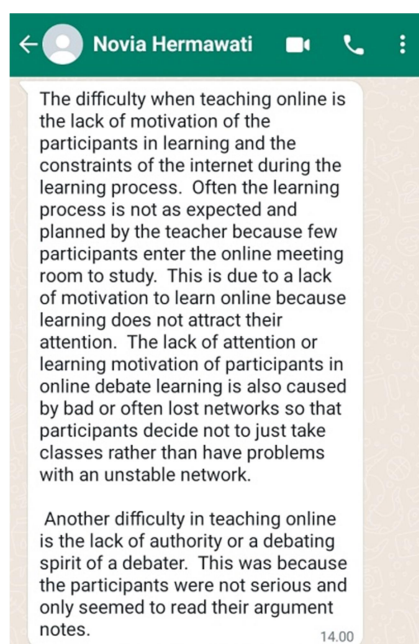
Appendix III Interview

1. Interview guides and results

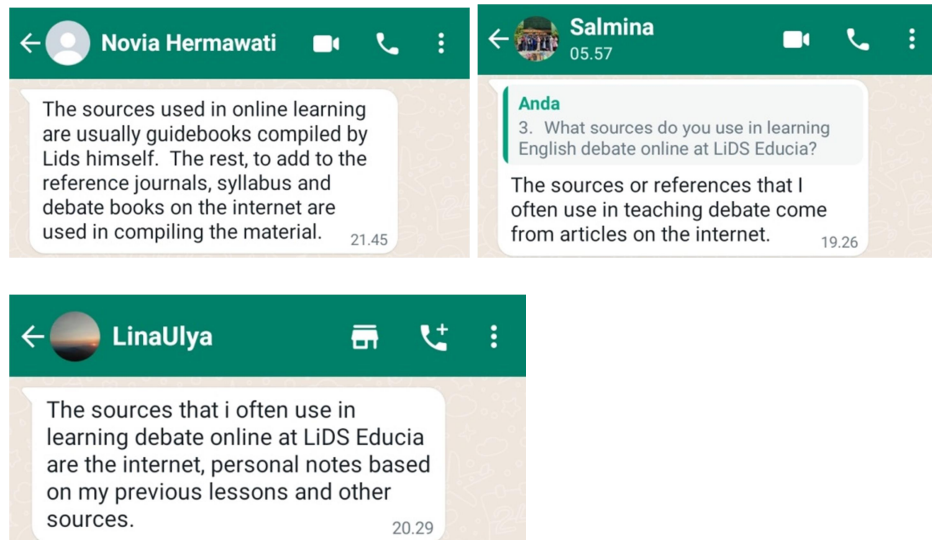
- a. What are your difficulties in preparing online English debate learning at LiDS Educia?



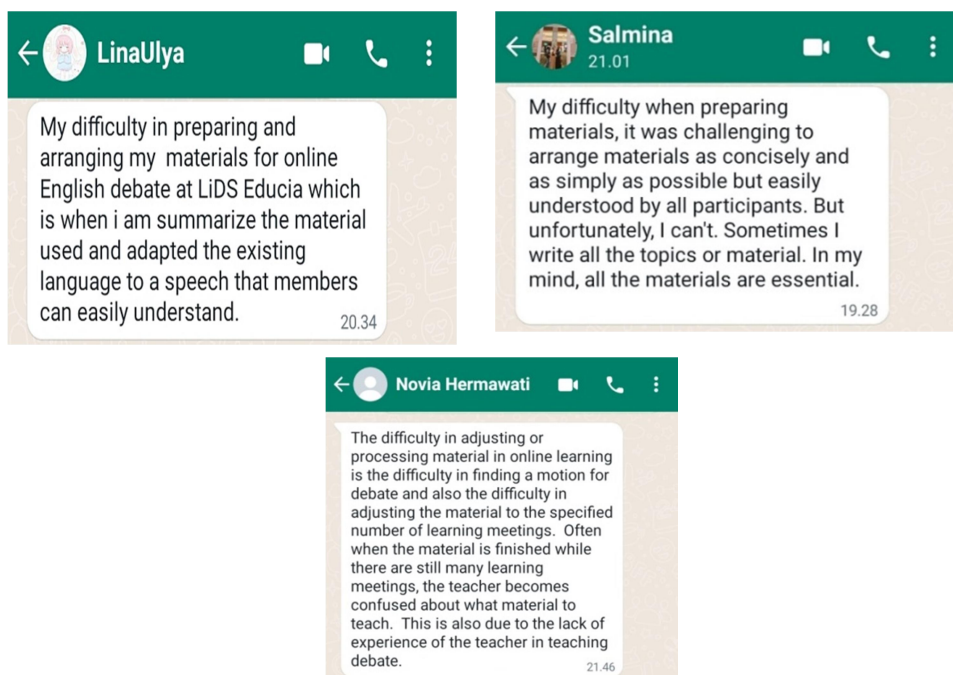
- b. What are your difficulties when teaching online English debate at LiDS Educia?



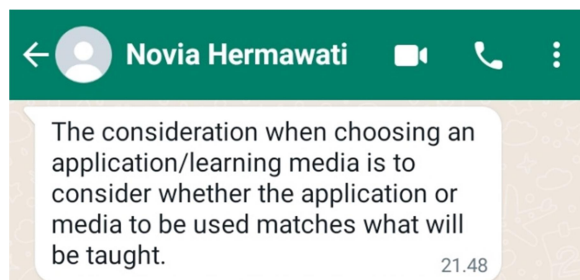
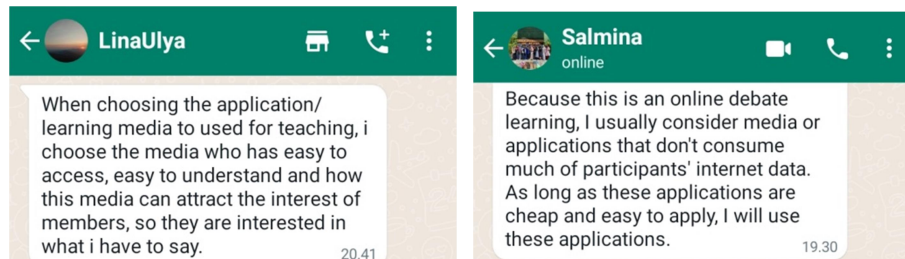
- c. What sources do you use in learning English debate online at LiDS Educia?



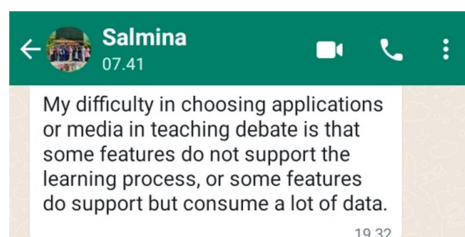
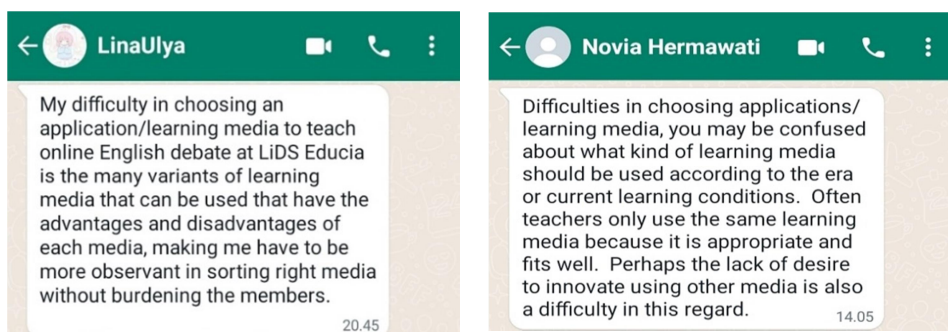
- d. What are your difficulties in preparing and arranging your materials for teaching online English debate at LiDS Educia?



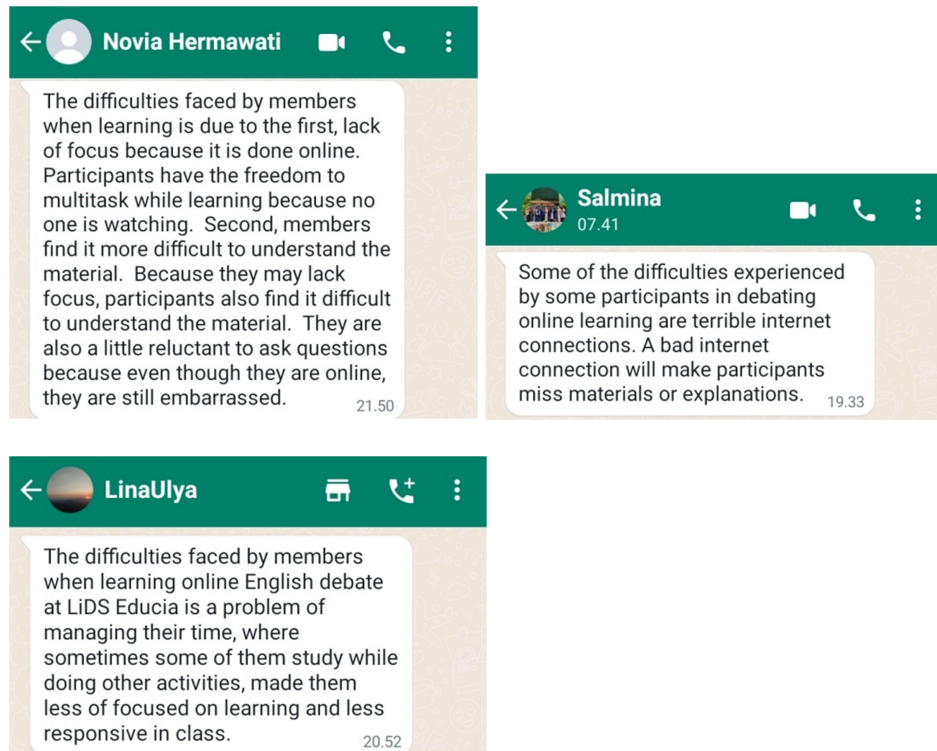
- e. What are your considerations when choosing the application or learning media that you use to teach online English debate at LiDS Educia?



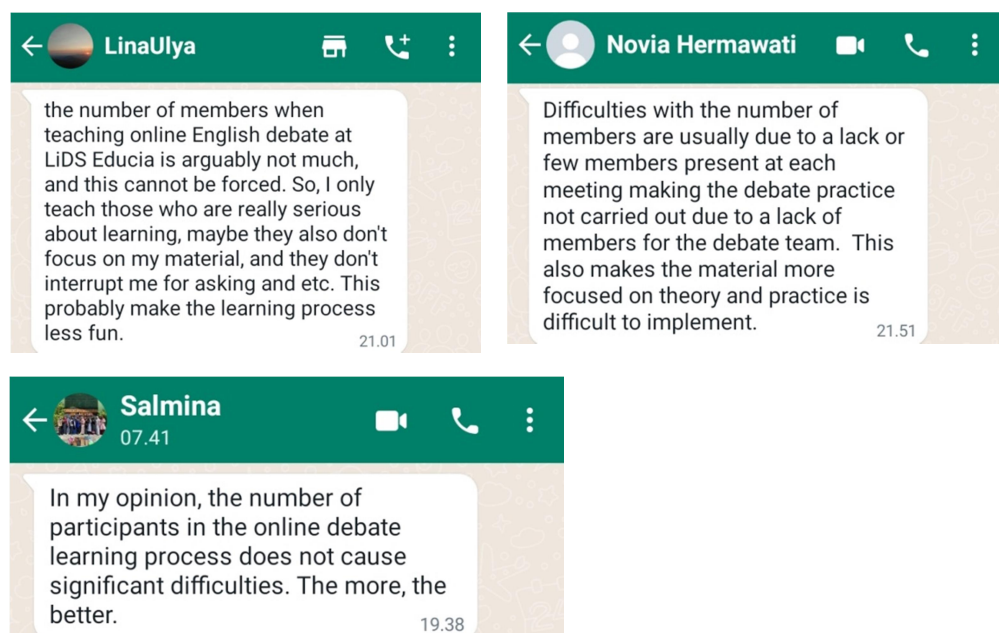
- f. What are your difficulties in choosing applications or learning media to teach online English debate at LiDS Educia?



- g. What are the difficulties faced by members when learning online English debate at LiDS Educia?



- h. What are your difficulties towards the number of members when teaching online English debate at LiDS Educia?



Appendix IV Documentation

1. Documentation Result

CONTENTS	
A. THE BASICS OF DEBATING	1
1. MOTION	1
2. CASE BUILDING	31
3. BACKGROUND	31
4. DEFINITION	32
5. PARAMETER/LIMITATION	35
6. THEMELINE	36
7. STANCE	37
8. BURDEN OF PROOF	37
9. TEAM SPLIT	37
10. ARGUMENTS	37
11. REBUTTAL	41
12. ELABORATION	43
13. POI (POINT OF VIEW)	46
14. LISTENING	50
15. REPLY SPEECH	51
B. ROLES OF THE SPEAKER	52
1. ASIAN PARLIAMENTARY	52
2. BRITISH PARLIAMENTARY	55
C. SPEECH DELIVERY	57

1. MATTER	57
2. MANNER	58
3. METHOD	62
D. GOOD AND BAD THINGS IN DEBATING	63
E. ADJUDICATION	63
F. EXPRESSION USED IN DEBATE	64
G. USEFUL DEBATE VOCABULARY	65
H. REFERENCES	68

Appendix IV Curriculum Vitae

Name : Annisa
SRN : 180101030237
Place, Date of Birth : Banjarbaru, October 8th, 1999
Nationality : Indonesia
Address : Jl. Peramuan, Gg. Pelipisan, RT.011,
RW.003, Landasan Ulin Tengah, Liang
Anggang, Banjarbaru, Kalimantan Selatan
Phone Number : 083143343043
Email Address : annisazahea08@gmail.com
Organization: a. LiDS Educia
b. DEMA FTK UIN Antasari

Banjarmasin, June 20th, 2023

Annisa