

Appendix I : Translation of Quran verses and Hadith

قال رسول الله صلى الله عليه وسلم: "إن الله لم يرسلني إلى شخص صلب ومتشدد ، بل أرسلني مريئاً وجعل الأمر سهلاً".

Qola Rasululallah shallallahu ‘alaihi wa sallam: “ina allah lam yursilni ‘ilaa shakhs sulb wamutashadid, bal 'arsalani mrbyan waja'al al'amr sahlam.”

Rasulullah SAW bersabda: “Allah tidak mengutus aku untuk menjadi orang yang keras dan tegas, melainkan Dia mengutus aku sebagai seorang pendidik dan Dia yang mempermudah urusan itu.”

The Messenger of God, may God bless him and grant him peace, said: “God did not send me to be a tough and strict person, but rather he sent me as an educator and he made the matter easy.”

كَمَا أَرْسَلْنَا فِيكُمْ رَسُولًا مِنْكُمْ يَتْلُو عَلَيْكُمْ آيَاتِنَا وَيُزَكِّيكُمْ وَيُعَلِّمُكُمُ الْكِتَابَ وَالْحِكْمَةَ وَيُعَلِّمُكُم مَّا لَمْ تَكُونُوا تَعْلَمُونَ

Meaning: "As (We have perfected Our blessings to you) We have sent to you a Messenger among you who recites Our verses to you and purifies you and teaches you Al-Kitab (Al-Qur'an) and Al-Hikmah (As-Sunnah), and teaches you what you have not know." (Surah Al-Baqarah, verse 151)

Sebagaimana Kami telah mengutus kepadamu seorang Rasul (Muhammad) dari (kalangan) kamu yang membacakan ayat-ayat Kami, menyucikan kamu dan mengajarkan kepadamu Kitab (Alquran) dan Hikmah (Sunah), serta mengajarkan apa yang belum kamu ketahui. (Surah Al-Baqarah, Ayat 151)

Appendix II : Interview Guideline

Interview Guideline for the Teacher Mr. H

No	Interview Questions	Participant's Response
1	Can you describe a situation in which you effectively used clear and precise language to convey complex information or instructions? How do you ensure that your written and verbal communication is consistently clear and easy to understand?	"Used clear and precise language in Present Continuous Tense learning materials so that students can easily understand the learning and the formula."
2	Give an example of a time when you noticed someone not following your instructions as expected. How did you handle it? How do you ensure that team members or colleagues understand and remember your instructions?	"I always give instructions in stages and explained in detail each step required. This help students clearly understand what is expected of them."
3	When delegating a task, do you typically explain the purpose and context behind it? Can you provide an example? How do you think explaining the purpose of a task can contribute to its successful completion?	"Before getting into the details of the assignment, I explain why the assignment is important and how it relates to overall English learning."

4	<p>Describe a situation where you had to adjust your communication style to match the audience's preferences and expectations.</p> <p>How do you handle situations where you need to deliver critical feedback or instructions with a positive and constructive tone?</p>	<p>"When giving instructions or explaining material, I try to remain calm. A calm tone helps create focus and helps students better understand the material being taught."</p>
5	<p>How do you ensure that you provide all necessary details when giving instructions for a complex task? Can you share an example of when providing specific instructions helped prevent misunderstandings or errors?</p>	<p>"I structure explanations by including detailed steps or rules. This helps students follow the process or concept better. I provide concrete and specific examples to illustrate the concepts being taught. These examples must be relevant to students' daily lives to make it easier they relate it to real context."</p>
6	<p>When coaching or mentoring someone, how do you use real-life examples to illustrate your points?</p>	<p>"By separating tasks into manageable parts, I hope to create a learning experience that is structured, efficient, and supports deep understanding for students in</p>

		English subjects in junior high school."
--	--	--

Interview Guideline for the Teacher Mrs. A

No	Interview Questions	Participant's Response
1	<p>Can you describe a situation in which you effectively used clear and precise language to convey complex information or instructions?</p> <p>How do you ensure that your written and verbal communication is consistently clear and easy to understand?</p>	<p>"I used clear and precise language when explaining complex material. can help students to better understand the material being taught."</p>
2	<p>Give an example of a time when you noticed someone not following your instructions as expected. How did you handle it? How do you ensure that team members or colleagues understand and remember your instructions?</p>	<p>"This ensures that students don't missed important assignments and strengthens their ability to engage in the learning process effectively."</p>
3	<p>When delegating a task, do you typically explain the purpose and context behind it? Can you provide an example? How do you think explaining the purpose of a task can contribute to its successful completion?</p>	<p>"Before providing the details of a task, I usually start by providing context or reasons why the task is important. This helps students understand the relevance of the assignment to the subject matter and its application in everyday life."</p>

4	<p>Describe a situation where you had to adjust your communication style to match the audience's preferences and expectations.</p> <p>How do you handle situations where you need to deliver critical feedback or instructions with a positive and constructive tone?</p>	<p>"I try to use a variety of tones to emphasize important points in the lesson. This can include raising my intonation for questions or lowering my tone to make a strong statement."</p>
5	<p>How do you ensure that you provide all necessary details when giving instructions for a complex task? Can you share an example of when providing specific instructions helped prevent misunderstandings or errors?</p>	<p>"Using specific words is key. I try to use words that are not only appropriate, but also easy for students to understand. If there are technical terms, I make sure to give clear definitions, and while giving examples, I always try to relate them to previously taught material. This helps students build connections between concepts and see continuity in their learning."</p>
6	<p>When coaching or mentoring someone, how do you use real-life examples to illustrate your points?</p>	<p>"I divide the main concepts into manageable parts. For example, if students are studying a story, I may divide it into introduction, conflict, climax and resolution sections. Each</p>

		section then becomes the focus of a different task."
--	--	--

Interview Guideline for the Teacher Mr. H

No	Interview Questions	Participant's Response
1	How do you overcome the challenge of limited resources in developing effective lesson plans?	"Overcoming the lack of resources requires creativity, I hope to be able to provide quality English language teaching for students amidst limited resources."
2	How do you manage time during a learning session to cover all the planned material?	"Before I teach, at home I first prepare the material that will be studied the next day at school."
3	How do you identify and understand the needs of the diverse students in your classroom?	"Apart from understanding the diverse needs of students, I also communicate with students' parents so that as a teacher I can adapt and communicate well in class with diverse students."
4	Do you apply assessment methods other than written exams, and how do you	"I have developed several assessment criteria, for example, there are students who prefer visual things, I will give

	ensure the variety of assessment methods matches the needs of students?	them assignments with pictures, and there are students who like to listen and talk, I will give them assignments with presentations or oral assignments."
5	In teaching English in junior high school, how do you find alternative and creative resources when there are budget restrictions?	"Creativity, efficiency and utilization of resources are solutions to overcome budget constraints."
6	What is the role of students in managing large classes, and how do you encourage active participation from them?	"I ask students to be active in class, through questions or other assignments, this can make them more motivated, I also ask them to make rules in this English class."

Interview Guideline for the Teacher Mrs. A

No	Interview Questions	Participant's Response
1	How do you overcome the challenge of limited resources in developing effective lesson plans?	"Overcoming the lack of resources must require creativity and collaboration, I hope to continue to provide quality teaching despite limited resources, my solution is to utilize free online teaching materials."
2	How do you manage time during a learning session to cover all the planned material?	"Time management is very important in maximizing learning, I only choose topics that are important for me to convey in class."
3	How do you identify and understand the needs of the diverse students in your classroom?	"Communication with parents is very important for the development of the student's learning process, therefore the teacher must also be able to communicate well with parents how the student's learning progress."
4	Do you apply assessment methods other than written exams, and how do you ensure	"I first ask students what kind of tasks they master visual or audiovisual, this is

	the variety of assessment methods matches the needs of students?	done so that students can easily understand and not get bored during the assessment."
5	In teaching English in junior high school, how do you find alternative and creative resources when there are budget constraints ?	"By collaborating with teachers and encouraging students to create learning materials we can overcome budget constraints."
6	What is the role of students in managing large classes, and how do you encourage active participation from them?	"By making students more active in class, making them more enthusiastic about learning in large classes, with presentations, small quizzes, and drama, it can make them have an important role in the class.

Appendix III : Observation

OBSERVATION BLUEPRINT

Observation Check list Sheet

Subject : Teacher Mrs. A

Class: IX B

Date : Monday, 16 October 2023

Topic of the Materials: Simple Present Tense

No.	Statements	Yes	No	Activities
1	The instructor consistently uses clear precise language when explaining complex concepts, making it easy for students to follow	✓		Researcher found that the teacher used clear and appropriate language when explaining learning, making it easier for students to understand material that is difficult to understand.
2	During the teaching, the teacher has a habit of repeating important instructions to ensure that students do not miss them.	✓		Researcher found that the teacher often Repeat Your Directions.Learning, so that students do not missed the lesson and supervised them so that the learning process is effective.
3	The teacher takes the time to explain the purpose and relevance	✓		The teacher began by detailing the objectives of the assignment,

	of each assignment. helping students understand its importance.			providing context, and explaining the steps students needed to take to complete the assignment
4	The teacher frequently checks in with students to ensure they comprehend the material, often asking questions to gauge their understanding.	✓		Researcher found that teacher used appropriate tones during learning, teachers tend to use variations in tone to emphasize important points or key information. This help students to identify more relevant information and improves their focus during learning.
5	The teacher consistently maintains a respectful and encouraging tone in interactions with students, fostering a positive learning environment	✓		Researcher found that the teacher explained the material specifically and gave examples during learning, the teacher used specific and precise words when explaining. The teacher avoid using terms that can cause students to be confused. The teacher can also provide additional examples or explain in a different way.
6	In Learning sessions, the teacher specific step-by-step instruction, during the lesson, the teacher	✓		Researcher found that Ms. A carefully identified the type of tense to be taught. For example, simple present

	<p>provides examples from everyday life, making the learning topic more relevant.</p>		<p>tense, simple past tense, and present continuous tense. after that Ms. A break tense learning tasks into manageable parts, such as explanations of basic rules, example of usage in positive, negative, and interrogative sentences, and focused exercises.</p>
--	---	--	--

OBSERVATION BLUEPRINT

Observation Check list Sheet

Subject : Teacher Mr. H

Class: VIII B

Date : Wednesday, 18 October 2023

Topic of the Materials: Present Continuous Tense

No.	Statements	Yes	No	Activities
1	The instructor consistently uses clear precise language when explaining complex concepts, making it easy for students to follow	✓		The used of clear and precise language helped students to better understand the material being taught. The teacher used clear and precise language in teaching. The language used is easy for students to understand and is not too complicated. The teacher also used language that is appropriate and appropriate to the learning context.
2	During the teaching, the teacher has a habit of repeating important instructions to ensure that students do not miss them.	✓		The teacher repeat directions in teaching, teacher tend to organized the teacher directions clearly, provide detailed explanation about each stage, and ensure students understand before moving on to the next step.

3	The teacher takes the time to explain the purpose and relevance of each assignment. helping students understand its importance.	✓		Teachers tend to start explaining tasks by providing a clear context. They explain the relevance of the assignment material to English learning and the real world.
4	The teacher frequently checks in with students to ensure they comprehend the material, often asking questions to gauge their understanding.	✓		The teacher used an appropriate tone when teaching. The teacher also used a friendly and supportive tone. The teacher delivered instructions, explanation and feedback in a warm voice, creating a supportive environment for students
5	The teacher consistently maintains a respectful and encouraging tone in interactions with students, fostering a positive learning environment	✓		The teacher also presented example that were relevant to the learning context.
6	In Learning sessions, the teacher specific step-by-step instruction, during the lesson, the teacher provides examples from everyday	✓		The teacher can improve students' efficiency and understanding in learning English.

	life, making the learning topic more relevant.			
--	--	--	--	--

OBSERVATION BLUEPRINT

Observation Check list Sheet

Subject : Mrs.A

Class: IX A

Date : Wednesday, 1 November 2023

Topic of the Materials: Cross-Cultural Understanding

No.	Statements	Yes	No	Activities
1	Despite the limited availability of resources, the teacher creatively utilized existing materials to create engaging and informative lessons.	✓		Researcher found that despite the lack of resources teachers were able to overcome these obstacles creatively and innovatively, by making optimal use of existing resources, for example with simple presentations in class. So that learning remains optimal even though there are limited resources.
2	The educator effectively managed time during lessons, ensuring that all critical topics were covered without making students feel rushed.	✓		Researchers found that teachers can manage time effectively during learning so that important topics can be discussed without excessive pressure on students.
3	. The teacher demonstrated a strong ability to cater to diverse student needs, offering individualized support	✓		Researchers found that teachers often involve students in the learning process so that students can continue to be motivated to develop their skills, and also

	and adapting teaching methods to accommodate various learning styles.			provide direction to parents about the development of student learning at school.
4	. The instructor implemented a variety of assessment tools, providing timely and constructive feedback to help students track their progress and areas of improvement.	✓		Researchers found that the teacher asked students what kind of assignment they wanted so they could evaluate the learning.
5	Despite tight budget constraints, the administration allocated resources effectively, prioritizing initiatives that directly benefited students' educational experiences.	✓		The researcher found that the teachers can creatively utilized existing resources and involve their students and collaborate with other teachers to create learning materials. The teachers to overcome budget constraints.
6	The teacher employed classroom management strategies that maintained discipline and encouraged active participation, even in a sizable class environment.	✓		The researcher found that the teachers encouraged their students to be more active in the learning process in large classes so that they would be more enthusiastic.

OBSERVATION BLUEPRINT

Observation Check list Sheet

Subject : Mr.H

Class: VIII C

Date :Thrusday, 9 November 2023

Topic of the Materials: Cultural Etiquette

and Communication

No.	Statements	Yes	No	Activities
1	Despite the limited availability of resources, the teacher creatively utilized existing materials to create engaging and informative lessons.	✓		The researcher found that the teacher described examples in everyday life to apply the concepts of cultural etiquette and communication, even with limited resources. The teachers were able to involve students in learning with small discussions, role playing, and simulations of cultural communication situations.
2	The educator effectively managed time during lessons, ensuring that all critical topics were covered without making students feel rushed.	✓		Researchers found that the teacher used his time well by starting learning on time according to the schedule, presenting material that was relevant to learning , provides a general overview of the concept of etiquette and cultural

				communication in a concise and clear manner.
3	The teacher demonstrated a strong ability to cater to diverse student needs, offering individualized support and adapting teaching methods to accommodate various learning styles.	✓		Researchers found that the teacher tried to understand each of the diverse needs of students in the class, creating variations in the delivery of material to meet students' needs. diverse, encouraging students to share their personal experiences.
4	The instructor implemented a variety of assessment tools, providing timely and constructive feedback to help students track their progress and areas of improvement.	✓		the researcher found that the teacher encouraged them to create personal portfolios that reflected their understanding of cultural etiquette and communication, involving students in assessment process, using several research methods such as oral questions, written assignments, and group assignments.
5	Despite tight budget constraints, the administration allocated resources effectively, prioritizing initiatives that directly benefited students'	✓		The researcher found that the teachers utilized existing resources such as printed materials, simple pictures and role playing without having to incur costs, make use of freely

	educational experiences.			available resources such as libraries.
6	The teacher employed classroom management strategies that maintained discipline and encouraged active participation, even in a sizable class environment.	✓		The researcher found that the teachers organized classrooms to ensure students can see and hear clearly, provide instructions clearly and gradually. So that all students can follow the lesson well, use body language, highlight intonation so that students focus on paying attention, and also make rules in the English class with students so that when learning takes place students remain focused and comfortable in class.

Appendix IV: Photo documentation

1.1 Photo documentation of teacher interviews



1.2 Photo documentation during observation





1.3 Photo documentation at DPM & PTSP Kab. Tanah Laut



1.4 Photo documentation at KESBANGPOL Kab. Tanah Laut



1.5 Photo documentation at DISDIK Kab. Tanah Laut





**KEMENTERIAN AGAMA
UNIVERSITAS ISLAM NEGERI ANTASARI
FAKULTAS TARBIYAH DAN KEGURUAN
PRODI TADRIS BAHASA INGGRIS**

Jalan Jenderal Ahmad Yani KM. 4,5 Banjarmasin Telepon (0511) 3253939 Faksimile (0511) 3274492
Web: www.ftk.iain-antasari.ac.id

SURAT KETERANGAN

Nomor: B-980/Un.14/III.1.f/PP.00.9/10/2022

Yang bertanda tangan di bawah ini, menerangkan bahwa:

Nama : Aulia Arifatunnida
N I M : 190101030623
Jurusan/Prodi : Tadris Bahasa Inggris
Alamat : Jl. Irigasi Kayu Bawang, Rt. 04, RW. 05, Kecamatan Gambut.

adalah benar telah melaksanakan Seminar Desain Operasional Skripsi yang berjudul:

"The Analysis of Teachers'Instruction at the SMP PLUS CMI"

Pada Hari/Tanggal : Senin/03 Oktober 2022
Tempat : Ruang SAC

Demikian surat keterangan ini dibuat, untuk dipergunakan sebagaimana mestinya.

Banjarmasin, 04 Oktober 2022

Ketua,



Afifah Linda Sari



KEMENTERIAN AGAMA
UNIVERSITAS ISLAM NEGERI ANTASARI
FAKULTAS TARBIYAH DAN KEGURUAN
PRODI TADRIS BAHASA INGGRIS

Jalan Jenderal Ahmad Yani KM. 4,5 Banjarmasin Telepon (0511) 3253939 Faksimile (0511) 3274492
Web: www.ftk.iain-antasari.ac.id

Nomor : B-907/Un.14/III.1.f/PP.00.9/12/2023
Lamp : -
Hal : **Perubahan Judul Skripsi**

Kepada Yth.
Sdr (i) Aulia
Arifatunnida NIM.
190101030623
Mahasiswa Jurusan
TBI di Banjarmasin

Assalamu'alaikum. Wr. Wb.

Berdasarkan usulan dari Dosen Pembimbing Skripsi tentang perubahan Judul Skripsi, demikian pula setelah kami mengadakan penelitian dan peninjauan seperlunya terhadap Proposal Skripsi Sdr (i), dengan ini kami menyatakan dapat menyetujui judul skripsi Sdr (i) yang semula berbunyi:

THE ANALYSIS OF TEACHERS' INSTRUCTION AT THE SMP PLUS CMI

Berubah menjadi:

**THE ANALYSIS OF IMPLEMENTING CLASSROOM INSTRUCTION IN
TEACHING ENGLISH**

Menunjuk :

1. Hj. Nurlaila Kadariyah, S.Ag.,M.Pd. sebagai Dosen Pembimbing Skripsi.

Demikian agar Sdr (i) segera menghubungi pembimbing untuk konsultasi selanjutnya.

Wassalamu'alaikum. Wr. Wb.

Banjarmasin, 13 Desember
2023
Ketua Prodi
Tadris Bahasa Inggris

Afifah Linda Sari




Appendix VIII: Thesis Consultation Notes




LEMBAR KONSULTASI

REKAPITULASI KEGIATAN KONSULTASI

Ke-	Tanggal	Catatan Konsultasi	Tanda tangan
1.	Thursday, 9 March 23	<ul style="list-style-type: none"> - Apakah memilih paper Lesson Plan, strategi, atau metode Pembelajaran - Fokus kepada Guru saja - atau self improvement / assement pembelajaran saja pilih di antara itu - cari jurnal atau skripsi terlebih di jadikan patokan & referensi arth - ref harus to the point 	<i>[Signature]</i>
2	31 Aug 23	<ul style="list-style-type: none"> - Bagian definition of key term tidak harus banyak - bisa mengaitkan tema ps - Bagian background of study harus lebih rinci lagi - harus ada gap - judul diganti (ditambah implementing) - Bab 2 harus lebih dirinci kan lagi yang ada di bagian instroction. 	<i>[Signature]</i>

No	Date	Consultation Note	Signature
3.	20 September 2023	<ul style="list-style-type: none"> - Judul: The analysis of implementing Instruction (in the class) dikum buhkan - Interview dan observasi harus sesuai dengan bab 2 - Harus menjawab Research question - interview menjawab no 1, observasi menjawab no 2. 	
4.	2 oktober 2023	<ul style="list-style-type: none"> - Instrumen penelitian bikin 2 untuk menjawab 2 rumusan masalah - Interview 2, Observasi 2 - Dibagian challenges bikin point 2 titik mungkin karena lack of students interest - kalo 1 saja masih kurang menjawab implementasi dan tantangan, karena yg diteliti adalah guru bukan murid - Dimantarkan lagi bagian bab 2 karena bagian instrumen untuk membuat instrumen penelitian. 	
5.	11 Oktober 2023	<ul style="list-style-type: none"> - Judul ditambah - Perhatikan rumusan, spesifik - kata sambung jgn huruf besar - bagian implementing & challenges berikan contoh di setiap point 2 - Perhatikan huruf - Angka jgn Huruf - titik - kalo mau ditambahkan bagian sub bab berikan solusi situasun kalo mau digabung bilah kan bukan sub ject tapi participant because guru nya dan alasan nya - data: Sub ject apa saja yg dicari, implementasi & challenges - Observasi & Interview: perhatikan ada berapa item pertanyaan. 	

No	Date	Consultation Note	Signature
6	6 November 23	<ul style="list-style-type: none"> * judul dikembalikan dan diperbaiki isi disesuaikan dgn judul + jangan gunakan singkatan dalam kalimat * Hasil observasi dicantumkan dengan materi pembelajaran * Observasi harus dilakukan sebanyak 4 kali, dan interview hanya satu kali tambahan saja * Bab 2 contohnya harus sesuai dengan pembelajaran di sekolah * Bab 1 juga mengikuti seperti bab 2 hasil observasi harus ada tgl dan materi pembelajaran. 	

CURRICULUM VITAE

I. Personal Details

Full Name : Aulia Arifatunnida
Place, Date of Birth : Banjar, May 13th 2001
Gender : Female
Marital Status : Single
Religion : Islam
Nationality : Indonesia
Parents : Amir Mahmud and Khalifaturrahmah
Siblings : Muhammad Arif Ramadhani
Address : Desa Kayu Bawang, Rt. 004, Rw. 005, Kec.
Gambut, Kab. Banjar

II. Formal Educational Background

2007 – 2013 : MIN Muara Durian
2013 – 2016 : MTsN 2 Gambut
2016 – 2019 : MAN 3 Banjar
2019 – 2024 : English Education Department of Antasari State
Islamic University Banjarmasin

Banjarmasin, August 31th 2023



Aulia Arifatunnida