

APPANDICES

(Appendix 1: Translate of Holy Qur'an Ibrahim verse 4)

Translate of the verse Ibrahim verse 4

Indonesia	English
<p><i>"Dan Kami tidak mengutus seorang rasulpun, melainkan dengan bahasa kaumnya, supaya ia dapat memberi penjelasan dengan terang kepada mereka. Maka Allah menyesatkan siapa yang Dia kehendaki, dan memberi petunjuk kepada siapa yang Dia kehendaki. Dan Dia-lah Tuhan Yang Maha Kuasa lagi Maha Bijaksana."</i></p>	<p>"And We did not send any messenger except [speaking] in the language of his people to state clearly for them, and Allah sends astray [thereby] whom He wills and guides whom He wills. And He is the Exalted in Might, the Wise."</p>

No	Teacher's Translanguaging Practice as Strategy		Classes grade	
			7 th	8 th
1	Preview learning in home language	Gives a short summary explaining what will be about	√	√
2	Review learning at the end of the lesson in first language	Teacher and/or students summarize what the lesson was about in home language		
3	Accessing and building background knowledge in first language	1. Students share what they know in their first language 2. Teachers shows a picture or provide texts in first language	√	√
4	Students talk in native language	Students are strategically paired	√	√
5	Note-taking in first language	Students take notes in first language	√	
6	Translation Tool (Dictionary book, online translate)	Students use translation devices to translate vocabulary, phrases, and directions in first language	√	√
7	Multilingual resources	Students have access to bilingual dictionaries, picture dictionaries, and translation websites or computers		√
8	Students work in first language	Students do their work in first language and provide an explanation of their response in English		
9	Assessments	1. Teachers provides/translates directions in first language 2. Teacher gives students the option to answer some/all assessment questions English	√	√
10	Small group instruction	Meet with students in advance to provide preview or review a skill in first language before the whole group lesson		√

(Appendix 2: Transcript of Observation)

1. 7th Grade class

Teachers' Name : Frika Putri Imase, S.Pd

Date of first meeting : Oktober 7th, 2021 08.10: – 09:40

T : Assalamu'alaikum. Hello students, Good morning. How are you today?

S : Wa'alaikumussalam wr wb, morning miss. I'm fine.

T : Okay. Ibu absen dulu.

S : Iya Bu

T : Okay so today we are going to learn new unit ya which is unit 7. Please open your book on page 59 ya. Hari ini pembahasannya seru nih

S : Inggih Bu

T : Okay so in unit 7, what do you see? Ada gambar apa disana

S : Novel Bu

T : Okay very good, naah novel apa tuuh (Students answer the title of the book)

T : Yup exactly ya, ada yang udah pernah baca novelnya? (Some of the students answer with belum [not yet] and sudah [already read])

T : naah karena Ana sudah pernah baca, what do you think about the novels Ana?

keterangan secara lengkap, misalnya di depan bank, di samping sekolah, dll. [give complete explanation, for example in front of bank, beside school, etc.]. And how to get there from your house. Dan cara ke sana mulai dari rumah kamu. Budayakan membaca sampai habis. Untuk membuat Mr. beri waktu 20 menit ya. Untuk memberi arahnya kalian bisa pakai beberapa expression yang ada disini.

T : Okay. Mr. tutup pelajaran hari ini, Alhamdulillah. Thank you so much for today. see you next day.

Date of second meeting : September 29th, 2021 10.00-11.30

T : Assalamu'alaikum wr wb. Good morning class. How are you today? I hope you're all fine. Well, before we start our lesson today please recite basmallah or do'a. and remember to fill attendance list first.

S: Wa'alaikumussalam wr wb. Good morning Mrs. Bismillahirrahmanirrahiim.

T : As I said yesterday, we going to continue our lesson. Have you prepared your speaking for today? Kalian sudah mempersiapkan speaking kalian untuk hari ini?

S : Done, Mr.

T : Okay, good. Nanti bagi yang udah speaking bisa baca-baca materi yang telah kita pelajari ya, nanti di akhir pembelajaran kita ada quiz.

S : Okay, Mr.

T: Maju Sesuai absen ya, and keep silent. Supaya Mr bisa dengar speaking kalian dengan jelas. Okay?

S: Siap Mr.

A few moments later

T :That's all for today. Don't forget to do'a. Well, thank you so much for your attention todayI hope our lesson today is beneficial for you and barokah. Kita tutup pembelajaran hari ini dengan hamdalah. See you again. Assalamu'alaikum.

S : Wa'alaikumsalam,.

T : Yang mana yang kalian baru tau expression-nya? [which one of expressions that you just know?] Biasanya kalo kita belajar expression, sekalian sama speaking-nya kan.. Tapi sebelum Practice speaking-nya. Kita jawab bersama-sama dulu practice 1 yang di halaman 61. Teacher give explanation about the practice.

T : Untuk 1. A. Lost (tersesat). Silahkan kalian kalo tau jawabannya bisa langsung tulis disini.. S : Looking & Where

T : Yes, correct. Udah lengkap semua. Good job all. Sudah ditulis semua lah? Have you write down all?

S : Sudah, Mr.

T : Okey, wanna practice?. I'll choose 3 people to try the conversation. Are you ready? Teacher choosing 3 people from 10 to be groups by the conversation which is has three conversation to practice students' speaking.

T : Start from Syifa, Annisa and Syafi'i Read a loud supaya teman yang lain bisa mendengar.

S : Inggih, Mr.

T : Go ahead. Conversation-nya yang soal tadi..

T : Thank you. Kita habis ini practice speaking. But before that. Untuk speaking practice-nya ini individual ya. I want you to give directions of your favorite place in your city. It could be a café, restaurant, public library, or hall, or sport center. Anything, it depends on you. then, you have to give directions about the address. Where is located (in detail) beri

1. 8th Grade class

Teachers' Name : Muhammad Ilhamsyah, S.Pd

Date of first meeting : September 27th, 2021 08.10: – 09:40

T : Assalamu'alaikum wr wb. Good morning all. How is it going?
Hopefully you are fine. And now are you ready to study?. Last week, we
have learned about Preposition of place, right?

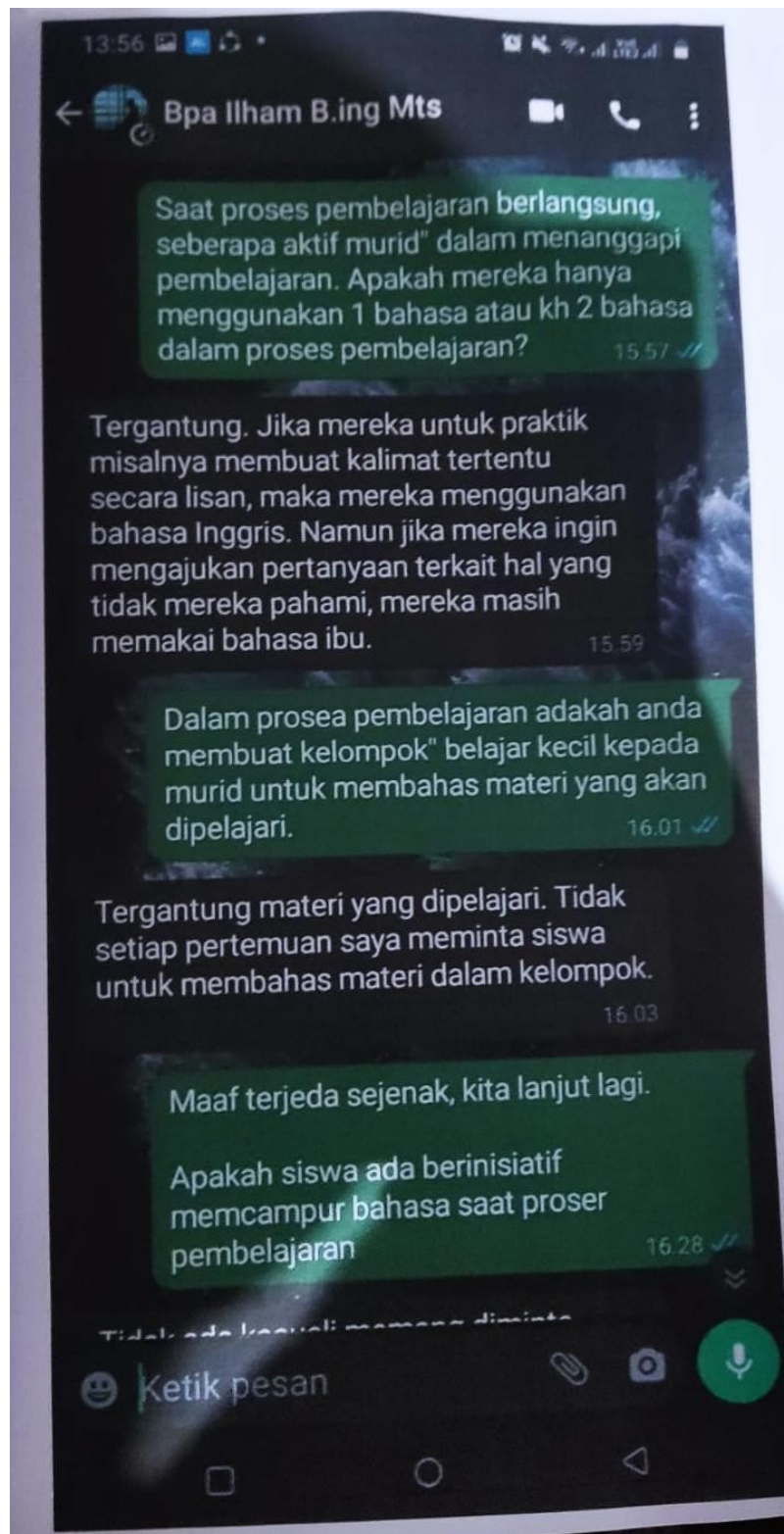
S : Wa'alaikumussalam wr wb. Good morning, Mrs. I'm fine. Yes, Mr.

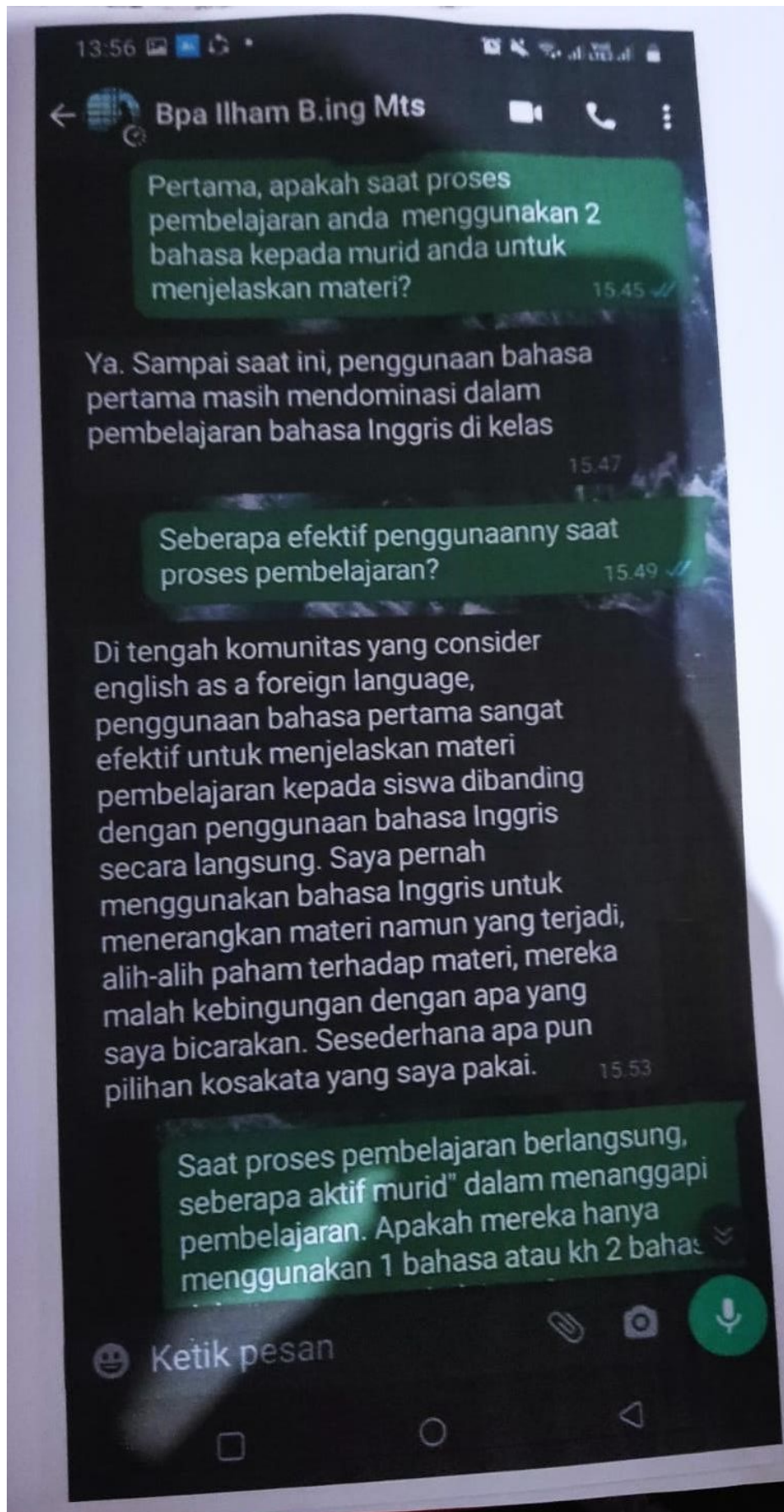
T : For today, we gonna talk about expression of asking and giving
direction. Kita akan discuss tentang ungkapan untuk bertanya dan
memberi arahan [we will discussing about expression of asking and giving
direction]. Masih ada berkaitan dengan pembelajaran minggu lalu ya [it
still related to topic last week] (preposition place)

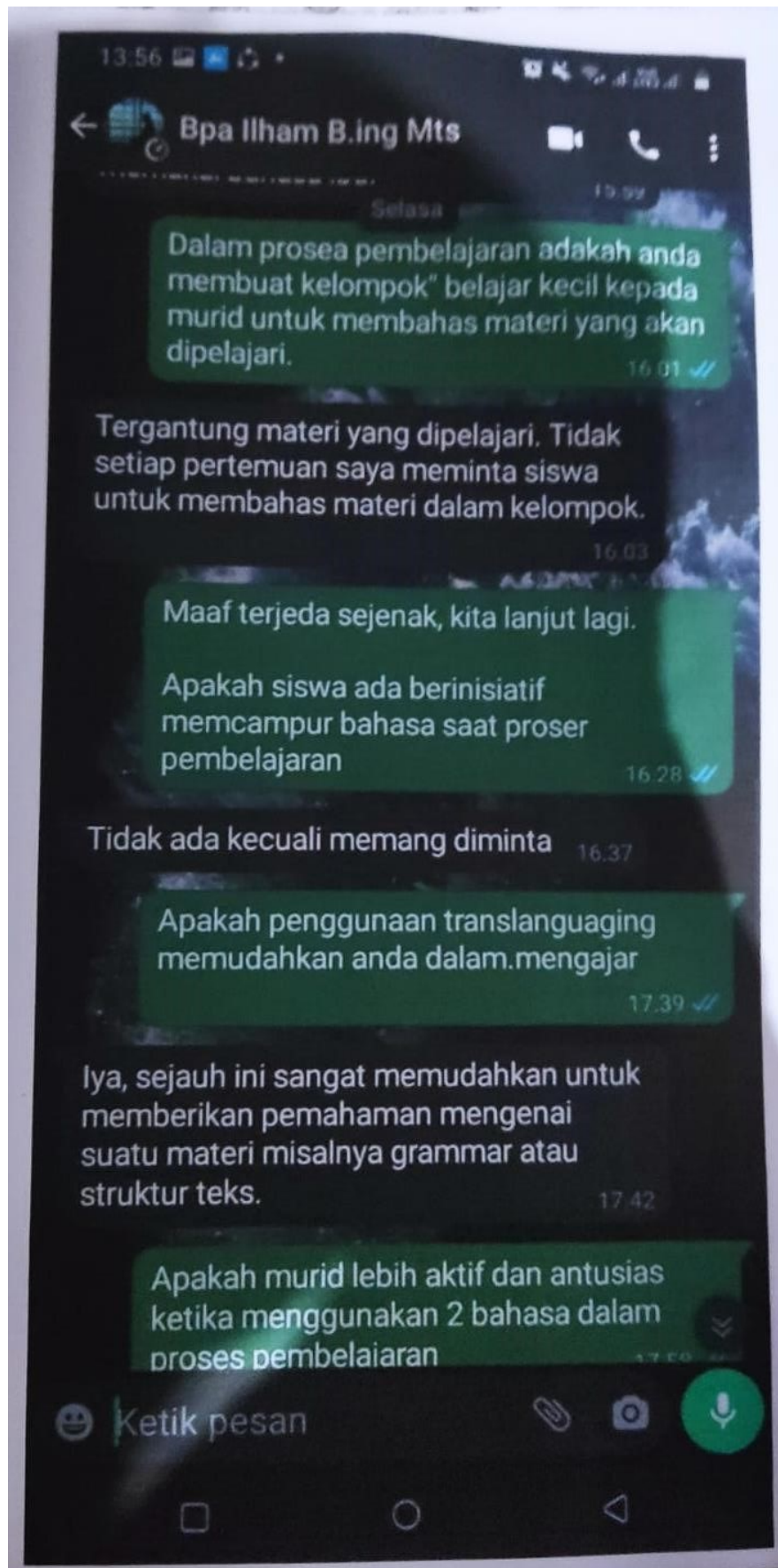
T : Silahkan copy dan lanjutkan [copy and continue it please]. Now can
you fill all those expressions of asking and giving direction that you know:
Isi dengan terjemahannya juga ya [fill it with translation]. (Satu orang satu
ya)[(one person one sentence)] (Students keep filling it)

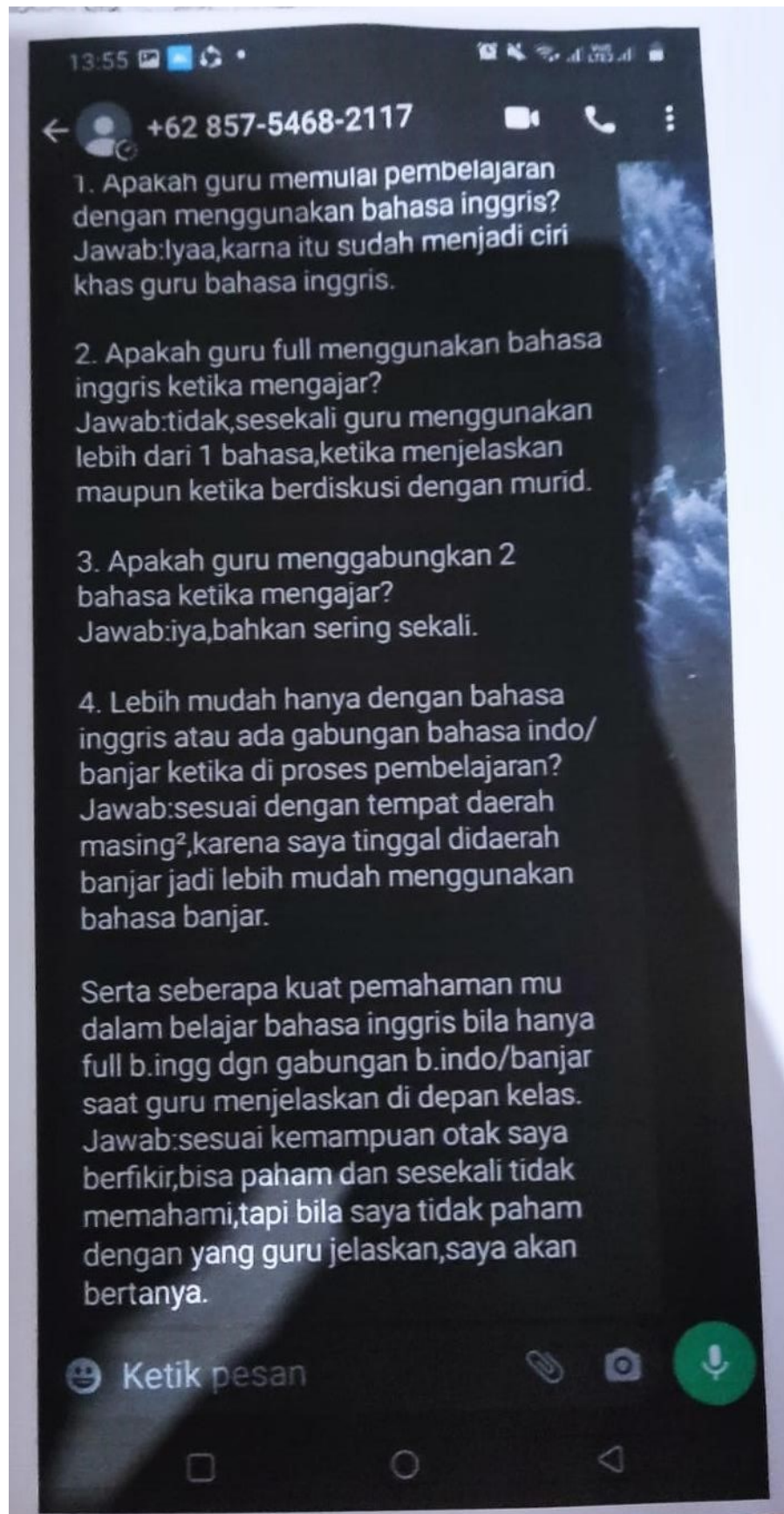
T : Go ahead. Then, it was found that the word on the book misspelling, so
teacher tell them correct sentence. Teacher asks students to fix it on
students' book to replace it to the right word.

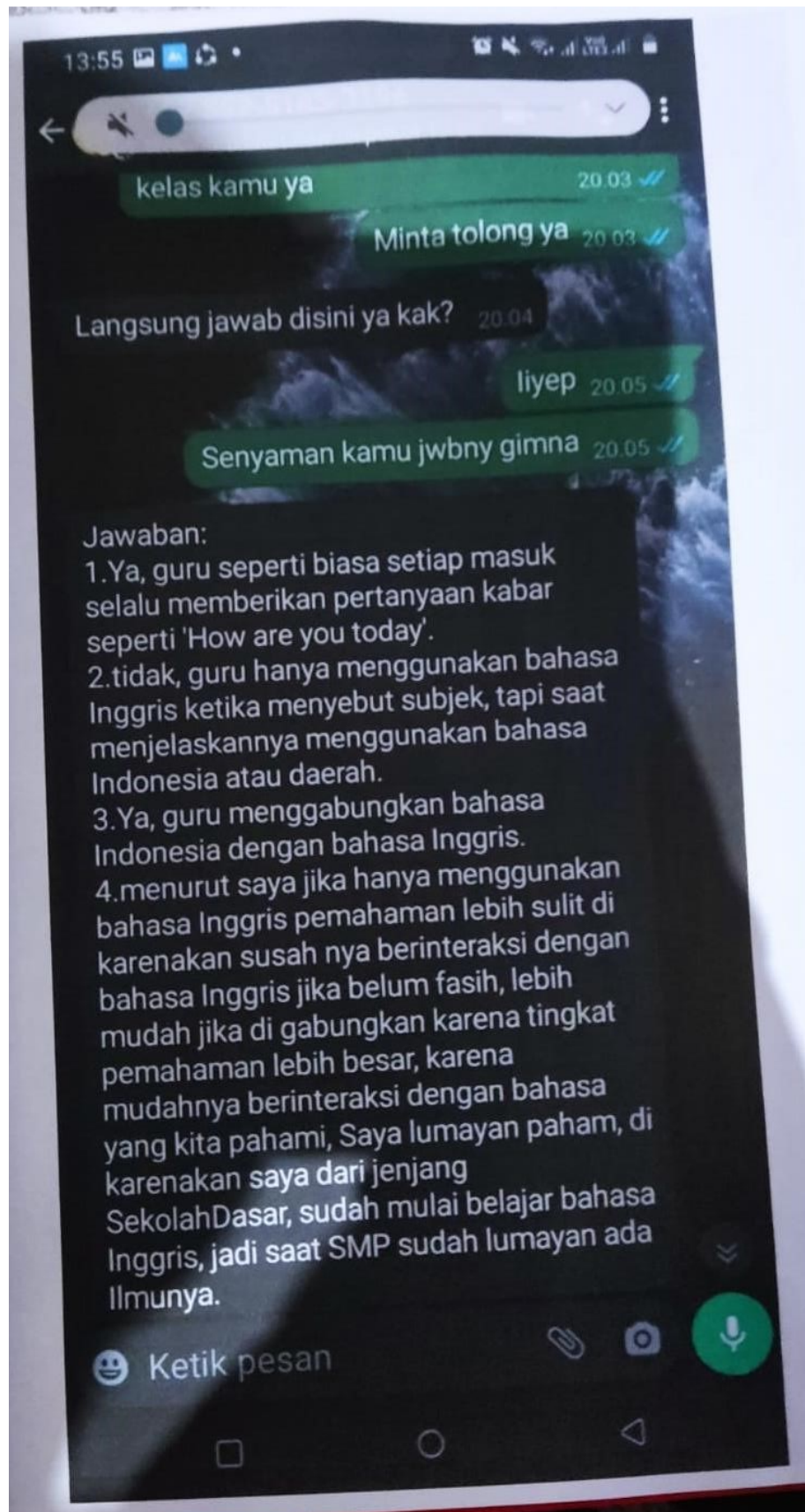
T : You can fix it, tulis aja disamping bukunya atau di coret kah, terus
diganti kata "now" jadi "know". After all has done, teacher gives a picture
of example expression of giving directions with translations in Bahasa.

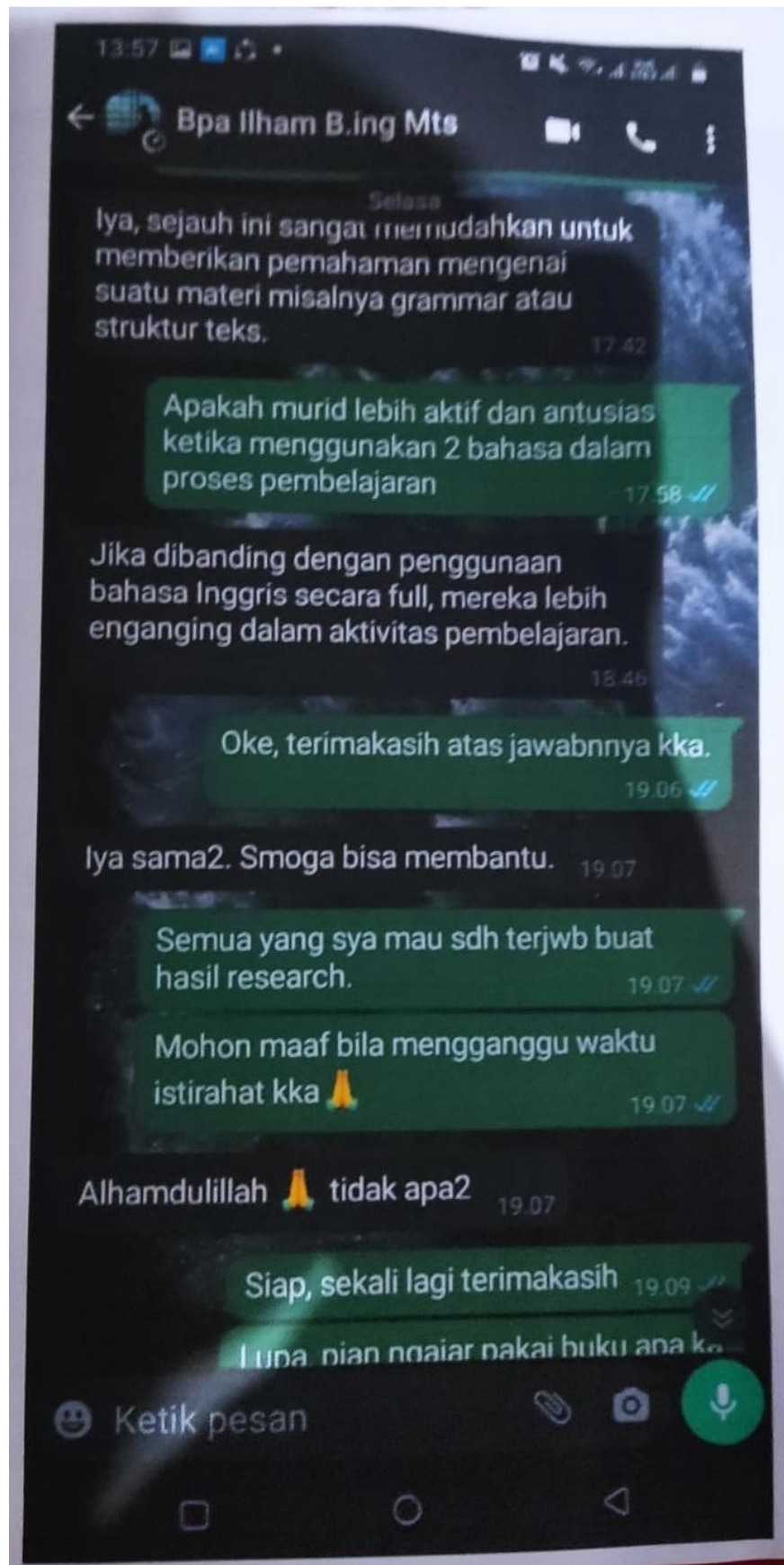










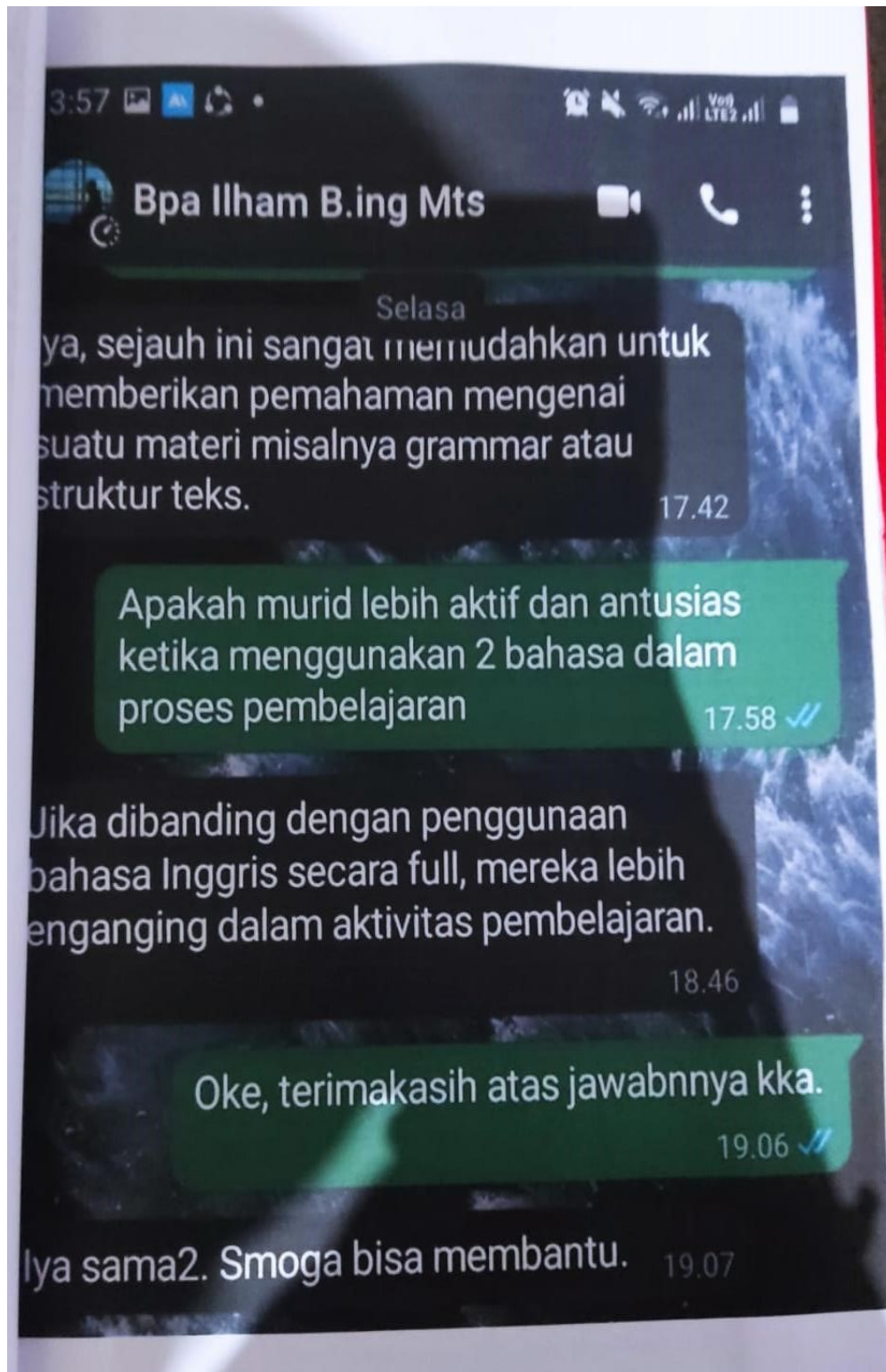


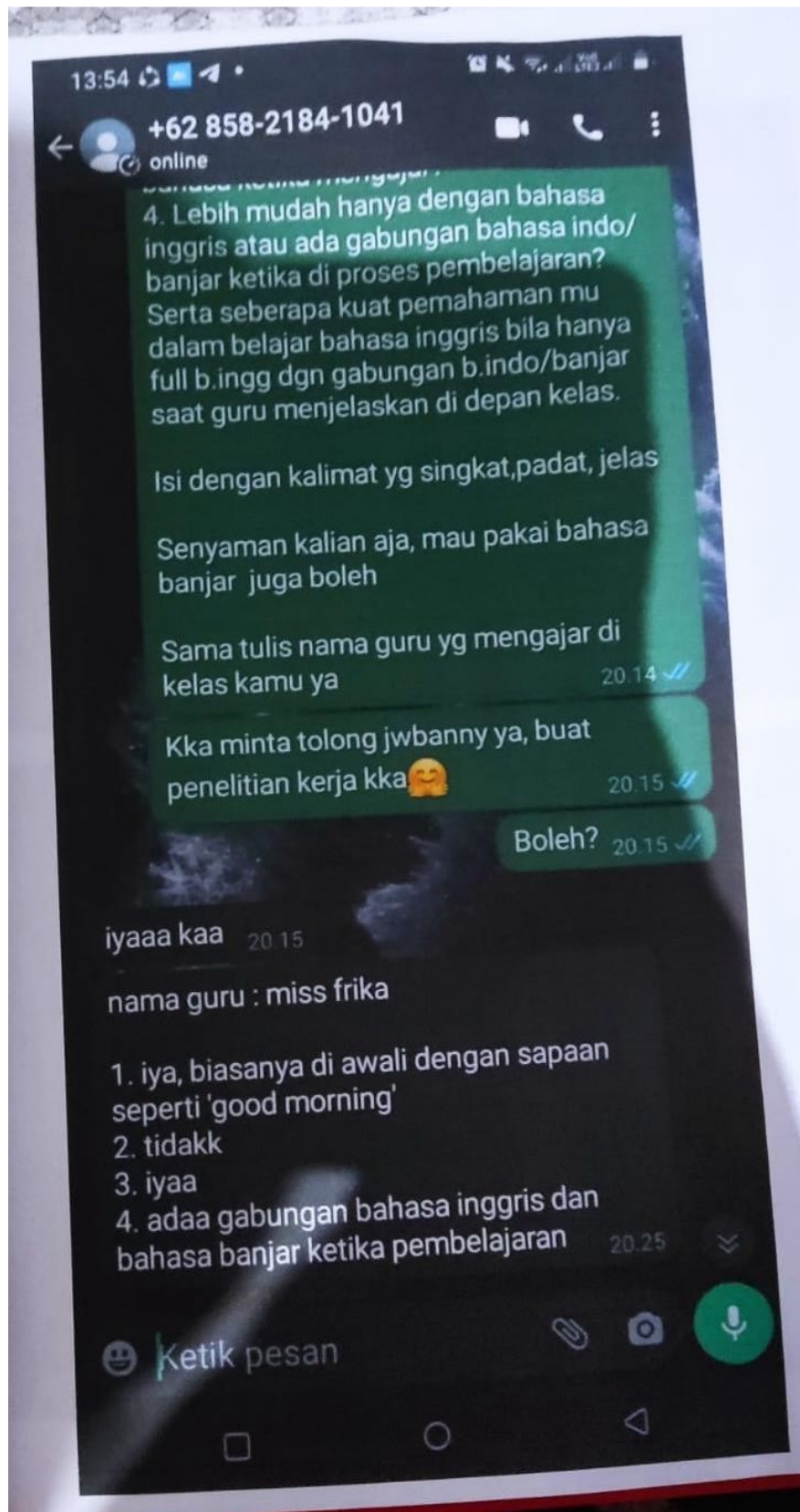
Mohon isi pertanyaan dibawah ini dengan bahasa yang singkay dan jelas.

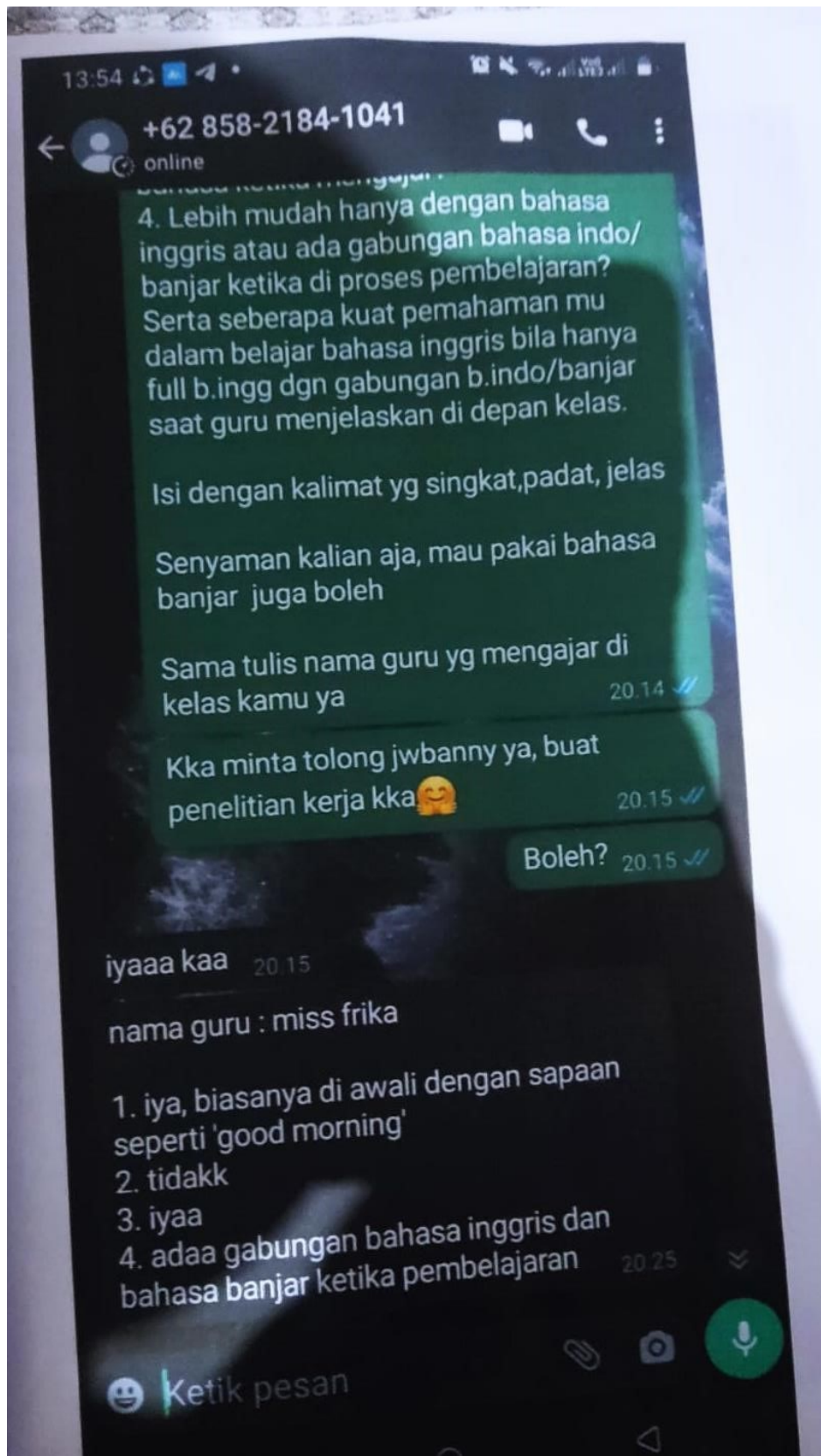
1. Apakah guru memulai pembelajaran dengan menggunakan bahasa inggris?
: Biasanya tidak pernah, kecuali guru bahasa inggris, baru sering ka
2. Apakah guru full menggunakan bahasa inggris ketika mengajar? : Tidak, biasanya guru" kami menggunakan bahasa campur-campur
3. Apakah guru menggabungkan 2 bahasa ketika mengajar? : Ya, bisa bahasa Indonesia atau banjar
4. Lebih mudah hanya dengan bahasa inggris atau ada gabungan bahasa indo/banjar ketika di proses pembelajaran? : Lebih mudah dengan bahasa gabungan kka.

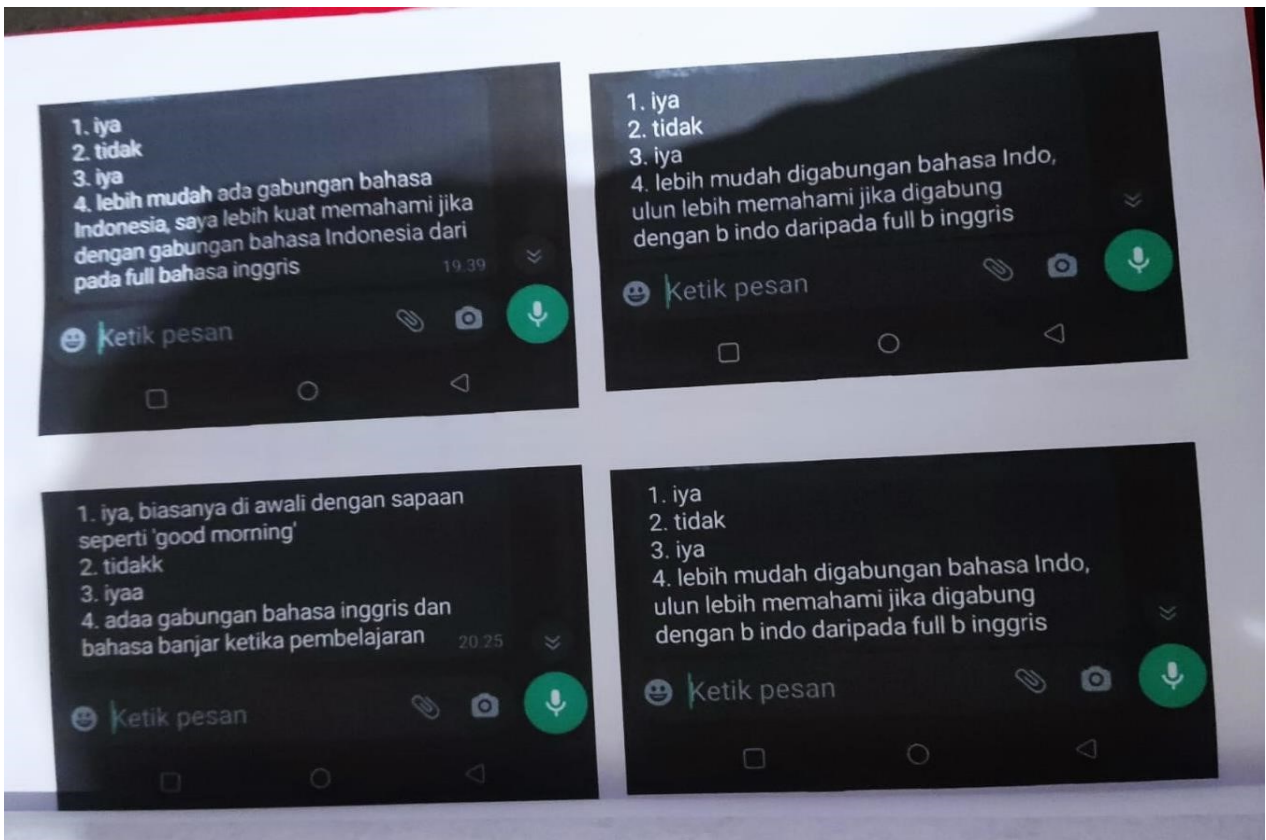
Serta seberapa kuat pemahaman mu dalam belajar bahasa inggris bila hanya full b.ingg dgn gabungan b.indo/banjar saat guru menjelaskan di depan kelas. : Tidak terlalu kuat, tapi saya masih bisa memahami apa yang guru bilang, mau itu bahasa inggris atau gabungan.

😊 Ketik pesan









CURRICULUM VITAE

I. Personal Details

Name : Riska Yuni Merdina
Place and Date of Birth : Kotabaru, June 11st, 1997
Gender : Female
Marital Status : Single
Religion : Islam
Nationality : Indonesia
Parents : Sukarman and Tety Djuarsih
Siblings : Rizky Amelia S.E and Evi Maulida

II. Formal Educational Background

2004 : Pertiwi kindergarten
2010 : State Elementary School 4 Dirgahayu
2013 : State Islamic Junior High 1 School Kotabaru
2016 : State Islamic Senior High School Kotabaru
2016 – 2023 : English Education Department of Antasari State
Islamic University Banjarmasin

III. Organization Experience

2016– 2019 : Antasari Cendikia