

APPENDICES

Hadits about Public Speaking

Translation		Hadits
Indonesian	English	
<p>“Rasulullah berkata kepadaku, ‘Wahai Mu’adz, tahukah kamu apa hak Allah yang wajib dipenuhi oleh seorang hamba dan apa saja hak hamba yang harus dipenuhi Allah?’ Saya menjawab, ‘Allah dan Rasul-Nya lebih tahu.’ Bersabda, ‘Hak Allah yang harus dipenuhi oleh hamba-hamba-Nya adalah bahwa mereka menyembah-Nya saja dan tidak melakukan syirik kepada-Nya. Adapun hak-hak hamba yang harus dipenuhi oleh Allah, Allah tidak akan menghukum orang-orang yang tidak melakukan syirik. Untuk dia.’ Lalu aku berkata, ‘Ya Rasulullah, bagaimana kalau aku menyebarkan kabar gembira ini kepada</p>	<p>“Rasulullah said to me, ‘O Mu’adh, do you know what Allah’s rights are obligatory for the servants to fulfill and what are the rights of the slaves which Allah must fulfill?’ I replied, ‘Allah and His Messenger know best.’ Said, ‘The right of Allah that His servants must fulfill is that they worship Him alone and not commit any shirk to Him. As for the rights of servants, which must be fulfilled by Allah, Allah will not punish those who do not commit shirk to Him.’ Then I said, ‘O Rasulullah, how about I spread this good news to many people?’ The Messenger of Allah replied, ‘No, later</p>	<p>فَقَالَ: «يَا مُعَاذُ، تَدْرِي مَا حَقُّ اللَّهِ عَلَى الْعِبَادِ؟ وَمَا حَقُّ الْعِبَادِ عَلَى اللَّهِ؟» قَالَ: قُلْتُ: اللَّهُ وَرَسُولُهُ أَعْلَمُ، قَالَ: «فَإِنَّ حَقَّ اللَّهِ عَلَى الْعِبَادِ أَنْ يَعْبُدُوا اللَّهَ، وَلَا يُشْرِكُوا بِهِ شَيْئًا، وَحَقَّ الْعِبَادِ عَلَى اللَّهِ عَزَّ وَجَلَّ أَنْ لَا يُعَدِّبَ مَنْ لَا يُشْرِكُ بِهِ شَيْئًا»، قَالَ: قُلْتُ: يَا رَسُولَ اللَّهِ، أَفَلَا أُبَشِّرُ النَّاسَ، قَالَ: «لَا تُبَشِّرْهُمْ فَيَتَكَلَّوْا</p>

banyak orang?' Rasulullah menjawab, 'Tidak, nanti mereka bisa bersandar. HR. Al-Bukhari.	they can lean on.' HR. Al-Bukhari.	
--	------------------------------------	--

Observation Sheet

No.	Criteria for Formal and Informal Public Speaking steps	English Instructors			
		Mr TM	Ms B	Ms L	Ms N
1	Opening: Did the speaker start the class pleasant or boring?	✓	✓	✓	✓
	Content: Does the speaker present the material in an organized and directed manner?	✓	✓	✓	✓
	Closing: Did the speaker close the class by repeating material?	✗	✓	✓	✓
2	Fashion Style: Does the teacher dress neatly and clean?	✓	✓	✓	✓
3	Script: Is the material was presented according to the lesson plan?	✓	✓	✓	✓
4	Vocal Technique:				
	a. Did the teacher delivering the material use articulation and dynamics perfectly?	✓	✓	✓	✓
	b. Does the teacher use the power (voice) clearly?	✓	✓	✓	✓
5	Body Language: Does the body language of the teacher during teaching support every words?	✓	✓	✓	✓

Interview Sheets

Interview Questions		Answers by English Instructors at EF
1.	What techniques do you use to engage the students?	<p>Mr TM: be friends with the students.</p> <p>Ms B: by playing games and a lot of group work</p> <p>Ms N: using games during learning so that students don't get bored and build an atmosphere.</p> <p>Ms L: using Total Physical Response (TPR) method.</p>
2.	How would you ensure the students understands and remembers critical answers?	<p>Mr TM: asking the students if they understand the materials.</p> <p>Ms B: by ask concept questions to make sure students understand the materials.</p> <p>Ms N: ask many questions to make sure students understand the materials.</p> <p>Ms L: using body movements, It is very important to use body movements that can attract attention and are easy for students to remember.</p>
3.	How do you control your breathing and vocal technique to keep it stable during teaching in the class?	<p>Mr TM: a lot of practice, so teacher can get used in teaching the students.</p> <p>Ms B: a lot of practice to keep the breathing and vocal stable.</p> <p>Ms N: a lot of practice to keep the breathing and vocal stable.</p> <p>Ms L: control teacher tone. For example, during practice use tone down</p>

Lesson Plan


1. Mr TM Lesson Plan

		Teacher: Mr. T	Class: TB 4		
		Date: 05/09/2023	Unit/Lesson:	Unit 5, Lesson 6	
Aims: speaking, listening, reading, writing, grammar, vocabulary		pronunciation		assessment	
Main Lesson Aim: (By the end of this lesson, students will be able to...) prepare their showcase for the AC.				Y/N	
Language:					
Free Time Activities: bowling, hanging out with friends, having a picnic, hiking, ice skating, playing card games, playing frisbee, playing soccer, playing video games					
comparing interests and asking questions.					
Emphasis Language: really, so, such.					
Personal Aims: What will you do differently or change about your teaching in this lesson? <i>To make them to connect the words into their real life</i>					
Materials: PPT, Audio B1		No. of Ss: (10/Actual)			
Time	Stage objective	Stage	Interaction	Procedure / Activity	Notes: board, seating etc.
10'	warm up	Engage	T-S/S-S	SS play a game of whispers to write the target vocabulary on the board.	
10'	To understand the target vocabulary in more detail.	Study	T-S	T reviews the grammar and vocabulary related to speaking about holiday destinations and activities.	
10'			T-S	T prompts SS and discuss different countries and popular holiday activities while writing them on the board.	
30'	To elicit their understanding of the target vocabulary and grammar.	Activate	T-S/S-S	SS choose a holiday destination and take a convincing stance using holiday activities to convince others to join them. SS practice their vocation and speaking convincingly to assuade others to join in on their trip.	
15'			S-S		
5'	To review the target vocabulary.	Consolidation	T-S/S-S	T reviews the target language and closes the lesson.	


2. Ms L Lesson Plan

		Teacher: Ms. L	Class: SS 2					
		Date: Sep 4, 2023	Unit/Lesson: 9/1					
Aims: Speaking		Listening	Reading	Writing	Grammar	Vocabulary	Pronunciation	Assessment
								Y/N
- Students will be able to be little teacher to ask and answer about the weather is								
Content: Vocab, Structure, etc. needed to achieve main aim								
Vocabulary: Related to weather								
- Grammar: What is it? It's...								
Personal Aims: What will you do differently or change about your teaching in this lesson? <i>To make the lesson enjoyable and fun for students</i>								
Materials: SB, PB, IWB, FC			No. of SS: (10/Actual)					
Time	Stage Objective	Stage	Interaction	Procedure/Activity	Notes: Board, Seating, etc.			
10' 14.00 - 14.10	To greet each other and recall the rules. To brainstorm the target vocabulary.	Engage	TS/ST SS	<ul style="list-style-type: none"> Welcome and greets the students and set up rules Students sing and dance to Hello and ABC song, in normal and fast speed. Students play Scavenger Hunt by finding the matching FC of weather based on the teacher's instructions. 				
25' 14.10 - 14.35	To Acquire the Target Language about and answering about weather. To practice the TL.	Study	TS SS SS	<ul style="list-style-type: none"> Teacher drills the students to use the Target Language (TL) "what is it?" "it's..." with the weather vocabulary using TPR (Total Physical Response) Students try it themselves using the TL and TPR and everybody follow their lead Do a quiz related to the TL on Unit Presentation 4 Students do bookwork 				
20' 14.35 - 14.55	To be little teacher using the TL.	Activate	SS	<ul style="list-style-type: none"> Students become little teachers to ask each other using the TL. 				
5' 14.55 - 15.00	To review the lesson briefly and end.	Consolidation	TS	<ul style="list-style-type: none"> Teacher closes the class by having a quick quiz about the lesson and then having the students and dance "Goodbye Song" and goodbye to everybody. 				

3. Ms N Lesson Plan

					Teacher: NA	Class: HF F	
					Date: Wed, 6/9/2023	Unit/Les	
Aims: speaking listening reading writing grammar vocabulary pronunciation assessment					U. 3 L. 2		
Main Lesson Aims: (Can-do statement) By the end of the lesson, students will be able to... Content: Vocab, structure, etc. needed to achieve main aim Vocab of physical appearances : spots, Vocab of adjectives : long, short, tall, short, heavy, light, strong, weak, Grammar : comparative (-er), superlative (-est) Sentence structures : "Which are longer, snakes or lemurs?" "Snakes are longer than lemurs." "Which are the tallest, giraffes, hippo or lion?" "Which one has bigger spots, leopards"							
Personal Aims: What will you do differently or change about your teaching in this lesson? <i>To make them to connect the words into their real life</i>							
Materials: IWB, SB pg. 24-25, PB pg. 32 A and B.					No. of Ss: (7 /Actual)		
Time	Stage objective	Stage	Interaction	Procedure / Activity	Notes: board, seating etc.		
7' (15.20-15.27)	to greet each other and engage the ss before the lesson	Engage	T - S / S - S	T and ss greet each other.			
10' (15.27-15.37)				Ss, in group play a quiz to introduce the comparative forms.			
3' (15.37-15.40)				T tells that today they will compare physical appearances of animals. by			
10' (15.40-15.50)	to learn about comparative and superlative forms and practice the TL	Study	T - S / S - S	T asks the ss to talk about one of their fav. animals and tell the reason			
10' (15.50-16.00)				Ss read SB pg. 24-25, then do PB pg. 32 A and B.			
5' (16.00-16.05)				Ss check the answers together.			
5' (16.05-16.10)				In 3 minutes, ss practice the sentence structures before they ask other people.			
15' (16.10-16.25)	to write the question and interview other people and use the TL	Activate	S - S	* Each student in one group write a question by using comparative form, then interview someone and write the information they get.			
10' (16.25-16.35)	to present the results			Ss present the result in front of the class.			
3' (16.35-16.38)	to review the lessons	Consolidation	T - S / S - S	T and ss do error corrections.			
2' (16.38-16.40)	and say goodbye			T and ss say goodbye to each other.			

4. Ms B Lesson Plan

					Teacher: Ms. B	Class: Fronrunner 4	
					Date: 7-September-2023	Unit/Lesson:	Unit 3 Lesson 3
Aims: speaking listening reading writing grammar vocabulary pronunciation assessment					y/N		
Main Lesson Aims: (Can-do statement) Content: Vocab, structure, etc. needed to achieve main aim Handle short social exchanges and try to keep the conversation going Ask questions to keep the conversation going Understand details in routine exchanges Learn vocabulary related to socializing Learn verb collocations related to activities Practice sentence stress with wh- questions							
Personal Aims: What will you do differently or change about your teaching in this lesson? <i>Getting to know students and make them to connect the words into their real life</i>							
Materials: PPT, Audio B1					No. of Ss: (8 /Actual)		
Time	Stage objective	Stage	Interaction	Procedure / Activity	Notes: board, seating etc.		
10	BREAK THE CODE GAME	Engage	T-S/S-T	Greeting Play Break The Code			
25	DEPARTMENT STORE ITEMS & DIRECTIONS SS knows the vocabulary related to department store and know the structures to give directions ('up' and 'down').	Study	T-S/S-T	1. T tells SS the lesson aims. 2. T asks SS if they still remember what a department store is and elicits the items that they sell. SS take a look at Section C2, in group SS discuss and check the items that they sell. 3. T asks SS to take a look at Section C1 and skim the text. T asks SS what is it about & SS arrange the text messages. 4. T asks CCQ about the text messages and asks SS to find the information from Section C3. 5. T asks SS one department store in Banjarmasin (e.g. Matahari). In group, SS need to find some information (e.g. Group 1 - Opening Days & Time, Group 2 - Items they sell/departments). SS share it with the class. 6. Then, T asks S to complete Section E by categorizing the items. 7. T introduces Grammar of Prepositions 'Up' and 'Down'. SS practice giving directions to their friends (IWB slides).			
35	ASKING AND GIVING DIRECTIONS SS could use the required structures to ask and give directions	Activate	S-S/T-S	1. In group, SS will get role cards. The group will take turn to ask and give directions to the correct department (e.g. Where can I find lipstick? You can go to the cosmetic department. Go up to the 2nd floor & turn right).			
10	students have learned an	Consolidation	T-S/S-T	Consolidates the lesson			

Certificate of Seminar Proposal



**KEMENTERIAN AGAMA
UNIVERSITAS ISLAM NEGERI ANTASARI
FAKULTAS TARBIYAH DAN KEGURUAN
PRODI TADRIS BAHASA INGGRIS**

Jalan Jenderal Ahmad Yani KM. 4,5 Banjarmasin Telepon (0511) 3253939 Faksimile (0511) 3274492
Web: www.ftk.iain-antasari.ac.id

SURAT KETERANGAN

Nomor: B-347/Un.14/III.1.f/PP.00.9/05/2023

Yang bertanda tangan di bawah ini, menerangkan bahwa:

Nama : Ardya Rigita Cahyani
N I M : 190101030777
Jurusan/Prodi : Tadris Bahasa Inggris
Alamat : Jl. Balitan 4, No. 29.

adalah benar telah melaksanakan Seminar Desain Operasional Skripsi yang berjudul:

**“EXPLORING FORMAL AND INFORMAL PUBLIC SPEAKING TECHNIQUES IN
SOUTH KALIMANTAN”**

Pada Hari/Tanggal : Senin/05 September 2022
Tempat : Online

Demikian surat keterangan ini dibuat, untuk dipergunakan sebagaimana mestinya.

Banjarmasin, 03 Mei 2023

Ketua,



Afifah Linda Sari

Seminar Proposal Notes



**KEMENTERIAN AGAMA
UNIVERSITAS ISLAM NEGERI ANTASARI
FAKULTAS TARBIYAH DAN KEGURUAN
PRODI TADRIS BAHASA INGGRIS**

Jalan Jenderal Ahmad Yani KM. 4,5 Banjarmasin Telepon (0511) 3253939 Faksimile (0511) 3274492
Web: www.fdk.iain-antasari.ac.id

CATATAN SEMINAR PROPOSAL SKRIPSI

- | | |
|---------------------------|--|
| 1. Nama Mahasiswa | : Ardy Rigita Cahyani |
| 2. N I M | : 190101030777 |
| 3. Program Studi | : Tadris Bahasa Inggris |
| 4. Judul Proposal Skripsi | : Exploring Formal and Informal Public Speaking
Technique in South Kalimantan |
| 5. Dosen Pembimbing | : Afifah Linda Sari, M.Pd |
| 6. Catatan Hasil Seminar | : |

NO	Catatan/Saran Penanggap	NO	Catatan/Saran Dosen
1.	- Penulisan proposal sebaiknya tanpa menggunakan BAB I, BAB II, dst. Karena hal tersebut sudah tidak dianjurkan dalam format jurusan.	1.	- Untuk background of study, kamu hanya perlu lebih fokus terhadap correlations between Formal and Informal Public Speaking. - Partisipasi nya terlalu luas. - Penelitian cukup difokuskan dengan mencari pembicara-pembicara yang ada di Media Sosial (Youtube) baik pembicara formal ataupun informal dan kemudian teliti berdasarkan teknik penggunaan public speaking mereka (suara, intonasi dll) - Untuk Research design bisa diganti dengan menggunakan Library Research.

Banjarmasin, Senin 5 September 2022
Moderator,

Yenni Sanruri

Research Permission Letter



KEMENTERIAN AGAMA REPUBLIK INDONESIA
UNIVERSITAS ISLAM NEGERI ANTASARI BANJARMASIN
FAKULTAS TARBIYAH DAN KEGURUAN
 Jalan Jenderal Ahmad Yani Km. 4.5 Banjarmasin 70235
 Telepon: (0511) 3265426; (0511) 6783136
 E-mail: ftk@uin-antasari.ac.id Website: ftk.uin-antasari.ac.id

SURAT RISET

Nomor : B- 776 /Un.14/III.1/PP.00.9/07/2023

Yang bertanda tangan tangan Wakil Dekan Bidang Akademik dan Kelembagaan Fakultas Tarbiyah dan Keguruan UIN Antasari, dengan ini menugaskan kepada :

Nama : Ardy Rigita Cahyani
 NIM : 190101030777
 Semester : VIII (Delapan)
 Alamat : Jln. Balitan 4, Loktabat Utara, Banjarbaru
 Tugas : Melakukan Riset / Penelitian Ilmiah dalam rangka pengumpulan data untuk penyusunan Skripsi sarjana dengan Judul :

EXPLORING FORMAL AND INFORMAL PUBLIC SPEAKING TECHNIQUES BY ENGLISH INSTRUCTORS IN BANJARMASIN

Tempat Penelitian : EF: English First
 Lamanya Riset : 2 (Dua) Bulan
 Dari Tanggal : 24 Juli 2023
 Sampai Tanggal : 24 September 2023

Demikian surat Riset diberikan kepada ybs, agar pihak-pihak yang berkepentingan dapat memberikan bantuan seperlunya.

Banjarmasin, 24 Juli 2023

Wakil Dekan Bidang Akademik dan Kelembagaan,







(Handwritten Signature)
 Prof. Dr. Ahmad Mursidi, M. Ag.
 NIP 197808082005011006

Mahasiswa yang bersangkutan,

Ardya Rigita Cahyani
 190101030777

Thesis Consultation Notes

Ke-	Tanggal	Catatan Konsultasi	Tanda Tangan
1	5 Juni 2023	Perbaiki judul dan revisi bab 3	
2	27 Desember 2023	Revisi bab 2-4 dan penambahan theoretical review pada bab 2	
3	2 Februari 2024	Revisi bab 4 dan penulisan referensi	
4	14 Maret 2024	Revisi pada bab 4, perbaikan table 4.1, dan penulisan referensi.	
5			

CURRICULUM VITAE

I. Personal Detail

Name : Ardy Rigita Cahyani
SRN : 190101030777
Place, Date of Birth : Banjarbaru, January 27th 2001
Nationality : Indonesia
Gender : Female
Address : Jl. Balitan 4, No. 29
Phone Number : 087716821938
E-mail : ardya.sone@gmail.com

II. Formal Educational Background

2007 – 2013 : SDN 2 Mawar Banjarbaru
2013 – 2016 : SMPN 2 Banjarbaru
2016 – 2019 : SMKN 3 Banjarbaru
2019 – 2024 : UIN Antasari Banjarmasin

Banjarmasin, April 2nd, 2024

Ardy Rigita Cahyani