

APPENDICES

Appendix I Translation of Al-Qur'an

No	Name of the Surah	Indonesian	English
	وَعَلَّمْنَاهُ صَنْعَةَ لَبُوسٍ لَّكُمْ لِنُحْصِنَكُمْ مِنْ بَأْسِكُمْ فَهَلْ أَنْتُمْ شَاكِرُونَ	<p>“Kami mengajarkan pula kepada Daud cara membuat baju besi untukmu guna melindungimu dari serangan musuhmu (dalam peperangan). Maka, apakah kamu bersyukur (kepada Allah?)”.</p> <p>(81)</p>	<p>“And We taught Daud a shield for you, to keep you safe in battle, so are you not grateful?”?</p> <p>(81)</p>
	وَلَسَلِّمْنَ الرِّيحَ عَاصِفَةً تَجْرِي بِأَمْرِ إِلَى الْأَرْضِ الَّتِي بَرَكْنَا فِيهَا وَكُنَّا بِكُلِّ شَيْءٍ عَلَمِينَ	<p>(Kami menundukkan) pula untuk Sulaiman angin yang sangat kencang tiupannya yang berembus dengan perintahnya ke negeri yang kami beri berkah padanya. Kami Maha mengetahui segala sesuatu.</p> <p>(82)</p>	<p>And for Sulaiman, a strong wind blowing into th land we have blessed, and we know all things.</p> <p>(82)</p>

Appendix II Lesson Plan

RENCANA PELAKSANAAN PEMBELAJARAN (RPP) 1

Sekolah	:	SMP Hidayatullah
Mata pelajaran	:	BAHASA INGGRIS
Peneliti	:	Hasan
Kelas/Semester	:	VIII/ Genap
Materi Pokok	:	YouTube, Website
Alokasi Waktu	:	2 X 40 Menit (1 Pertemuan)

A. Dasar Pemikiran

This lesson is designed for eighth-grade students at Hidayatullah Martapura Junior High School to improve their vocabulary and enrich their vocabulary through YouTube material and as a brainstorming medium. The material taught in this meeting is about preposition of place and new vocabulary found in the video. The material is explained by the teacher and supported by the video. Students are expected to pay attention and take notes on the material that has been taught. With this, the hope is that students can improve and acquire new vocabulary.

<p><u>Tujuan</u></p> <p>Class VIII Grade of SMP Hidayatullah Martapura will be able to enhancing their vocabulary from video from YouTube as</p>	<p><u>Sasaran</u></p> <ul style="list-style-type: none"> Students enhancing their vocabulary (especially for vocabulary to refer to the location of an object)
---	--

brainstorming media and will be able to get new knowledge about preposition of place		<u>Element Bahasa</u> <ul style="list-style-type: none"> • Kosakata: identik dengan merujuk posisi (in, on, at, between, etc) • Preposition of place: untuk menunjukkan tempat (in, on, at, etc)
<u>Topik Materi</u> Discussing prepositions used to indicate the position or location of an object or person in space. The focus of the material is on the use of prepositions in a visual context to describe the position of an object.		

B. Metode Pembelajaran

Listen and repeat techniques

C. Media/alat dan Bahan

Gadgets (Laptop/Smartphone), whiteboards, markers, eraser, LCD

D. Sumber Belajar

https://youtu.be/oLTNt_BGaVI?si=8k7LC8O29soyFlog

<https://studyx.ai/questions/4lhz7nc/prepositions-of-place-in-front-of-behind-in-on-under-next-to-above-below-between-on-the>

E. Langkah-langkah Kegiatan Pembelajaran

PERTEMUAN KE – 1, Selasa, 3 Juni 2025

Langkah Pembelajaran	Deskripsi	Alokasi Waktu
----------------------	-----------	---------------

Kegiatan Pendahuluan	<ol style="list-style-type: none"> 1. Preparing the class (all the equipments needed) 2. Opening the class (saying salam, good morning, asking the students' condition, etc) 3. Praying (Starting the class by saying basmallah) 4. Checking students' presence (Mentioning their name one by one as a reflection of discipline behave) 5. Watching videos from YouTube as Brainstorming activities 	10'
Kegiatan Inti	<p>Langkah-Langkah:</p> <ul style="list-style-type: none"> • Explaining and giving the students the vocabulary selected from the videos <ul style="list-style-type: none"> ▪ (In, on, between, under, etc) • Explaining the preposition of place <ul style="list-style-type: none"> ▪ Elements of preposition of place 	60'
Kegiatan Penutup	<ol style="list-style-type: none"> 1. The teacher will ask students to memorize the vocabulary together (without seeing the Power Point) 2. Concluding the meeting 3. Giving a motivation 4. Closing the class 	10'

RENCANA PELAKSANAAN PEMBELAJARAN (RPP) 2

Sekolah : SMP Hidayatullah
 Mata pelajaran : BAHASA INGGRIS
 Peneliti : Hasan
 Kelas/Semester : VIII/ Genap
 Materi Pokok : YouTube, Website
 Alokasi Waktu : 2 X 40 Menit (1 Pertemuan)

A. Dasar Pemikiran

This lesson is designed for eighth-grade students at Hidayatullah Martapura Junior High School to improve their vocabulary and enrich their vocabulary through YouTube material and as a brainstorming medium. The material taught in this meeting is about verb-ing and new vocabulary found in the video. The material is explained by the teacher and supported by the video. Students are expected to pay attention and take notes on the material that has been taught. With this, the hope is that students can improve and acquire new vocabulary.

<p><u>Tujuan</u></p> <p>Class VIII Grade of SMP Hidayatullah Martapura will be able to enhancing their vocabulary from video from YouTube as brainstorming media and will be able to get new knowledge about Present Continuous Tense</p>		<p><u>Sasaran</u></p> <ul style="list-style-type: none"> • Students enhancing their vocabulary (run, play, read) • Students recognize various activities in the form of verb-ing (running, playing, reading) <p><u>Element Bahasa</u></p> <ul style="list-style-type: none"> • Kosakata: identik dengan kegiatan/hobi yang sedang berlangsung (listen, sing, play, etc) • Verb -ing: untuk menunjukkan sebuah ciri dari Present Continuous Tense (Playing, Drawing, Riding, etc)
<p><u>Topik Materi</u></p> <p>Discuss the use of the verb -ing which is used to describe an ongoing activity / activity (Present Continuous Tense).</p>		

B. Metode Pembelajaran

Listen and repeat techniques

C. Media/alat dan Bahan

Gadgets (Laptop/Smartphone), whiteboards, markers, eraser, LCD

D. Sumber Belajar

https://youtu.be/N1o4oOXLOZc?si=I1_FPP_9xykVX4nA

<https://www.ruangguru.com/blog/rumus-dan-contoh-kalimat-present-continuous-tense>

E. Langkah-langkah Kegiatan Pembelajaran

PERTEMUAN KE – 1, Rabu, 4 Juni 2025

Langkah Pembelajaran	Deskripsi	Alokasi Waktu
Kegiatan Pendahuluan	<ol style="list-style-type: none"> 1. Preparing the class (all the equipments needed) 2. Opening the class (saying salam, good morning, asking the students' condition, etc) 3. Praying (Starting the class by saying basmallah) 4. Checking students' presence (Mentioning their neame one by one as a reflection of discipline behave) 5. Watching videos from YouTube as Brainstorming activies 	10'
Kegiatan Inti	<p>Langkah-Langkah:</p> <ul style="list-style-type: none"> • Explaining and giving the students the vocabulary selected from the videos <ul style="list-style-type: none"> ▪ (Play, read, sing, ride, etc) • Explaining the preposition of place <ul style="list-style-type: none"> ▪ Verb -ing (Playing, singing, riding, etc) 	60'
Kegiatan Penutup	<ol style="list-style-type: none"> 1. The teacher will ask students to memorize the vocabulary together (without seeing the Power Point) 2. Concluding the meeting 3. Giving a motivation 4. Closing the class 	10'

RENCANA PELAKSANAAN PEMBELAJARAN (RPP) 3

Sekolah	:	SMP Hidayatullah
Mata pelajaran	:	BAHASA INGGRIS
Peneliti	:	Hasan
Kelas/Semester	:	VIII/ Genap
Materi Pokok	:	YouTube, Website
Alokasi Waktu	:	1 X 40 Menit (1 Pertemuan)

A. Dasar Pemikiran

This lesson is designed for eighth-grade students at Hidayatullah Martapura Junior High School to improve their vocabulary and enrich their vocabulary through YouTube material and as a brainstorming medium. The material taught in this meeting is about Describing that use adjectives and new vocabulary found in the video. The material is explained by the teacher and supported by the video. Students are expected to pay attention and take notes on the material that has been taught. With this, the hope is that students can improve and acquire new vocabulary.

<p><u>Tujuan</u></p> <p>Class VIII Grade of SMP Hidayatullah Martapura will be able to enhancing their vocabulary from video from YouTube as</p>		<p><u>Sasaran</u></p> <ul style="list-style-type: none"> • Students enhancing their vocabulary (run, play, read) • Students A description of a person's appearance and personality,
---	--	--

brainstorming media and will be able to get new knowledge about how to describing people		including: vocabulary enrichment is needed. <u>Element Bahasa</u> <ul style="list-style-type: none"> • Kosakata: identik dengan merujuk Appearance, Personality (tall, short, beard, kind, etc) • Adjective dan noun (appereance)
<u>Topik Materi</u> Discussing A description of a person's appearance and personality, including: - Face: face shape, eyes, nose, mouth - Hair: color and characteristics (curly, straight) - Body: tall, fat, slim - Additional attributes: glasses, beard, mustache		

B. Metode Pembelajaran

Listen and repeat techniques

C. Media/alat dan Bahan

Gadgets (Laptop/Smartphone), whiteboards, markers, eraser, LCD

D. Sumber Belajar

<https://youtu.be/dgqFsUAuP24?si=7MUzLKRMS6kNNZmb>

E. Langkah-langkah Kegiatan Pembelajaran

PERTEMUAN KE – 3, Kamis, 5 Juni 2025

Langkah Pembelajaran	Deskripsi	Alokasi Waktu
----------------------	-----------	---------------

Kegiatan Pendahuluan	<ol style="list-style-type: none"> 1. Preparing the class (all the equipments needed) 2. Opening the class (saying salam, good morning, asking the students' condition, etc) 3. Praying (Starting the class by saying basmallah) 4. Checking students' presence (Mentioning their name one by one as a reflection of discipline behavior) 5. Watching videos from YouTube as Brainstorming activities 	10'
Kegiatan Inti	<p>Langkah-Langkah:</p> <ul style="list-style-type: none"> • Explaining and giving the students the vocabulary selected from the videos <ul style="list-style-type: none"> ▪ (tall, short, slim, serious, cheerful, patient, etc) • Explaining the preposition of place <ul style="list-style-type: none"> ▪ Elements of Grammatical Structures: ▪ <i>He is + adjective</i> (physical/personality): "He is tall." ▪ <i>She has + noun (appearance feature)</i>: "She has curly hair." 	60'
Kegiatan Penutup	<ol style="list-style-type: none"> 1. The teacher will ask students to memorize the vocabulary together (without seeing the Power Point) 2. Concluding the meeting 3. Giving a motivation 4. Closing the class 	10'

Researcher



Hasan
NIM.
210101030881

Appendix III Power Points Material

Treatment Meeting 1

CLASS VIII MEETING 1
LEARN VOCABULARY
Oleh :
HASAN

1.What is the man looking for?
2.Does he find it?
3.Where is it?

Structure Preposition of place
Preposition + noun

materials

Translate to Indonesia

IN : Di dalam (tidak tertutup)
On : Di Atas (menempel pada sesuatu)
At : Di (spesifik)
Above Di atas (tidak menempel)
Behind : Di belakang
Under : Di bawah (menempel)

Near : Di dekat
Beside/Next to : Disamping
On the right : Di sebelah kanan
On the left : Di sebelah kiri
Below : Di bawah (tidak menempel pada sesuatu)
In front of : Di depan
Between : Di antara

Structure Preposition of place
Preposition + noun

materials

Thank You

Treatment Meeting 2

04:59

Structure Present Continuous Tense

R U M U S

Present Continuous Tense

Subject + be (am/is/are) + verb-ing + complement

Subject	Be	Verb-ing	Complement
I	am	playing	football
You	are	playing	football
He	is	playing	football
She	is	singing	a K-Pop song

Example

I am playing football with my friends
Aku bermain bola bersama teman-teman ku

She likes singing a K-Pop song
Dia suka menyanyi lagu K-Pop

04:59

Thank You

CLASS VIII MEETING 2

LEARN VOCABULARY

Oleh :
HASAN

Look At This Video!

Hobbies and Interests- What do you like doing? - Kids English Songs

Hobbies and Interests



1. What is the woman's hobby?
2. Do you have a hobby?
3. Would you like to sing, cooking, and playing?

Function of Present Continuous Tense

To describes an action that is happening now, during this period of time, or a temporary situation. or it is can explain:

- Actions happening now
- Temporary actions or situations
- Future arrangement
- Changes in progress

Treatment Meeting 3


Definition of Describing People

Describing people is a text that explains someone's character. Usually, describing people sentences use adjectives. This character can include physical and non-physical.

Structure Describing People

Urutan umum:

- Name / Identity
 - "This is my friend, Sarah."
- Physical Appearance (penampilan fisik)
 - height (tall/short), build (slim/fat), hair (long, curly), eye color
 - "She is tall and has long black hair."
- Clothing (pakaian saat ini)
 - "She is wearing a red dress and glasses."
- Personality Traits (sifat)
 - "She is kind and friendly."
- Profession or Role (jika relevan)
 - "She is a student."

Example

This is my best friend. His name is Arif.
 He is 14 years old and he studies in the same class as me.
 Arif is tall and slim. He has short black hair and brown eyes. His skin is light brown.
 He usually wears a school uniform, but on weekends, he wears a T-shirt and jeans.
 Arif is very friendly and helpful. He always helps others and likes to tell jokes. He is also smart and hardworking.
 In his free time, he likes to play football and read books. I enjoy being his friend because he is kind and fun to be around.

Definition of Describing People

1. Name & Identity → "His name is Arif."
2. Physical Appearance → "He is tall and slim. He has short black hair..."
3. Clothing → "He wears a school uniform..."
4. Personality Traits → "He is friendly and helpful..."
5. Hobbies / Interests → "He likes to play football and read books..."

Appendix IV Test Questions

Pre-Test

SOAL PRE-TEST

NAMA : Isyana KELAS : 9

A. Choose the correct answer

1. I like reading book in the ... ? a. Library b. Kitchen c. Toilet d. Mail	6. Maya ... her bike right now a. Drove b. Drive c. Driving d. Has drive
2. I like drawing with ... ? a. Eraser b. Glue c. Ruler d. Crayon	7. She likes ... her room a. Clean b. Cleans c. Cleaning d. Clean
3. I like ... in the mountains a. Cucking b. Playing c. Hiking d. Watching	8. I am interested ... learning new languages. a. In b. For c. At d. On
4. The clock is ... the wall. a. Under b. In c. At d. On	9. I have ... a. Roundel-brown-eyes b. Brown-eyes roundel c. Brown-rouned-eyes d. Eyes rounded-brown
5. The dog is sitting ... two chairs. a. At b. Behind c. Between d. Under	10. Saya memiliki rambut hitam yang lebat a. I have short black hair b. I have thick brown hair c. I have thick black hair d. I have long curly hair

B. Arrange these sentences correctly

1. is / The / in / the / on / wall / picture / she / in the picture she is on the wall
2. enjoy / I / reading / books / in / this / my / time / after my time lesson / Reading in books
3. right / blue / the / am / I / for / now / looking / I - shirt / I am now for / looking I - shirt for the shirt
4. wears - glasses - she - and - has - curly - hair / she has super glasses and curly hair

C. Complete the sentence with missing letters

Brown | Thin | Long | Hair | Years | Fun

He is Bayu, he is 17 years old, his hair is curly, his eye color is brown he has lean skin and he has a thin body, he is wearing a fun sleeve shirt.

Post Test (Control)

SOAL POST-TEST (Control)

NAMA : Isyana KELAS : 9

A. Choose the correct answer

1. "She is teaching students". What does the woman do? a) She is a nurse b) She is a student c) She is a teacher d) She is an engineer	6. "She is wearing glasses and has curly hair". What does this describe? a) Her job b) Her personality c) Her age d) Her appearance
2. "The man help people sick". Where does the man work? a) In a bank b) In a hospital c) In a school d) In a restaurant	7. Which preposition describes something located under another object? a) On b) In c) Above d) Under
3. "She is making a food that always tasty". What is the woman's job? a) Chef b) Doctor c) Waiter d) Police officer	8. Which preposition indicates something located between two objects? a) In front of b) Behind c) Between d) Next to
4. What word describes someone who always smiles and helps others? a) Lazy b) Friendly c) Angry d) Boring	9. "If the book is placed on the table", which preposition is correct? a) In b) On c) Under d) Behind

5. Which of the following is a personality trait?
a) Smart
b) Tall
c) Brown eyes
d) Blonde hair

10. If the cat is sitting beside the sofa, which preposition is appropriate?
a) Behind
b) Under
c) Inside
d) Next to

B. Arrange these sentences correctly

1. job / your / is / What / ? what is your job
2. book / The / is / on / table / the / Am / must / be / on the book
3. I / in / school / a / work / I work in a school
4. is / kind / very / brother / My / my brother is very kind

C. Complete the sentence with missing letters

Beside | Riding | Long | Playing | Next | Student

My name is Nina, I have long wavy hair, with small rounded eyes. I'm a student. In my free time, I like riding after school and playing with my bicycle. If I hungry, in my house there's a restaurant next to the restaurant, there's my school.

Post-Test (Treatment)

82

SOAL POST-TEST (Treatment)

NAMA : Adikya KELAS : 8

A. Choose the correct answer

1. "She is teaching students". What does the woman do? a) She is a nurse b) She is a student c) She is a teacher d) She is an engineer	6. "She is wearing glasses and has curly hair." What does this describe? a) Her job b) Her personality c) Her age d) Her appearance
2. The man help people sick. Where does the man work? a) In a bank b) In a hospital c) In a school d) In a restaurant	7. Which preposition describes something located under another object? a) On b) In c) Above d) Under
3. "She is making a food that always tasty". What is the woman's job? a) Chef b) Doctor c) Waitres d) Police officer	8. Which preposition indicates something located between two objects? a) In front of b) Behind c) Between d) Next to
4. What word describes someone who always smiles and helps others? a) Lazy b) Friendly c) Angry d) Boring	9. "If the book is placed on the table", which preposition is correct? a) In b) On c) Under d) Behind

5. Which of the following is a personality trait?
a) Smart
b) Tall
c) Brown eyes
d) Blonde hair

10. If the cat is sitting beside the sofa, which preposition is appropriate?
a) Behind
b) Under
c) Inside
d) Next to

B. Arrange these sentences correctly

1. job / your / in / What / ? What your is job ✓

2. book / The / is / on / table / the The book is on the table ✓

3. I / in / school / a / work I work in a school ✓

4. is / kind / very / brother / My My brother is very kind ✓

C. Complete the sentence with missing letters

Beside | Riding | Long | Playing | Next | Student

My name is Nina, I have long wavy hair, with small rounded eyes. I'm a Student. In my free time, I like Playing guitar after school and Riding with my bicycle, if I hungry, Next to my house there's a restaurant, Beside to the restaurant, there's my school.

Appendix V Photographs

Pre-Test



Treatment



Post-Test



Appendix VI Question Sheet Validation Letter

LEMBAR VALIDASI INSTRUMEN PENELITIAN

Judul Penelitian : YouTube Videos As Brainstorming Media In Teaching And Learning English

Nama Peneliti : Hasan

Program Studi : Tadris Bahasa Inggris

Institusi : Universitas Islam Negeri (UIN) Antasari Banjarmasin

Instrumen yang divalidasi:

- 10 soal pilihan ganda
- 4 soal susun kalimat
- 6 soal isi kata yang kosong pada teks

Berikut adalah hasil validasi dari guru/ahli sebagai validator:


Aspek yang Dinilai	Komentar / Catatan	Kelayakan (Layak / Perlu Revisi)
Kesesuaian soal dengan tujuan penelitian		
Kejelasan indikator dalam setiap soal		
Penggunaan bahasa yang sesuai dengan level siswa		
Kesesuaian bentuk soal dengan materi vocabulary		
Kejelasan instruksi pengerjaan soal		

Validator menyatakan bahwa instrumen ini:


☐ Layak digunakan tanpa revisi

☐ Layak digunakan dengan revisi

☐ Tidak layak digunakan

Martapura, Mei 2025
Validator,

(.....)
NIP:

Appendix VII Research License



KEMENTERIAN AGAMA REPUBLIK INDONESIA
UNIVERSITAS ISLAM NEGERI ANTASARI BANJARMASIN
FAKULTAS TARBIYAH DAN KEGURUAN
 Jalan Jenderal Ahmad Yani Km. 4.5 Banjarmasin 70235
 Telepon : (0511) 3265426 - (0511) 6783136
 E-mail : rk@uin-antasari.ac.id Website : rk.uin-antasari.ac.id

Nomor : B- 0806 /Un.14/III.1/PP.00.9/05/2025 27 Mei 2025
 Sifat : Penting
 Lampiran : 1 (Satu) Berkas
 Hal : Mohon Izin Riset

Yth. Kepala SMP Hidayatullah Martapura
 Kabupaten Banjar


Assalamu'alaikum Wr.Wb

Sehubungan rencana penelitian yang akan dilaksanakan oleh mahasiswa (i) dalam rangka penyusunan skripsi, maka dengan ini kami mohon izin serta bantuan Bapak/Ibu agar kiranya berkenan memberikan informasi/data yang diperlukan oleh :

Nama : Hasan
 NIM : 210101030881
 Program Studi : Tadris Bahasa Inggris
 Fakultas : Tarbiyah dan Keguruan
 Alamat : Jl. Mesjid NO. 21 RT. 01 RW. 01 Pasayangan
 No HP : 085349718708




Kami sampaikan pula sebagai Satker berpredikat Zona Integritas Wilayah Bebas dari Korupsi (ZI-WBK) menuju Zona Integritas Wilayah Birokrasi Bersih Melayani (ZI-WBBM) UIN Antasari Banjarmasin berkomitmen terus menjaga integritas serta terus meningkatkan Kualitas kinerja dan Pelayanan.

Demikian surat keterangan ini kami sampaikan, atas perhatian dan perkenan Bapak/Ibu serta kerjasamanya yang baik kami ucapkan terimakasih.
 Wassalamu'alaikum Wr.Wb

Banjarmasin, 27 Mei 2025
 Wakil Dekan Bidang Akademik dan Kelembagaan,

 Prof. Dr. Ahmad Mursidi, M.Ag.
 NIP 197808082005011006

Tembusan :
 Dekan Fakultas Tarbiyah dan Keguruan









Appendix VIII Research Completion Letter

	<p>PEMERINTAH KABUPATEN BANJAR DINAS PENDIDIKAN SEKOLAH MENENGAH PERTAMA HIDAYATULLAH NPSN : 70039789 Alamat: Jl. Irigasi Teluk Sanggar, Komplek Taman Hudaya No.01 Desa Bincau Kec. Martapura KAB. BANJAR KALIMANTAN SELATAN</p>	
<p><u>SURAT KETERANGAN</u> NOMOR : 400.3.5.3/162/ SMPHid/2025</p>		
<p>Yang bertanda tangan di bawah ini :</p> <p>Nama : Siti Khairiyah, S.Ag Jabatan : Kepala Sekolah Unit Kerja : SMP Hidayatullah</p>		
<p>Menerangkan dengan sesungguhnya bahwa :</p> <p>Nama : Hasan NIM : 210101030881 Perguruan Tinggi : UIN Antasari Banjarmasin Jurusan : Tadris Bahasa Inggris</p>		
<p>Telah melaksanakan penelitian di SMP Hidayatullah Martapura mulai 27 April sampai dengan 10 Juni. Untuk memperoleh data guna penyusunan Tugas Akhir Skripsi dengan judul. <u>YouTube Videos As Brainstorming Media In Teaching And Learning English</u></p>		
<p>Demikian surat tugas ini kami buat untuk dapat dipergunakan sebagaimana mestinya dengan penuh tanggung jawab dan dapat disimplementasikan ke sekolah.</p>		
<p>Martapura, 17 Juni 2025</p> <p>Kepala SMP Hidayatullah,</p> <p></p> <p>Siti Khairiyah, S.Ag NIP. -</p>		

Appendix IX Consultation Schedules and Notes

CONSULTATION NOTES

Name of Advisor: Dr. Hj. Raida Asfihana, M.Pd

No.	Day/Date	Notes	Signature
1.	Wednesday, 12 June 2024	Citation Writing Increase GAP Add Level of Vocabulary Tests must go through validity and reliability tests Change into thesis format	
2.	Friday, 16 May 2025	Find the location for research Fix the instrument Create the research license	
3.	Friday, 23 May 2025	Test validation with school teacher verification	
4.	Sunday, 24 May 2025	Research Approval	
5.	Tuesday, 27 May 2025	Research treatment for 5 days (including pre-test and post-test)	
6.	Wednesday, 28 May 2025	Use Quasi-Experimental research	
7.	Thursday, 29 May 2025	Treatment class and Control class are separated into 2 different classes	
8.	Monday, 16 June 2025	Improve citation writing Improve writing structure	

CURRICULUM VITAE

1. Full Name : Hasan
2. SRN : 210101030881
3. Place and Date of Birth : Martapura, 27th March 2003
4. Nationality : Indonesia
5. Address : Jl. Mesjid No. 21 RT. 01 RW. 01 Kel.
Pasayangan Kec. Martapura Kab.
Banjar
6. Phone Number : 085349718708
7. Email : hasanhalabi795@gmail.com
8. Organization/Work experience :
 - a. ESA Antasari (2021-2024)
 - b. Teaching English at SMP Muhammadiyah 1 Banjarbaru (2022-2024)
 - c. Vice secretary BPK Pasayangan Martapura (2022-2025)
 - d. Operator SMP Hidayatullah Martapura (2025-now)
9. Academic Achievement :

Banjarmasin, 17th June 2025



Hasan