

## CHAPTER IV

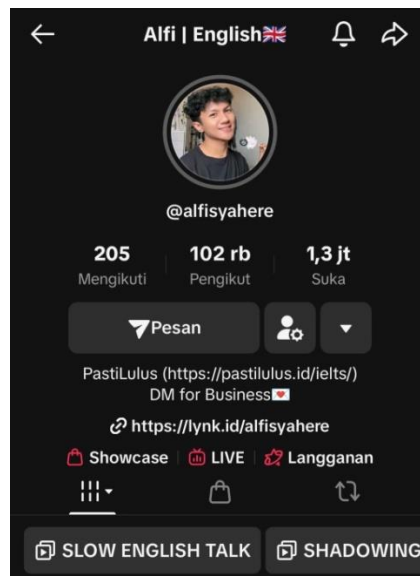
### FINDINGS AND DISCUSSION

In this chapter, the researcher will present the Findings and Discussion of the research result. Based on the research objectives, this study aims to collect and analyze various TikTok accounts as digital resource for learning English pronunciation.

#### A. Findings

##### 1. The TikTok Accounts for Learning English Pronunciation

###### a. Alfi | English (@alfisyahere)



*Figure 4.1 Alfi English TikTok Account*

Alfi | English is an TikTok account that created by Alfi Syahri. He is a student of English Literature Department in Yogyakarta State University. His first English video was uploaded on April 15<sup>th</sup>, 2024 about cafe recommendation. Before regularly uploading videos about English, he initially made videos about his

daily activities and mini vlog. The reason he started uploading English video is because he wants to train his speaking skills in the front of camera. All his Tiktok videos that has been uploaded are 313 videos. He has 101,7K (thousand) followers and 1,2M (million) likes on his account. He has 23 playlists for practice or learning English, namely: Slow English Talk, Shadowing, #30DaysSpeakingChallenge, Ramadhan: 30 Days English, Reading Time, Bahas TOEFL, Reading Practice, All About English, English Songs, English Vlog, Study W Me, Carousel, Grammar, Yapping, Slang, Reading, Phrases, Pronunciation, Phrasal Verb, Idioms, Speaking Practice, Tips and Tricks, and Recommendation.

In the Pronunciation playlist section, there are 27 videos. The second video in the pronunciation list is the most popular video. It is 2 minutes and 33 second long and has 263,5K views, 61,4K likes, 84 comments, 14,4K saved, and 1.323 times shared. His video caption is “5 kata yang sering salah diucapkan oleh pelajar bahasa inggris part 1” and the hashtags are #belajarbahasainggris, #fyp, #toefl, #learningenglish, #speakingenglish, #pronunciation, #tipsbahasainggris, #englishpractice, #bahasainggris, #belajartoeftl, #speakingpractice, #foryoupage. The video was about 5 words that English learners often mispronounce and was uploaded on July 15<sup>th</sup>, 2024. Here are the explanations of the video:

- 6) The first word is VEGETABLE. Alfi explained that his friends always pronounce this word as VE-GE-TA-BLE, even though it only consists of 3 syllables. The correct way to pronounce it is VEG-TA-BLE not VE-GE-TA-BLE.
- 7) The second word is TEMPERATURE. Alfi stated that almost native speakers pronounce this word as TEM-PRUH-CHUR not TEMP-ER-UH-TURE.
- 8) The third word is LISTENING. When he saw this word, he thought the correct pronunciation was LISTENING. Actually, it only consists of 2 syllables. It is LIS-NING not LIS-TEN-ING and the letter T in this word is silent T. Which means we don't need to sound out the T.
- 9) The fourth word is COMFORTABLE. It looks like 4 syllables, but it turns out COMFORTABLE is simplified into 3 syllables. It is COMF-DER-BEL not COM-FOR-TA-BLE.
- 10) The last word is ACTUALLY. It is not EK-TU-AL-LY, but EK-SHUL-LY.



*Figure 4.2 Alfi English Popular Pronunciation Video*

In the last video, Alfi gives a little reminder that these pronunciations are not absolute and a lot of native speakers have a bunch of another pronunciation of these previous mentioned words. But, these pronunciations are the most common one and he wants the viewers to follow it.

The following is a conclusion from alfi's video that was processed by the researcher into a table containing words, phonetic symbol, meaning, and the explanation in the video:

*Table 1: The conclusion of Alfi English pronunciation video*

Word	Phonetic Symbol	Meaning	Explanation
VEGETABLE	/ˈvedʒ.tə.bəl/	Sayuran	VEG-TA-BLE (3 syllables)

Word	Phonetic Symbol	Meaning	Explanation
TEMPERATURE	/ˈtem.pə.ə.tʃə/	Suhu	TEM-PRUH-CHUR (3 syllables)
LISTENING	/ˈlɪs.ən.ɪŋ/	Mendengarkan	LIS-NING (2 syllables, silent T)
COMFORTABLE	/ˈkʌm.fə.tə.bəl/	Nyaman	COMF-DER-BEL (3 syllables)
ACTUALLY	/ˈæk.tʃu.ə.li/	Sebenarnya	EK-SHUL-LY (3 syllables)

b. Mr. Deedee (@mr.deedeeeee)

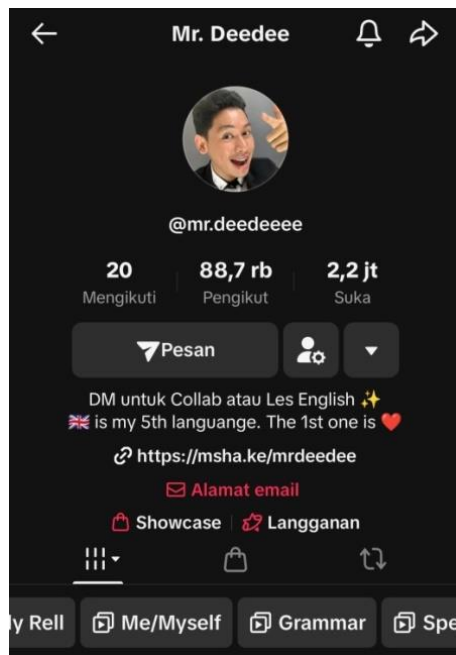


Figure 4.3 Mr. Deedee TikTok Account

Mr. Deedee's TikTok account has 176 videos, 9 playlists, 88,7K followers, and 2,2M likes. The first video on this account was uploaded on December 12, 2024. It was about giving

motivation and English tips to the viewers. His playlists video are Words, My Only Rell, Me/Myself, Grammar, Speaking Practice, English Quiz, Pronunciation, Most Mispronounced Words, and English Tips.

There are 2 playlists containing English pronunciation, namely Pronunciation and Most Mispronounced Words lists:

- 1) There are 24 parts of video in Pronunciation playlist and the most popular video is part 14. It was uploaded on March 21<sup>st</sup>, 2025 and has 1,4M views, 111,4K likes, 518 comments, 11K saved, 1.137 times shared with 52 seconds video duration. His hashtags are #english, #belajarbahasainggris, #learnenglishonline, #belajarbareng, #mrdeedee, #pronunciation, #belajaronline, #belajarditiktok, #language, #learnenglish, #speakingenglish, #englishtips, #bahasainggris and the caption is “Ada yang pernah sebut?”. In this video, Mr. Deedee answered the questions from his followers in pronunciation Q&A section. The questions and the answers of the video are:

- a) *Daybyday Learn* account asked if her teacher had pronounced GORGEOUS as JORJES, but she heard Tylor Swift had said GORJES. Then, who is right? Mr. Deedee replied jokingly suggesting to the questioner to tell her

teacher to open JOOJLE. Therefore, the correct pronunciation is GORJES with the G letter.

- b) *Geminieq* question is how to pronounce LEGGIN. Mr. Deedee answered to pronounce two objects or a pair of things such as trousers and scissors, it must pronounce as plural. Then, the answer is LEGGINGS with s in the last word.
- c) The third question from *Viozra* is how to pronounce LONGER, it is LONGGER or LONGER? The correct pronunciation is LONGGER.
- d) The fourth question is how to pronounce CAPCUT by *Novita Sun Aryo* and the answer is KEPKAT.



Figure 4.4 Mr. Deedee Popular Pronunciation Video

- e) The fifth question was asked by *joderen0* about how to pronounce CUCUMBER and QUEUE. The answer is KYUKAMBAR and Q without UEUE.

A table below is the conclusion of the explanation in the video:

*Table 2: The conclusion of Mr. Deedee pronunciation video*

Word	Phonetic Symbol	Meaning	Explanation
GORGEIOUS	/ˈɡɔːr.dʒəs/	Sangat Indah	Gorjes (using G letter)
LEGGING	/ˈleg.ɪŋz/	Celana Ketat	Leggings (plural)
LONGER	/ˈlɒŋɡər/	Lebih Lama	Longger (G letter)
CAPCUT	/kæpkʌt/	Video Editing App	Kepkat
CUCUMBER	/ˈkjuː.kʌm.bər/	Timun	Kyukambar
QUEUE	/kjuː/	Antre	Q (without UEUE)

- 2) There are 8 parts in Most Mispronounced Words playlist. The most viewed video is the second part video which is about 5 words that the most mispronounced in Indonesian part III. It was uploaded on December 16<sup>th</sup>, 2024. It has 4 minutes and 25 seconds duration with 912,7K views, 92,5K likes, 870 comments, 13,5K saved video, and 2.245 times video shared. The caption is “Plis jangan salfo sama lipglos cap gorengan. Btw mana yang sering kalian ucapin?” with the hashtags



#belajarbahasainggris, #learningenglish, #LearnOnTikTok, #knowledge, #belajarbareng.

a) The first word is LOGIN. Here is the example sentence in

Bahasa:

*“Lu LOGIN (lojin) dulu ke akun lu. Lu udah LOGIN (lojin) belum?”*

Mr. Deedee explained that as a good Indonesian citizen, he realized and understood why this mispronunciation could occur. It is because Indonesian people are taught the alphabet A, B, C, D, E, F, G (ji). This is what makes it reasonable for Indonesians to pronounce LOGIN as LOJIN. Why it is still pronounced as LOGIN? Why it is inconsistent? Because if it is consistent, it is not English. The correct pronunciation is LOGIN. It is G (ji) in the alphabet, but it is still pronounced as G for LOGIN word.

b) The second word is FINGER. The example in Bahasa:

*“Itu FINGERPRINT (finjerprint) nya error tuh, cek dulu!”*

It pronounced as FINGGER, not FINJER. Why does this happen? Because, English is not a phonetic language. Therefore, different writing, different pronunciation, different meaning.

c) The third word is EYE. The example:

*“Look at your EYE (ei), so preety!”*



*Figure 4.5 Mr. Deedee Popular Mispronounced Video*

EYE in English has the same pronunciation as word I. Therefore, the word and the spelling are different, but the pronunciation is same. It is called homophone in English. In conclusion, EYE and I have the same pronunciation as AI.

d) The fourth word is HOAX. Here is the example:

*“Itu teh HOAX, jangan percaya!”*

The spelling is H, O, A, X. Generally, Indonesian people pronounced it as HOAX or HOAK. However, the correct pronunciation is HOUX using U. But the good news is, there is a bit of consistency here. Because, O and A are very often in English words that have only one

syllable. Such as LOAN, MOAN, TOAST, FLOAT, THROAT, FOAM, GOAL are pronounced as OU. Therefore, the way to pronounce it is HOUX not HOAK.

e) The last word is THANKS BEFORE. Example:

*“THANKS BEFORE, sir! Terima kasih sebelumnya!”*

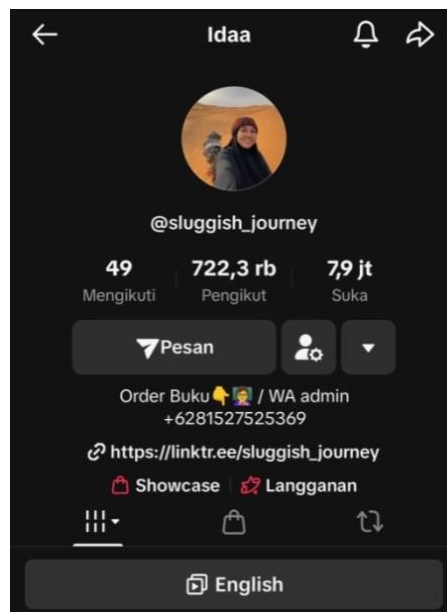
But, Do you know how is the point of view of the native speakers when Indonesians say it? It would mean Terimakasih sebelum. In consequence, Terimakasih sebelumnya is not THANKS BEFORE. It is THANKS IN ADVANCE or THANK YOU IN ADVANCE, which is more formal.

At the end of the video, Mr. Deedee instructs the viewers to memorize and make sentences with the words, so they can communicate in English more fluently.

*Table 3: The conclusion of Mr. Deedee mispronounced video*

Word	Phonetic Symbol	Meaning	Explanation
LOGIN	/ˈlɑːg.ɪn/	Masuk	Login (G letter)
FINGER	/ˈfɪŋ.gə/	Jari	Fingger (G letter)
EYE	/aɪ/	Mata	Ai (Homophone of I)
HOAX	/hoox/	Cerita Bohong	Houx (using U letter)
THANKS BEFORE	/θæŋks/ /brˈfɔːr/	Terimakasih Sebelumnya	Thanks in Advance (a phrase)

c. Idaa (@sluggish\_journey)



*Figure 4.6 Idaa TikTok Account*

This account was created by an Indonesian young woman Kasmidar. She is a content creator that has her own English page on Facebook (Kasmidar – Tc Idaa) for teaching English and has her own book for learning English. She has 755 videos, 722,3K followers, and 7,9M likes on her TikTok account. Her first video was about lipsync English tongue twister, which has been uploaded on May 20, 2022.

All her TikTok videos are about herself, daily activities, vlog, grammar, vocabularies, pronunciation, speaking, tips, syllables, tongue twister, idioms, quiz, English conversation, translation, reading, and others content video related to English learning with only consist an English playlist with 14 parts of video. The researcher obtained 18 videos about pronunciation on Idaa's

TikTok account. The most viewed video was uploaded on April 01<sup>st</sup>, 2023 and has 55 seconds long video, 57,1K likes, 331 comments, 15,6K saved, 2.377 times shared with 1,3M views. The caption on the video is “Silent H” and the hashtag is #fyp.



*Figure 4.7 Idaa Popular Pronunciation Video*

In this video, Idaa explained to the viewers not to read the letter H. It is omitted and can not be read because of silent H, and the words are:

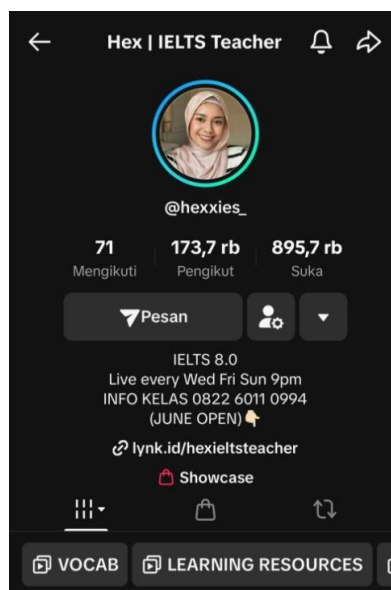
- 1) The first word is HOUR. It is pronounced as OUR.
- 2) The second word is HONEST and the correct pronunciation is ANEST.
- 3) The third word is HEIR. We can pronounce it as EIR.
- 4) The fourth word is HONOR that pronounced as ANER.
- 5) The fifth word is GHOST. It is not GHOST, but GOST.

- 6) The sixth word is STOMACH. This word pronounced as STOMAK, not STOMAKH.
- 7) CHOIR is the seventh word that pronounced as KWAIR.
- 8) The next word is SCHEME that pronounced as SKIM, not SKHIM.
- 9) SCHOOL word is pronounced as SKUL, not SKHUL.
- 10) The last word is TECH. The correct pronunciation is TEK, not TEKH.

*Table 4: The conclusion of Idaa pronunciation video*

Word	Phonetic Symbol	Meaning	Explanation
HOUR	/aʊr/	Jam	<b>H</b> OUR
HONEST	/'ɑ:.nist/	Jujur	<b>H</b> ONEST
HEIR	/er/	Ahli waris	<b>H</b> EIR
HONOR	/'ɑ:.nə/	Menghormati	<b>H</b> ONOR
GHOST	/goʊst/	Hantu	<b>G</b> HOST
STOMACH	/'stʌm.ək/	Perut	STOMACH <b>H</b>
CHOIR	/'kwaɪ.ə/	Paduan suara	<b>C</b> HOIR
SCHEME	/ski:m/	Skema	SC <b>H</b> EME
SCHOOL	/sku:l/	Sekolah	SCH <b>O</b> OL
TECH	/tek/	Teknologi	TE <b>C</b> H

d. Hex | IELTS Teacher (@hexxies)



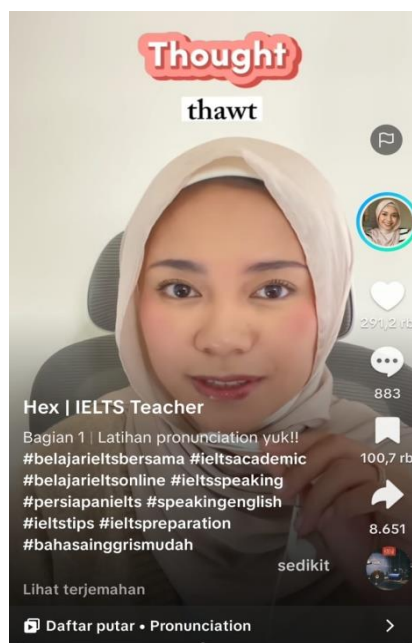
*Figure 4.8 Hex IELTS Teacher TikTok Account*

Hex is an IELTS teacher that has 269 videos, 173,7K followers, 895,7K likes on her TikTok account. Her first video was uploaded on January 16<sup>th</sup>, 2022 about book ASMR. She has 5 playlists such as Vocab, Learning Resources, Idioms, IELTS, and Pronunciation.

There are 8 parts of video on Pronunciation playlist and the popular one is the first video on the list. The video was uploaded on April 17<sup>th</sup>, 2024 and has 53 seconds duration, 3,8M views, 291,2K likes, 883 comments, 100,7K saved, 8.651 times shared. The video caption is “Latihan pronunciation yuk!!” and the hashtags are #belajarieltsbersama, #ieltsacademic, #belajarieltsonline, #ielts speaking, #persiapanielts, #speakingenglish, #ieltstips, #ieltspreparation, #bahasainggris mudah.

In this video, Hex invites her followers to practice English pronunciation together. First, she gives English words and asks the audience to guess how to pronounce it. Furthermore, she gives an example of how to pronounce it correctly. The words are:

- 1) The first is TOUGH. The GH of this word is change to be F letter. Then, it is pronounced as TAF.
- 2) The second is THOUGH. This word is pronounced as DOUW.
- 3) The third is THOUGHT. The correct pronunciation is THAWT.



*Figure 4.9 Hex IELTS Teacher Popular Pronunciation Video*

- 4) The fourth is THROUGH. The pronunciation of this word is THRU.
- 5) The next is THOROUGH. This word can pronounced as THOROW.
- 6) The last is THROUGHOUT. THRU-AUT is the correct pronunciation of this word.



Based on the words above, the researcher concluded that these words from number 2 to number 6 are included as the silent letter of GH.

*Table 5: The conclusion of Hex IELTS Teacher pronunciation video*

Word	Phonetic Symbol	Meaning	Explanation
TOUGH	/tʌf/	Keras	Taf
THOUGH	/ðoʊ/	Meskipun	Douw
THOUGHT	/θɑ:t/	Pikiran	Thawt
THROUGH	/θru:/	Melalui	Thru
THOROUGH	/'θɜ:.ə/	Menyeluruh	Thorow
THROUGHOUT	/θru:'aot/	Selama	Thru-Aut

e. Zenfluent Maria (@zenfluentmaria)

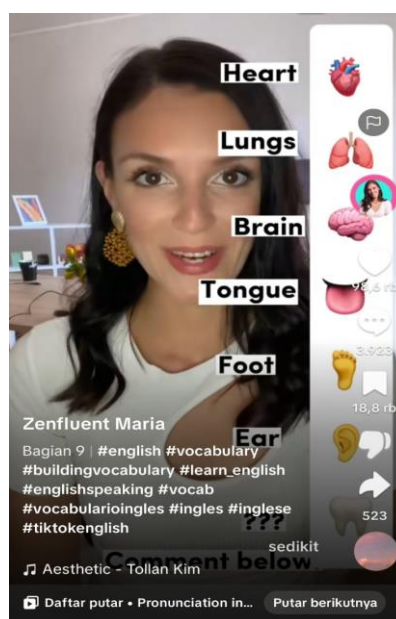


*Figure 4.10 Zenfluent Maria TikTok Account*

This account was created by Zenfluent Maria and has 696,6K followers, 3,4M likes, 586 videos, and 8 playlists. Her first video was about top 5 TV shows to learn English which has been

uploaded on February 10<sup>th</sup>, 2022. The name of the playlists are New Playlist, English Grammar, English Conversation, Email Writing Tips, Common English Mistakes, Advanced Vocabulary, Pronunciation in English and Speak like a native.

Pronunciation in English playlist has 48 videos and the most viewed video is the part 9. It has 2,1M views, 98,6K likes, 3.923 comments, 18,8K saved, 523 times shared with 20 seconds duration. Her hashtags video are #english, #vocabulary, #buildingvocabulary, #learn\_english, #englishspeaking, #vocab, #vocabularioingles, #ingles, #inglese, and #tiktokenglish without caption. It was uploaded on August 02<sup>nd</sup>, 2022.



*Figure 4.11 Zenfluent Maria Popular Pronunciation Video*

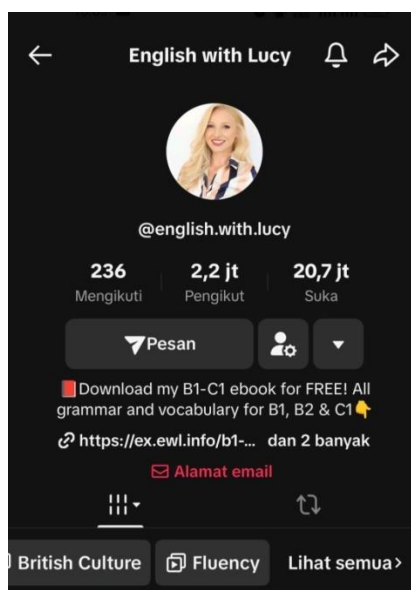
In this video, Maria pronounced some words of part of the human body based on the pictures. The words are are: HEART (pronounced as HART), LUNGS (pronounced as LANGZ),

BRAIN (pronounced as BREIN), TONGUE (pronounced as TANG), FOOT (pronounced as FUT), and EAR (pronounced as IER). In the last of video, she asked the viewers to write the word of the last picture in the comment. The answer is TOOTH /tu:θ/ (Gigi).

*Table 6: The conclusion of Zenfluent Maria pronunciation video*

Word	Phonetic Symbol	Meaning	Explanation
HEART	/hɑ:rt/	Jantung	Hart
LUNGS	/lʌŋz/	Paru-paru	Langz
BRAIN	/breɪn/	Otak	Brein
TONGUE	/tʌŋ/	Lidah	Tang
FOOT	/fot/	Kaki	Fut
EAR	/ɪr/	Telinga	Ier
TOOTH	/tu:θ/	Gigi	Tuth

f. English with Lucy (@english.with.lucy)



*Figure 4.12 English with Lucy TikTok Account*

The owner of this account is Lucy and she has 401 videos, 2,2M followers, 20,7M likes, and 10 playlist. The playlists are Language Tests, Courses, Challenges, British Culture, Fluency, Grammar, Pronunciation, Vocabulary, Accents, and Idioms. Her first video was uploaded on March 24<sup>th</sup>, 2022 about respond to “thank you” in a natural way with these alternatives for “you’re welcome”.

In the Pronunciation playlist, there are 48 videos and the most popular is part 26 in the list with 20M views, 2M likes, 14,4K comments, 137,3K saved, 9.250 shared, and 53 seconds video duration. This video was uploaded on July 02<sup>nd</sup>, 2022. Her hashtags are #britishenglish, #learnenglish, #LearnOnTikTok and #pronunciation with the caption “Can you pronounce these SUPER HARD words correctly?”. Similar as Hex, firstly Lucy gives some English words and asks the viewers to guess how to pronounce it. Finally, she gave an example of the correct pronunciation. This video is about how to pronounce:

- 1) The first word is GENUINE and /'dʒenjʊn/ is the phonetic symbol on the video.
- 2) The second word is THOROUGHLY. This word is pronounced as /'θʌrəli/ which includes the silent GH.
- 3) The third word is ADJECTIVE. The pronunciation of this word is /'ædʒektɪv/.



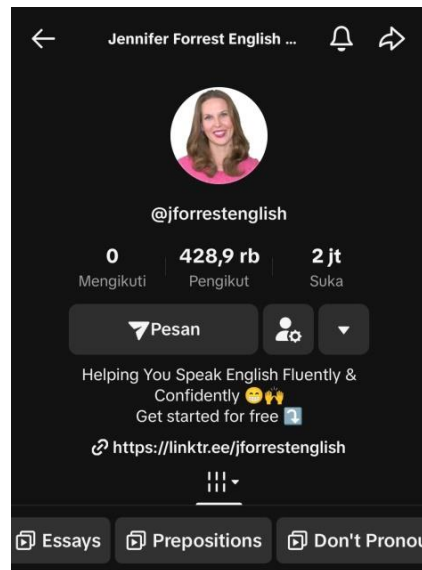
Figure 4.13 English with Lucy Popular Pronunciation Video

- 4) The next word is BREWERY. The phonetic symbol of this word on the video is /'bru:əri/.
- 5) The last word is WOMB. The correct pronunciation is /wu:m/ and this word is silent B.

Table 7: The conclusion of English with Lucy pronunciation video

Word	Phonetic Symbol	Meaning	Explanation
GENUINE	/'dʒen.ju.m/	Asli	/'dʒenjʊm/
THOROUGHLY	/'θɜ:.ə.li/	Secara Menyeluruh	/'θʌrəli/ (Silent GH)
ADJECTIVE	/'ædʒ.ek.tɪv/	Kata Sifat	/'ædʒektɪv/
BREWERY	/'brʊr.i/	Tempat Pembuatan Bir	/'bru:əri/
WOMB	/wu:m/	Rahim	/wu:m/ (silent B)

g. Jennifer Forrest English Coach (@jforrestenglish)



*Figure 4.14 Jennifer Forrest English Coach TikTok Account*

Jennifer Forrest was created this account and her first TikTok video was uploaded on March 13<sup>th</sup> 2023 about grammar test. She has 505 videos, 428,9K followers, 2M likes, and 8 playlists on her TikTok account.



*Figure 4.15 Jennifer Forrest English Coach Popular Pronunciation Video*

Part 6 is the most viewed video in the Don't Pronounce playlist. It has 442,3K views, 13,3K likes, 346 comments, 2.577 saved, and 2.422 shared with 21 seconds video duration. It was uploaded on November 24<sup>th</sup>, 2024. Her video caption is "Words with Silent" and the hashtags are #learnenglish, #english, and #englishfluency. This video is about silent T, they are:

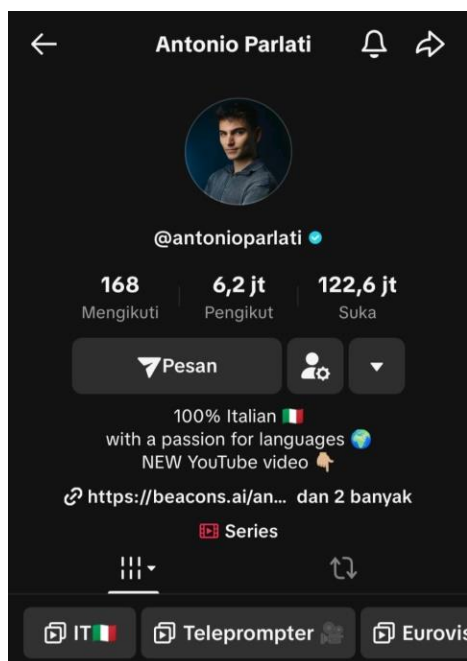
- 1) The first word is LISTEN. This word is pronounced as LISEN, not LISTEN.
- 2) The second is ASTHMA. It is AZMA, not AZHMA.
- 3) The correct pronunciation of MORTGAGE is MORGEJ.
- 4) We can pronounced TSUNAMI as SUNAMI.
- 5) The fifth word is SOFTEN which usually pronounced as SOFEN.
- 6) FASEN is the correct pronunciation of FASTEN.
- 7) The seventh word is GLISTEN. Do not pronounced it as GLISTEN, but GLISEN.
- 8) The letter T in the BALLET word is pronounced as EI. Therefore, it is pronounced as BALLEI.
- 9) The next word is BUFFET. The pronunciation of this word is BAFFEI.
- 10) The last word is GOURMET, which pronounced as GOURMEI.

*Table 8: The conclusion of Jennifer Forrest English coach pronunciation video*

Word	Phonetic Symbol	Meaning	Explanation
LISTEN	/ˈlɪs.ən/	Mendengarkan	LISTEN
ASTHMA	/ˈæz.mə/	Asma	ASTHMA
MORTGAGE	/ˈmɔːr.ɡɪdʒ/	Penggadaian	MORTGAGE
TSUNAMI	/tsuːˈnɑː.mi/	Tsunami	TSUNAMI
SOFTEN	/ˈsɔː.fən/	Melembutkan	SOFTEN
FASTEN	/ˈfæs.ən/	Cepat	FASTEN
GLISTEN	/ˈɡlɪs.ən/	Berkilau	GLISTEN
BALLET	/bælˈeɪ/	Balet	BALLET ( the T pronounced as EI in the last word)
BUFFET	/bəˈfeɪ/	Prasmanan	BUFFET (same as above)
GOURMET	/ˈɡʊr.meɪ/	Hidangan Lezat	GOURMET (same as above)



h. Antonio Parlati (@antonioparlati)



*Figure 4.16 Antonio Parlati TikTok Account*

This account was created by a man from Italy named Antonio Parlati. He has 1273 videos, 122,6M likes, 6,2M followers, and 13 playlist. He speaks Italian in his first video which was uploaded on September 22<sup>nd</sup>, 2020. It has 17,5K likes, 108 Comments, 1.888 saved, 237 shared, and 171,1K views.

There are 115 videos in the pronunciation playlist and the most viewed video is the 18 video section. This video has 10,7M views, 1M likes, 6.758 comments, 161,6K saved, 13,5K shared with 36 seconds duration that was uploaded on November 22<sup>nd</sup>, 2022. His caption and hashtags are “learn this if you want to speak #American #English #learnenglish”.



Figure 4.17 Antonio Parlati Popular Pronunciation video

In this video, Antonio Parlati suggests the viewers to stop saying I'M GONNA. He knows that the audience would think “I'M GOING” as “I'M GONNA” is informal and that’s 100% correct. But, if we want to be like native speakers, we will notice that there is a further step. Instead of saying “I'M GONNA”, they will say “IMUNA”. For example: I’m going to go (Amuna go). This is an example of connected speech. Then, we can say “I’m going to” as “I’m gonna”, but we can also say “Imuna” (informally) when we speaking fast.

Table 9: The conclusion of Antonio Parlati pronunciation video

Word	Phonetic Symbol	Meaning	Origin of the word	Explanation
I'M	/aɪm/	Aku/Saya	I am	IMUNA which pronounced as AMUNA (native-like)
GONNA	/'gɑ:.nə/	Akan	Going to	

## **B. Discussion**

pronunciation is one of the important components in the development speaking ability. In the context of English language learning, pronunciation is critical since it affects both comprehension and communication efficiency. Explicit phonetic instruction, targeted practice, and the use of technology are all effective pronunciation learning tactics.

There are two elements of pronunciation, namely: segmental and suprasegmental. The segmental feature system consists of sounds such as vowels, consonants, and diphthongs. In contrast, suprasegmental features include categories like stress, tone, intonation, and others that are always present during speech production. Djiwandono (2008) distinguished four indicators of pronunciation, they are: intelligibility, fluency, accuracy, and native-like.

Pratiwi (2021) examined that TikTok can be implemented as a fascinating, creative, and interactive English pronunciation learning tool to make learning enjoyable. TikTok's features support this in order to accommodate language proficiency. Furthermore, Xiuwen & Razali (2021) explained the using of TikTok in language learning can help students enhance their speaking skills. According to this study, TikTok may be utilized as a fun learning media so that students do not feel lectured. The students or other viewer can repeat until they comprehend the subject that has been provided.

In the previous study, the evaluation research's findings by Manalu (2024) revealed that TikTok is an effective and engaging medium for teaching English pronunciation, especially for homonyms. Moreover, the hypothesis result of Nuari's (2022) study is that using TikTok has a significant effect on students' pronunciation in SMP Negeri 1 Purwangera, is accepted. In addition, the result of Kurniadi (2020) study shows that the sources used by the teacher on YouTube are engVid channels. The students are more enthusiastic in learning pronunciation by using selected YouTube videos. The teacher develops several phases in using the engVid channel for designing English pronunciation activity, which are the preparation phase, the implementation phase, the repetition phase, and the conclusion phase. Furthermore, the advantages of using YouTube media are can be access largely, authentic examples of pronunciation, and to attract student's attention. The challenges facing the teacher is social distancing during the COVID 19 pandemic, where the teacher is unable to meet the students directly, and in some way, the teachers will be overwhelmed and unsupported to do their jobs well. Finally, the results of the research in this study are that many TikTok accounts can be used to learn English and their video content can really improve and provide additional information about various English pronunciations. In conclusion, the existence of online media such as TikTok, YouTube, Spotify, and others is really useful for improving students' English pronunciation in a fun and easy way.

In this discussion section, The researcher provided explanations of key points from the research findings to address research inquiries. The research question of this study is “What are the contents in TikTok accounts that can be used for learning English pronunciation?”. This study analyzed several contents video from various TikTok account as a source for learning English, especially pronunciation via mobile phone. The researcher opened and explored the TikTok application to find several accounts that had video content about pronunciation. The researcher also searched for several accounts using the hashtag #Pronunciation. Furthermore, there were several accounts that passed through the researcher's homepage that were recommended by TikTok. Then these accounts were collected and selected based on their video content. This study employs a descriptive qualitative research design such as content analysis to investigate the TikTok accounts.

The findings of this research revealed that eight TikTok accounts namely: @alfisyahere, @mr.deedeeeee, @sluggish\_journey, @hexxies, @zenfluentmaria @english.with.lucy, @jforrestenglish, and @antonioparlatti that recommended for the students to learn and improve their English pronunciation. These eight TikTok accounts feature unique approaches to teach English pronunciation, making it more engaging for learners. The most popular videos in this research have covered alphabet G letters, silent letters (T, H, B, and GH letters), Homophone, Native-like, syllable, and phonetic symbol of English words.

In addition, TikTok may be a very useful tool for students learning English, such as watching videos of native speakers and imitating their English pronunciation when utilized properly. Moreover, TikTok may be an attractive and interactive learning media with a variety of features that can aid in the learning process, such as video recording, background sound addition, and collaboration with other users. These characteristics can assist students improve their speaking, literacy, and creativity skills. In contrast, the TikTok application has several limitations which include:

- a. The video's short duration may limit in-depth discussion of English pronunciation topics.
- b. Limited interaction is ineffective compared to direct interaction with a teacher or tutor.
- c. Variations in content quality can have an impact on learning effectiveness.
- d. A lack of immediate feedback from a teacher or tutor might make it difficult to correct pronunciation errors.
- e. Some students may have limited access to this medium due to their reliance on technology.
- f. The limited materials do not address all aspects of English pronunciation.