

Lampiran I Daftar Terjemah

No	Hal.	BAB	Terjemah
1	1	1	“Al-Qur’an Kami turunkan berangsur-angsur agar engkau (Nabi Muhammad) membacakannya kepada manusia secara perlahan-lahan dan Kami benar-benar menurunkannya secara bertahap.” Q.S Al-Isra/106:17
2	27	2	“Sungguh, Kami benar-benar telah memudahkan Al-Qur’an sebagai pelajaran. Maka, adakah orang yang mau mengambil pelajaran?” Q.S Al-Qamar/54:17
3	28	2	“Sungguh, Kami benar-benar telah memudahkan Al-Qur’an sebagai pelajaran. Maka, adakah orang yang mau mengambil pelajaran?” Q.S. Al-Qamar/54:22
4	28	2	“Sungguh, Kami benar-benar telah memudahkan Al-Qur’an sebagai pelajaran. Maka, adakah orang yang mau mengambil pelajaran?” Q.S. Al-Qamar/54:32
5	29	2	“Sungguh, Kami benar-benar telah memudahkan Al-Qur’an sebagai pelajaran. Maka, adakah orang yang mau mengambil pelajaran?” Q.S. Al-Qamar/54:40
6	29	2	“Sebenarnya, ia (Al-Qur’an) adalah ayat-ayat yang jelas di dalam dada orang-orang yang berilmu. Tidaklah mengingkari ayat-ayat Kami, kecuali orang-orang zalim.” Q.S. Al-’Ankabut/29:49

Lampiran II Data Tabulasi Hasil Belajar

NIS	JK	Nilai Rata-rata Pengetahuan									
		Nilai Tahfiz Kelas 7	Al-Qur'an Hadis (7)	Akidah Akhlak (7)	Fikh (7)	Sejarah Kebudayaan Islam (7)	Nilai Tahfiz Kelas 8	Al-Qur'an Hadis (8)	Akidah Akhlak (8)	Fikh (8)	Sejarah Kebudayaan Islam (8)
231480	L	79	75	75	80	73	75	76	75.5	85	73.5
231531	L	87.5	77	77	78	74	84	79.5	75	83	73.5
231429	L	94.5	88.5	90.5	88	96	92.5	94.5	92.5	94	88.5
231533	L	88	81.5	83	79	83	86.5	81.5	83.5	87	75.5
231506	L	88	77.5	82.5	79	87.5	86.5	81	81	86.5	78
231434	L	90.5	80	79.5	82.5	79	89	89	81	89	81.5
231453	L	94.5	88.5	83.5	86.5	92	94	89.5	90	88	83.5
231519	L	86	82	77.5	78.5	82.5	85	82.5	78.5	85	75.5
231495	L	85.5	77	79	83.5	82.5	83	81.5	82.5	86	73.5
231505	L	82	81	79	85	78.5	74.5	81.5	76.5	86	75.5
231491	L	73.5	80	76.5	78.5	73.5	74.5	77	74.5	83.5	73.5
231511	L	90.5	76.5	75.5	78	74	86	82.5	78	83.5	73.5
231524	L	93	83	85.5	86	92	91.5	88.5	84	90	83.5
231445	L	91.5	75.5	77.5	79	74.5	83.5	81.5	78	86	73
231481	L	84.5	74.5	75.5	79	77	84.5	84	82	88	77.5
231516	L	84.5	75.5	75	78.5	74.5	82.5	79	79.5	87	75
231496	L	91.5	81.5	85	80	83.5	91.5	89	87	91.5	82.5
231562	L	84	76.5	71.5	80.5	73	74.5	78	75.5	84	73
231435	L	88	77.5	80.5	79.5	76	80	85	79	89	75

NIS	JK	Nilai Rata-rata Pengetahuan									
		Nilai Tahfiz Kelas 7	Al-Qur'an Hadis (7)	Akidah Akhlak (7)	Fikih (7)	Sejarah Kebudayaan Islam (7)	Nilai Tahfiz Kelas 8	Al-Qur'an Hadis (8)	Akidah Akhlak (8)	Fikih (8)	Sejarah Kebudayaan Islam (8)
231441	L	82	77.5	75.5	77.5	71.5	76.5	81.5	77	84.5	73.5
231463	L	81.5	79	82.5	78	73.5	76	77	76.5	84	74.5
231485	L	81	75	76.5	78	77.5	77.5	78	78	83	77
231458	L	93.5	87	86	85	89	95.5	93.5	92	94	90.5
231461	L	74.5	77	71	77.5	70	74.5	74.5	73.5	85	73
231538	L	91	78	79	81.5	82.5	87.5	84	87.5	87.5	75.5
231482	L	89	83.5	78	78.5	79.5	88	88	91	88	79
231490	L	88	84.5	78	83.5	86	86	88	87	90.5	77.5
231440	L	88.5	79	74	81.5	83.5	86	80	82.5	86	73.5
231520	L	88	86	80	81.5	79	88	85	90	85	77
231442	L	89	77.5	78	78	78	86.5	79.5	84.5	87	75
231521	L	93	87.5	86	88	91.5	89	93.5	95.5	92.5	91.5
231523	L	86.5	82	84	84	90	85	84	94	88.5	73.5
231466	L	87	78	82.5	79.5	80.5	85	85.5	90.5	88	77
231427	L	90.5	78	81	82	78	86.5	84.5	83	86.5	73
231492	L	95	90	84	90.5	97.5	94.5	90.5	96.5	94	89.5
231467	L	93.5	88	82.5	89.5	92	91.5	89	95	93	90.5
231530	L	74.5	74	75	77	70.5	74	79.5	80	82.5	73
231503	L	77.5	74.5	74	79	70.5	74	80.5	80	83	73.5
231539	L	76.5	75.5	74.5	77.5	76	74.5	78.5	83	84	76
231518	L	85	78.5	76	76.5	74.5	82	87	88.5	84.5	73.5

NIS	JK	Nilai Rata-rata Pengetahuan									
		Nilai Tahfiz Kelas 7	Al-Qur'an Hadis (7)	Akidah Akhlak (7)	Fikih (7)	Sejarah Kebudayaan Islam (7)	Nilai Tahfiz Kelas 8	Al-Qur'an Hadis (8)	Akidah Akhlak (8)	Fikih (8)	Sejarah Kebudayaan Islam (8)
231457	L	84	86.5	82	87	86	86	81	89.5	91	81
231493	L	84.5	75.5	71.5	78.5	74	83	86.5	82.5	87	74.5
231454	L	92	80	80.5	82	84.5	92	87.5	84.5	84	77.5
231488	L	78	81.5	79	83	81.5	86	82	88.5	85	74.5
231484	L	88	80.5	85	84.5	92	87.5	86.5	92	90.5	80
231431	L	91.5	84.5	84	85	89	91.5	92	90.5	91	83
231478	L	84.5	74.5	74.5	75.5	71.5	83	77.5	77	82	73
231447	P	84	82	78	81	81	85.5	81.5	88	88.5	86
231452	P	92.5	87.5	86.5	91	92	92	95	93	94.5	95.5
231438	P	79	79.5	76	81.5	74.5	81	76.5	89	83	74
231479	P	91	81.5	74	78	77	87	78.5	86	83	75.5
231450	P	91.5	85	90.5	91	89.5	93	88.5	95	93	86
231509	P	83	78	77	79.5	78.5	79	75	85	83	76
231515	P	95	88.5	89	89.5	91.5	93	94	93.5	94.5	93
231428	P	86.5	80.5	75	82	79	83	79	85.5	84.5	79
231474	P	93.5	89	89	89.5	87	93	89.5	91	91.5	88
231451	P	93.5	88.5	85.5	93	90.5	91.5	94	93.5	92.5	94
231456	P	91	84	83.5	83	84.5	87	89.5	90	90	82
231449	P	89.5	79.5	79.5	81.5	76	87	91	91.5	88	79
231448	P	84.5	76.5	74.5	80	77.5	76.5	81	85.5	87.5	75
231500	P	81.5	77	73	78	71.5	77.5	75	81	83	73.5

NIS	JK	Nilai Rata-rata Pengetahuan									
		Nilai Tahfiz Kelas 7	Al-Qur'an Hadis (7)	Akidah Akhlak (7)	Fikih (7)	Sejarah Kebudayaan Islam (7)	Nilai Tahfiz Kelas 8	Al-Qur'an Hadis (8)	Akidah Akhlak (8)	Fikih (8)	Sejarah Kebudayaan Islam (8)
231443	P	89	88.5	82	91.5	88	89	94	91.5	93.5	88.5
231444	P	82.5	82	79	82	78.5	81	78.5	85.5	84.5	74
231469	P	88	76	79.5	80	80	83	83	87.5	87	79.5
231494	P	90.5	83	79.5	81	80	90	86.5	87	85	79
231426	P	91	84.5	76	81.5	82	90.5	84	89.5	86	79.5
231517	P	90	83.5	82	82	83.5	88	84	92.5	87	82
231460	P	92	78.5	76.5	81.5	76	91.5	84	91.5	88	79.5
231437	P	90.5	88.5	90.5	92	91.5	91.5	94	93.5	89.5	95
231433	P	90.5	86.5	85	87.5	84	89	89	87	88.5	87.5
231471	P	92	77.5	75	78	78	93	78.5	81.5	85	77
231483	P	91.5	91	88	90.5	90	93.5	95	97	95	95
231430	P	88.5	80.5	78	83	83.5	85	81	86.5	86	78.5
231529	P	89.5	82	85	80	77.5	86.5	85	88	85.5	77.5
231508	P	90.5	83.5	82.5	80.5	85.5	86.5	87.5	90.5	86.5	84.5
231513	P	86.5	79.5	82	80	79	82	84.5	93	90	75
231468	P	79.5	78	73	77	71	74	80	80.5	87	74.5
231465	P	92.5	90.5	89.5	89	96	92	95	95.5	94.5	95.5
231475	P	91.5	83.5	81	83.5	89.5	89.5	91	88.5	91.5	90
231510	P	93	88.5	91	86.5	94	92	95	96	94.5	93.5
231504	P	88.5	79	81	78.5	75.5	87.5	81.5	89	84.5	81
231477	P	88	77.5	78.5	79.5	70	86	79.5	88.5	87.5	77.5

NIS	JK	Nilai Rata-rata Pengetahuan									
		Nilai Tahfiz Kelas 7	Al-Qur'an Hadis (7)	Akidah Akhlak (7)	Fikih (7)	Sejarah Kebudayaan Islam (7)	Nilai Tahfiz Kelas 8	Al-Qur'an Hadis (8)	Akidah Akhlak (8)	Fikih (8)	Sejarah Kebudayaan Islam (8)
231502	P	90	81.5	84	83.5	84	89	84.5	90	88.5	84
231459	P	88.5	77	78.5	79	77	83.5	83.5	90.5	87.5	74
231514	P	91	85.5	86.5	86	90.5	92	95	97.5	95	95
231522	P	89	80.5	85.5	83	84	90	85	91	88.5	78.5
231476	P	88	77.5	74.5	79	75.5	85	79	88	86	73.5
231487	P	86.5	81	75.5	81.5	83.5	83.5	87	89.5	90	79
231439	P	85	79	79	79.5	76	82	83	87.5	89.5	77
231501	P	80	76	75	79.5	70.5	83.5	78	83	84.5	73.5
231464	P	87	77.5	82	81.5	77.5	86	84.5	87.5	89	84
231512	P	80	76.5	83	78	74.5	81	78.5	85.5	84.5	76
231432	P	82	78	74	79	75.5	75	79	86.5	84.5	75.5
231436	P	89.5	83.5	85.5	83	83.5	88.5	91	92	91	88
231507	P	74.5	76.5	78.5	79	74	73.5	80	85.5	85.5	73
231470	P	85.5	77	76	80.5	76.5	88.5	79	90	89	74
231497	P	89.5	84.5	87.5	85.5	83	91.5	93	91.5	90.5	86.5
231446	P	90.5	85	87.5	83	84.5	91	91	91	91.5	81
231499	P	76.5	76	83	78.5	70.5	73	80	85.5	85	78.5
231486	P	79.5	77.5	74.5	79	78	77.5	76	86.5	85.5	77.5
231525	P	77.5	79	75.5	78.5	75.5	74	79	87	85	76.5
231489	P	91	84.5	89	84.5	92	91	93.5	93.5	91.5	91.5

Lampiran III Hasil Output Uji SPSS

Hasil Output SPSS

Uji Normalitas Regresi Linier

One-Sample Kolmogorov-Smirnov Test									
		Residual H1.a.1	Residual H1.a.2	Residual H1.a.3	Residual H1.a.4	Residual H1.b.1	Residual H1.b.2	Residual H1.b.3	Residual H1.b.4
N		102	102	102	102	102	102	102	102
Normal Parameters ^{a,b}	809,215, 686	802,303, 922	819,901, 961	810,245, 098	844,460, 784	867,647, 059	877,303, 922	798,284, 314	79,8284 314
	284,665, 492	303,755, 727	242,258, 733	499,593, 508	430,127, 120	392,334, 264	235,402, 408	459,417, 861	4,59417 861
Most Extreme Differences	,074	,069	,081	,078	,073	,076	,068	,082	,111
	,065	,058	,071	,066	,062	,069	,056	,074	,086
Test Statistic		,074	,069	,081	,078	,073	,076	,068	,082
Asymp. Sig. (2- tailed) ^c		,200	,200	,091	,133	,200	,158	,200	,086
Monte Carlo Sig. (2- tailed) ^d	,184	,213	,094	,127	,198	,162	,223	,089	,003
	,174	,202	,119	,188	,153	,212	,082	,002	,002
	,194	,224	,102	,136	,172	,234	,097	,005	,005
a. Test distribution is Normal.									
b. Calculated from data.									
c. Lilliefors Significance Correction.									
d. Lilliefors' method based on 10000 Monte Carlo samples with starting seed 299883525.									

Uji Linearitas

ANOVA Table							
			Sum of Squares	df	Mean Square	F	Sig.
Al-Qur'an Hadis Kelas 7 * Capaian Tahfiz Al-Qur'an Kelas 7	Between Groups	(Combined)	1404,052	34	41,296	4,644	,000
		Linearity	818,448	1	818,448	92,034	,000
		Deviation from Linearity	585,604	33	17,746	1,995	,080
	Within Groups		595,821	67	8,893		
	Total		1999,873	101			
Akidah Akhlak Kelas 7 * Capaian Tahfiz Al-Qur'an Kelas 7	Between Groups	(Combined)	1516,202	34	44,594	2,922	,000
		Linearity	931,902	1	931,902	61,056	,000
		Deviation from Linearity	584,300	33	17,706	1,160	,298
	Within Groups		1022,633	67	15,263		
	Total		2538,836	101			
Fikih Kelas 7 * Capaian Tahfiz Al-Qur'an Kelas 7	Between Groups	(Combined)	1062,978	34	31,264	3,320	,000
		Linearity	592,762	1	592,762	62,939	,000
		Deviation from Linearity	470,217	33	14,249	1,513	,076
	Within Groups		631,012	67	9,418		
	Total		1693,990	101			
Sejarah Kebudayaan Islam Kelas 7 * Capaian Tahfiz Al-Qur'an Kelas 7	Between Groups	(Combined)	3530,478	34	103,838	4,678	,000
		Linearity	2520,896	1	2520,896	113,568	,000
		Deviation from Linearity	1009,582	33	30,593	1,378	,133
	Within Groups		1487,210	67	22,197		
	Total		5017,689	101			

ANOVA Table							
			Sum of Squares	df	Mean Square	F	Sig.
Al-Qur'an Hadis Kelas 8 * Capaian Tahfiz Al-Qur'an Kelas 8	Between Groups	(Combined)	2544,856	37	68,780	5,720	,000
		Linearity	1868,594	1	1868,594	155,393	,000
		Deviation from Linearity	676,261	36	18,785	1,562	,059
	Within Groups		769,598	64	12,025		
	Total		3314,453	101			
Akidah Akhlak Kelas 8 * Capaian Tahfiz Al-Qur'an Kelas 8	Between Groups	(Combined)	2232,691	37	60,343	3,250	,000
		Linearity	1554,654	1	1554,654	83,741	,000
		Deviation from Linearity	678,036	36	18,834	1,015	,470
	Within Groups		1188,162	64	18,565		
	Total		3420,853	101			
Fikih Kelas 8 * Capaian Tahfiz Al-Qur'an Kelas 8	Between Groups	(Combined)	827,765	37	22,372	3,772	,000
		Linearity	559,684	1	559,684	94,369	,000
		Deviation from Linearity	268,081	36	7,447	1,256	,211
	Within Groups		379,571	64	5,931		
	Total		1207,336	101			
Sejarah Kebudayaan Islam Kelas * Capaian Tahfiz Al-Qur'an Kelas 8	Between Groups	(Combined)	3319,863	37	89,726	4,923	,000
		Linearity	2131,754	1	2131,754	116,970	,000
		Deviation from Linearity	1188,109	36	33,003	1,811	,079
	Within Groups		1166,384	64	18,225		
	Total		4486,248	101			

Hasil Output Regresi Linier

Capaian Tahfiz Al-Qur'an terhadap Hasil Belajar Al-Qur'an Hadis Kelas 7

Descriptive Statistics			
	Mean	Std. Deviation	N
Al-Qur'an Hadis Kelas 7	80,9216	4,44980	102
Capaian Tahfiz Al-Qur'an Kelas 7	87,0245	5,26307	102

Correlations			
	Al-Qur'an Hadis Kelas 7	Al-Qur'an Hadis Kelas 7	Capaian Tahfiz Al-Qur'an Kelas 7
Pearson Correlation	Al-Qur'an Hadis Kelas 7	1,000	,640
	Capaian Tahfiz Al-Qur'an Kelas 7	,640	1,000
Sig. (1-tailed)	Al-Qur'an Hadis Kelas 7	.	,000
	Capaian Tahfiz Al-Qur'an Kelas 7	,000	.
N	Al-Qur'an Hadis Kelas 7	102	102
	Capaian Tahfiz Al-Qur'an Kelas 7	102	102

Model Summary ^b										
Model	R	R Square	Adjusted R Square	Std. Error of the Estimate	Change Statistics					Durbin-Watson
					R Square Change	F Change	df1	df2	Sig. F Change	
1	,640 ^a	,409	,403	3,43719	,409	69,276	1	100	,000	2,189
a. Predictors: (Constant), Capaian Tahfiz Al-Qur'an Kelas 7										
b. Dependent Variable: Al-Qur'an Hadis Kelas 7										

ANOVA ^a						
Model	Sum of Squares	df	Mean Square	F	Sig.	
1	Regression	818,448	1	818,448	69,276	,000 ^b
	Residual	1181,425	100	11,814		
	Total	1999,873	101			
a. Dependent Variable: Al-Qur'an Hadis Kelas 7						
b. Predictors: (Constant), Capaian Tahfiz Al-Qur'an Kelas 7						

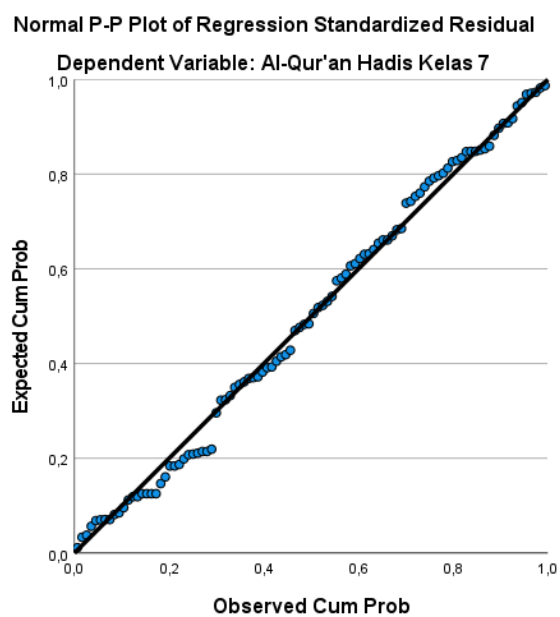
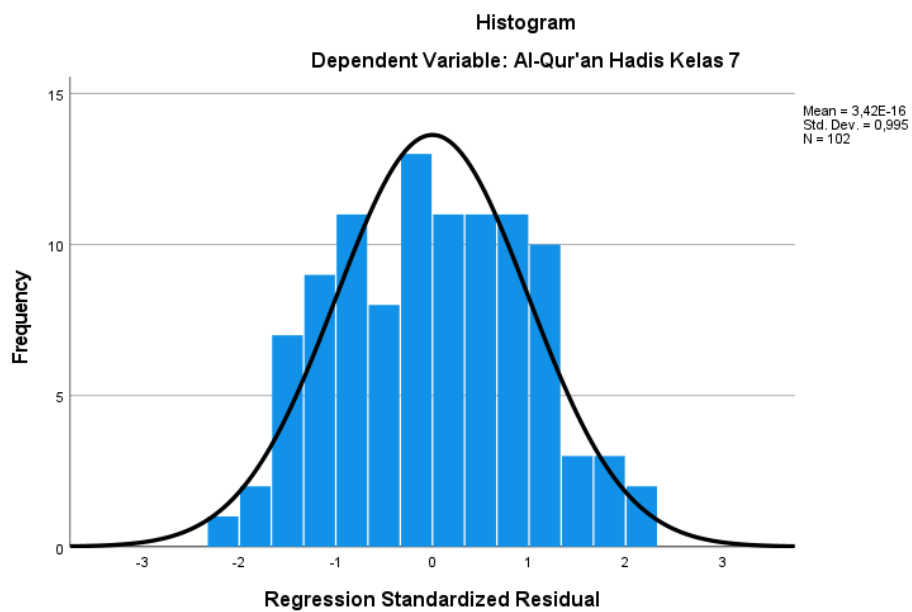
Coefficients ^a								
Model		Unstandardized Coefficients		Standardized Coefficients	t	Sig.	Collinearity Statistics	
		B	Std. Error	Beta			Tolerance	VIF
1	(Constant)	33,852	5,665		5,975	,000		
	Capaian Tahfiz Al-Qur'an Kelas 7	,541	,065	,640	8,323	,000	1,000	1,000
a. Dependent Variable: Al-Qur'an Hadis Kelas 7								

Collinearity Diagnostics ^a					
Model	Dimension	Eigenvalue	Condition Index	Variance Proportions	
				(Constant)	Capaian Tahfiz Al-Qur'an Kelas 7
1	1	1,998	1,000	,00	,00
	2	,002	33,263	1,00	1,00
a. Dependent Variable: Al-Qur'an Hadis Kelas 7					

Residuals Statistics ^a	

	Minimum	Maximum	Mean	Std. Deviation	N
Predicted Value	73,6065	85,2353	80,9216	2,84665	102
Residual	-7,84224	7,65776	,00000	3,42013	102
Std. Predicted Value	-2,570	1,515	,000	1,000	102
Std. Residual	-2,282	2,228	,000	,995	102

a. Dependent Variable: Al-Qur'an Hadis Kelas 7



Capaian Tahfiz Al-Qur'an terhadap Hasil Belajar Akidah Akhlak Kelas 7

Descriptive Statistics			
	Mean	Std. Deviation	N
Akidah Akhlak Kelas 7	80,2304	5,01368	102
Capaian Tahfiz Al-Qur'an Kelas 7	87,0245	5,26307	102

Correlations			
		Akidah Akhlak Kelas 7	Capaian Tahfiz Al-Qur'an Kelas 7
Pearson Correlation	Akidah Akhlak Kelas 7	1,000	,606
	Capaian Tahfiz Al-Qur'an Kelas 7	,606	1,000
Sig. (1-tailed)	Akidah Akhlak Kelas 7	.	,000
	Capaian Tahfiz Al-Qur'an Kelas 7	,000	.
N	Akidah Akhlak Kelas 7	102	102
	Capaian Tahfiz Al-Qur'an Kelas 7	102	102

Model Summary ^b										
Model	R	R Square	Adjusted R Square	Std. Error of the Estimate	Change Statistics					Durbin-Watson
					R Square Change	F Change	df1	df2	Sig. F Change	
1	,606 ^a	,367	,361	4,00866	,367	57,993	1	100	,000	2,245
a. Predictors: (Constant), Capaian Tahfiz Al-Qur'an Kelas 7										
b. Dependent Variable: Akidah Akhlak Kelas 7										

ANOVA ^a						
Model		Sum of Squares	df	Mean Square	F	Sig.
1	Regression	931,902	1	931,902	57,993	,000 ^b
	Residual	1606,934	100	16,069		
	Total	2538,836	101			
a. Dependent Variable: Akidah Akhlak Kelas 7						
b. Predictors: (Constant), Capaian Tahfiz Al-Qur'an Kelas 7						

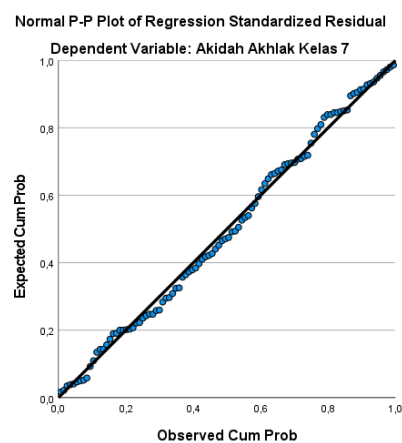
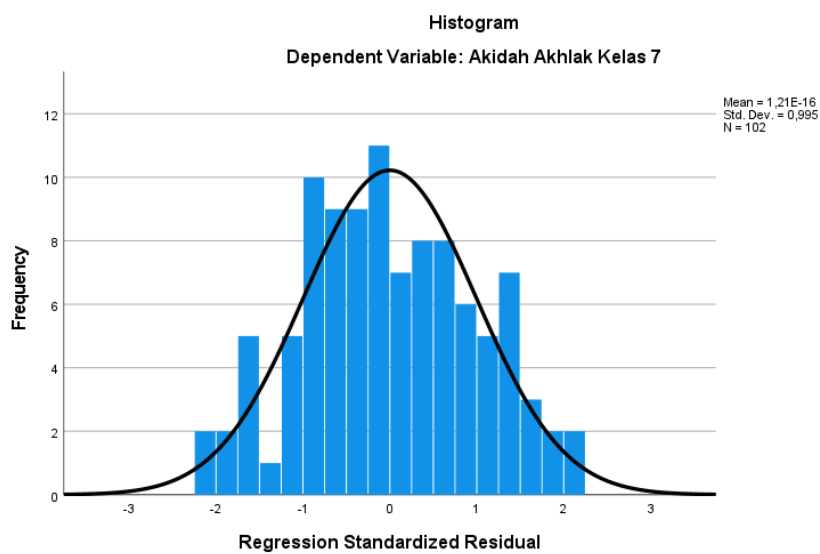
Coefficients ^a								
Model		Unstandardized Coefficients		Standardized Coefficients	t	Sig.	Collinearity Statistics	
		B	Std. Error	Beta			Tolerance	VIF
1	(Constant)	30,005	6,607		4,541	,000		
	Capaian Tahfiz Al-Qur'an Kelas 7	,577	,076	,606	7,615	,000	1,000	1,000
a. Dependent Variable: Akidah Akhlak Kelas 7								

Collinearity Diagnostics ^a					
Model	Dimension	Eigenvalue	Condition Index	Variance Proportions	
				(Constant)	Capaian Tahfiz Al-Qur'an Kelas 7
1	1	1,998	1,000	,00	,00
	2	,002	33,263	1,00	1,00
a. Dependent Variable: Akidah Akhlak Kelas 7					

Residuals Statistics ^a					
	Minimum	Maximum	Mean	Std. Deviation	N
Predicted Value	72,4248	84,8334	80,2304	3,03756	102
Residual	-8,52483	8,84378	,00000	3,98876	102
Std. Predicted Value	-2,570	1,515	,000	1,000	102
Std. Residual	-2,127	2,206	,000	,995	102

a. Dependent Variable: Akidah Akhlak Kelas 7

Charts



Capaian Tahfiz Al-Qur'an terhadap Hasil Belajar Fikih Kelas 7

Descriptive Statistics

	Mean	Std. Deviation	N
Fikih Kelas 7	81,9902	4,09539	102
Capaian Tahfiz Al-Qur'an Kelas 7	87,0245	5,26307	102

Correlations

		Fikih Kelas 7	Capaian Tahfiz Al-Qur'an Kelas 7
Pearson Correlation	Fikih Kelas 7	1,000	,592
	Capaian Tahfiz Al-Qur'an Kelas 7	,592	1,000
Sig. (1-tailed)	Fikih Kelas 7	.	,000
	Capaian Tahfiz Al-Qur'an Kelas 7	,000	.
N	Fikih Kelas 7	102	102
	Capaian Tahfiz Al-Qur'an Kelas 7	102	102

Model Summary^b

Model	R	R Square	Adjusted R Square	Std. Error of the Estimate	Change Statistics				Durbin-Watson	
					R Square Change	F Change	df1	df2		Sig. F Change
1	,592 ^a	,350	,343	3,31848	,350	53,827	1	100	,000	2,111

a. Predictors: (Constant), Capaian Tahfiz Al-Qur'an Kelas 7
b. Dependent Variable: Fikih Kelas 7

ANOVA^a

Model		Sum of Squares	df	Mean Square	F	Sig.
1	Regression	592,762	1	592,762	53,827	,000 ^b
	Residual	1101,228	100	11,012		
	Total	1693,990	101			

a. Dependent Variable: Fikih Kelas 7
b. Predictors: (Constant), Capaian Tahfiz Al-Qur'an Kelas 7

Coefficients^a

Model		Unstandardized Coefficients		Standardized Coefficients	t	Sig.	Collinearity Statistics	
		B	Std. Error	Beta			Tolerance	VIF
1	(Constant)	41,933	5,470		7,666	,000		
	Capaian Tahfiz Al-Qur'an Kelas 7	,460	,063	,592	7,337	,000	1,000	1,000

a. Dependent Variable: Fikih Kelas 7

Collinearity Diagnostics^a

Model	Dimension	Eigenvalue	Condition Index	Variance Proportions	
				(Constant)	Capaian Tahfiz Al-Qur'an Kelas 7
1	1	1,998	1,000	,00	,00
	2	,002	33,263	1,00	1,00

a. Dependent Variable: Fikih Kelas 7

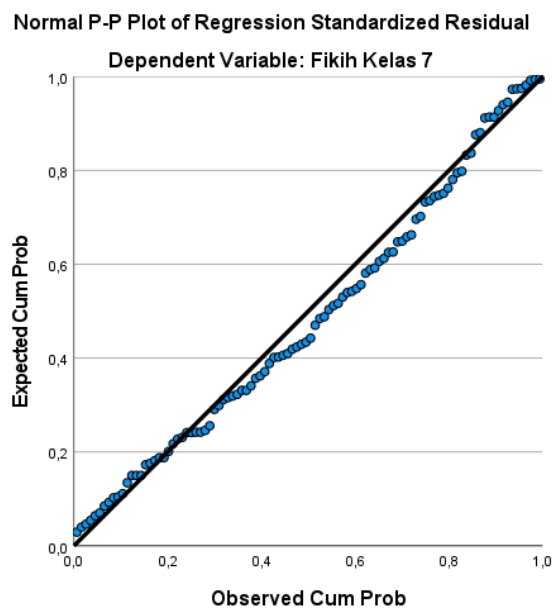
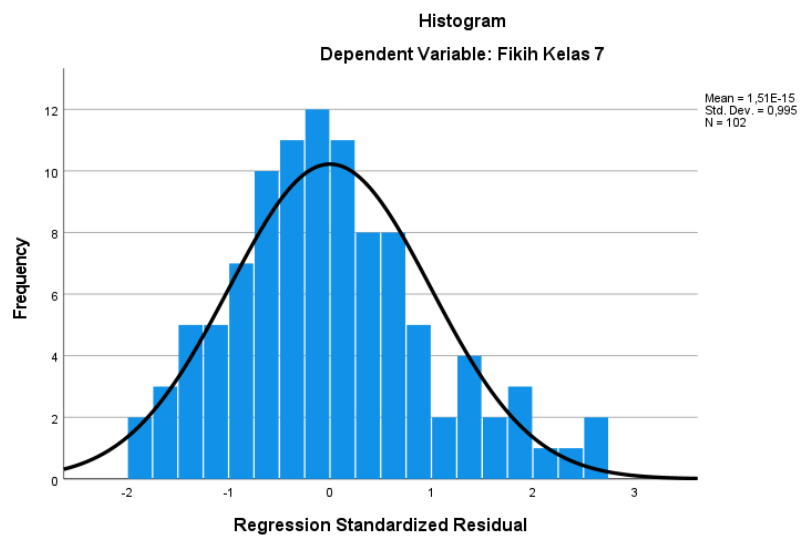
Residuals Statistics^a

		Std. Residual	Std. Deviation	N
Fikih Kelas 7		3,31848	4,09539	102
Capaian Tahfiz Al-Qur'an Kelas 7		5,26307	5,26307	102

	Minimum	Maximum	Mean	Std. Deviation	N
Predicted Value	75,7649	85,6613	81,9902	2,42259	102
Residual	-6,28041	8,60049	,00000	3,30201	102
Std. Predicted Value	-2,570	1,515	,000	1,000	102
Std. Residual	-1,893	2,592	,000	,995	102

a. Dependent Variable: Fikih Kelas 7

Charts



Capaian Tahfiz Al-Qur'an terhadap Hasil Belajar Sejarah Kebudayaan Islam Kelas 7

Descriptive Statistics			
	Mean	Std. Deviation	N
Sejarah Kebudayaan Islam Kelas 7	81,0245	7,04841	102
Capaian Tahfiz Al-Qur'an Kelas 7	87,0245	5,26307	102

Correlations			
		Sejarah Kebudayaan Islam Kelas 7	Capaian Tahfiz Al-Qur'an Kelas 7
Pearson Correlation	Sejarah Kebudayaan Islam Kelas 7	1,000	,709
	Capaian Tahfiz Al-Qur'an Kelas 7	,709	1,000
Sig. (1-tailed)	Sejarah Kebudayaan Islam Kelas 7	.	,000
	Capaian Tahfiz Al-Qur'an Kelas 7	,000	.
N	Sejarah Kebudayaan Islam Kelas 7	102	102
	Capaian Tahfiz Al-Qur'an Kelas 7	102	102

Model Summary ^b										
Model	R	R Square	Adjusted R Square	Std. Error of the Estimate	Change Statistics					Durbin-Watson
					R Square Change	F Change	df1	df2	Sig. F Change	
1	,709 ^a	,502	,497	4,99679	,502	100,965	1	100	,000	2,108

a. Predictors: (Constant), Capaian Tahfiz Al-Qur'an Kelas 7
b. Dependent Variable: Sejarah Kebudayaan Islam Kelas 7

ANOVA ^a						
	Model	Sum of Squares	df	Mean Square	F	Sig.
1	Regression	2520,896	1	2520,896	100,965	,000 ^b
	Residual	2496,793	100	24,968		
	Total	5017,689	101			

a. Dependent Variable: Sejarah Kebudayaan Islam Kelas 7
b. Predictors: (Constant), Capaian Tahfiz Al-Qur'an Kelas 7

Coefficients ^a								
Model		Unstandardized Coefficients		Standardized Coefficients	t	Sig.	Collinearity Statistics	
		B	Std. Error	Beta			Tolerance	VIF
1	(Constant)	-1,583	8,236		-,192	,848		
	Capaian Tahfiz Al-Qur'an Kelas 7	,949	,094	,709	10,048	,000	1,000	1,000

a. Dependent Variable: Sejarah Kebudayaan Islam Kelas 7

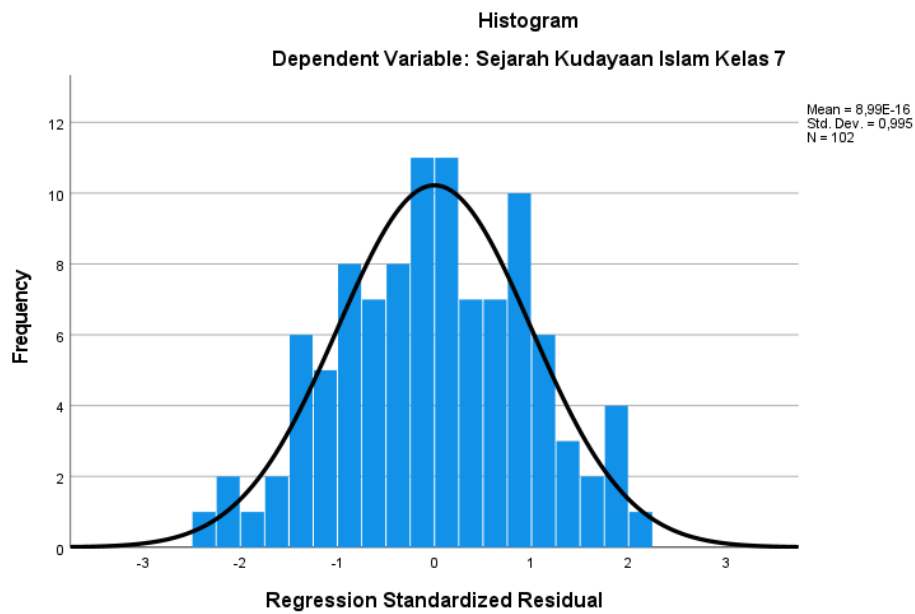
Collinearity Diagnostics ^a					
Model	Dimension	Eigenvalue	Condition Index	Variance Proportions	
				(Constant)	Capaian Tahfiz Al-Qur'an Kelas 7
1	1	1,998	1,000	,00	,00

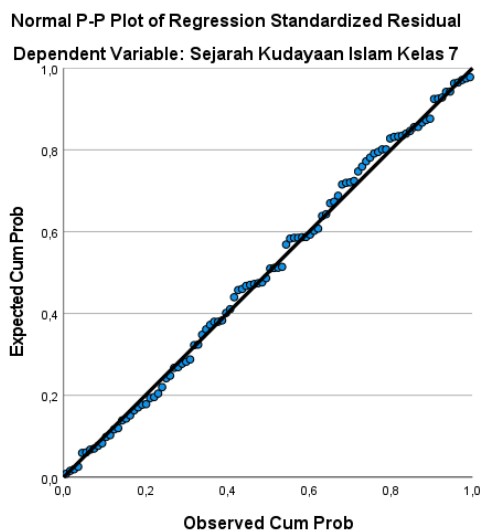
	2	,002	33,263	1,00	1,00
a. Dependent Variable: Sejarah Kebudayaan Islam Kelas 7					

Residuals Statistics ^a					
	Minimum	Maximum	Mean	Std. Deviation	N
Predicted Value	68,1865	88,5952	81,0245	4,99594	102
Residual	-11,95049	10,04951	,00000	4,97199	102
Std. Predicted Value	-2,570	1,515	,000	1,000	102
Std. Residual	-2,392	2,011	,000	,995	102

a. Dependent Variable: Sejarah Kebudayaan Islam Kelas 7

Charts





Hasil Output Uji Regresi Linier Capaian Tahfiz Al-Qur'an terhadap Hasil Belajar Al-Qur'an Hadis Kelas 8

Descriptive Statistics			
	Mean	Std. Deviation	N
Al-Qur'an Hadis Kelas 8	84,4461	5,72856	102
Capaian Tahfiz Al-Qur'an Kelas 8	85,2108	6,03473	102

Correlations			
		Al-Qur'an Hadis Kelas 8	Capaian Tahfiz Al-Qur'an Kelas 8
Pearson Correlation	Al-Qur'an Hadis Kelas 8	1,000	,751
	Capaian Tahfiz Al-Qur'an Kelas 8	,751	1,000
Sig. (1-tailed)	Al-Qur'an Hadis Kelas 8	.	,000
	Capaian Tahfiz Al-Qur'an Kelas 8	,000	.
N	Al-Qur'an Hadis Kelas 8	102	102
	Capaian Tahfiz Al-Qur'an Kelas 8	102	102

Model Summary ^b										
Model	R	<i>R Square</i>	Adjusted <i>R Square</i>	Std. Error of the Estimate	Change Statistics					Durbin-Watson
					<i>R Square Change</i>	F Change	df1	df2	Sig. F Change	
1	,751 ^a	,564	,559	3,80245	,564	129,238	1	100	,000	2,159
a. Predictors: (Constant), Capaian Tahfiz Al-Qur'an Kelas 8										
b. Dependent Variable: Al-Qur'an Hadis Kelas 8										

ANOVA ^a						
	Model	Sum of Squares	df	Mean Square	F	Sig.
1	Regression	1868,594	1	1868,594	129,238	,000 ^b
	Residual	1445,859	100	14,459		
	Total	3314,453	101			
a. Dependent Variable: Al-Qur'an Hadis Kelas 8						
b. Predictors: (Constant), Capaian Tahfiz Al-Qur'an Kelas 8						

Coefficients ^a								
Model		Unstandardized Coefficients		Standardized Coefficients	t	Sig.	Collinearity Statistics	
		B	Std. Error	Beta			Tolerance	VIF
1	(Constant)	23,712	5,356		4,427	,000		
	Capaian Tahfiz Al-Qur'an Kelas 8	,713	,063	,751	11,368	,000	1,000	1,000

a. Dependent Variable: Al-Qur'an Hadis Kelas 8

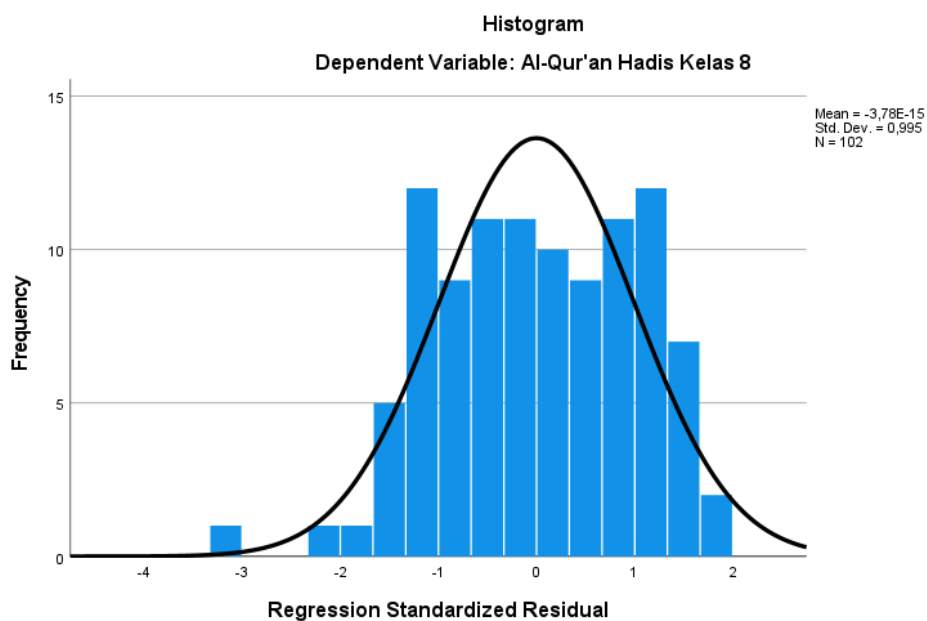
Collinearity Diagnostics ^a					
Model	Dimension	Eigenvalue	Condition Index	Variance Proportions	
				(Constant)	Capaian Tahfiz Al-Qur'an Kelas 8
1	1	1,998	1,000	,00	,00
	2	,002	28,415	1,00	1,00

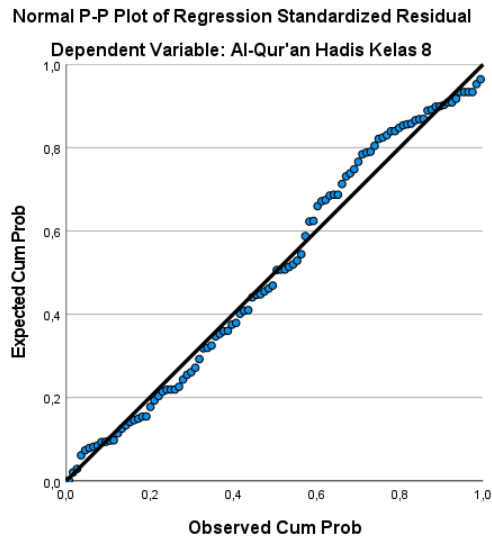
a. Dependent Variable: Al-Qur'an Hadis Kelas 8

Residuals Statistics ^a					
	Minimum	Maximum	Mean	Std. Deviation	N
Predicted Value	75,7428	91,7797	84,4461	4,30127	102
Residual	-11,49786	6,85315	,00000	3,78357	102
Std. Predicted Value	-2,023	1,705	,000	1,000	102
Std. Residual	-3,024	1,802	,000	,995	102

a. Dependent Variable: Al-Qur'an Hadis Kelas 8

Charts





Capaian Tahfiz Al-Qur'an terhadap Hasil Belajar Akidah Akhlak Kelas 8

Descriptive Statistics			
	Mean	Std. Deviation	N
Akidah Akhlak Kelas 8	86,7647	5,81978	102
Capaian Tahfiz Al-Qur'an Kelas 8	85,2108	6,03473	102

Correlations			
		Akidah Akhlak Kelas 8	Capaian Tahfiz Al-Qur'an Kelas 8
Pearson Correlation	Akidah Akhlak Kelas 8	1,000	,674
	Capaian Tahfiz Al-Qur'an Kelas 8	,674	1,000
Sig. (1-tailed)	Akidah Akhlak Kelas 8	.	,000
	Capaian Tahfiz Al-Qur'an Kelas 8	,000	.
N	Akidah Akhlak Kelas 8	102	102
	Capaian Tahfiz Al-Qur'an Kelas 8	102	102

Model Summary ^b										
Model	R	R Square	Adjusted R Square	Std. Error of the Estimate	R Square Change	F Change	df1	df2	Sig. F Change	Durbin-Watson
1	,674 ^a	,454	,449	4,31995	,454	83,306	1	100	,000	1,083

a. Predictors: (Constant), Capaian Tahfiz Al-Qur'an Kelas 8

b. Dependent Variable: Akidah Akhlak Kelas 8

ANOVA ^a						
Model	Sum of Squares	df	Mean Square	F	Sig.	
1	Regression	1554,654	1	1554,654	83,306	,000 ^b
	Residual	1866,199	100	18,662		

Total	3420,853	101		
a. Dependent Variable: Akidah Akhlak Kelas 8				
b. Predictors: (Constant), Capaian Tahfiz Al-Qur'an Kelas 8				

Coefficients ^a								
Model		Unstandardized Coefficients		Standardized Coefficients	t	Sig.	Collinearity Statistics	
		B	Std. Error	Beta			Tolerance	VIF
1	(Constant)	31,367	6,085		5,155	,000		
	Capaian Tahfiz Al-Qur'an Kelas 8	,650	,071	,674	9,127	,000	1,000	1,000

a. Dependent Variable: Akidah Akhlak Kelas 8

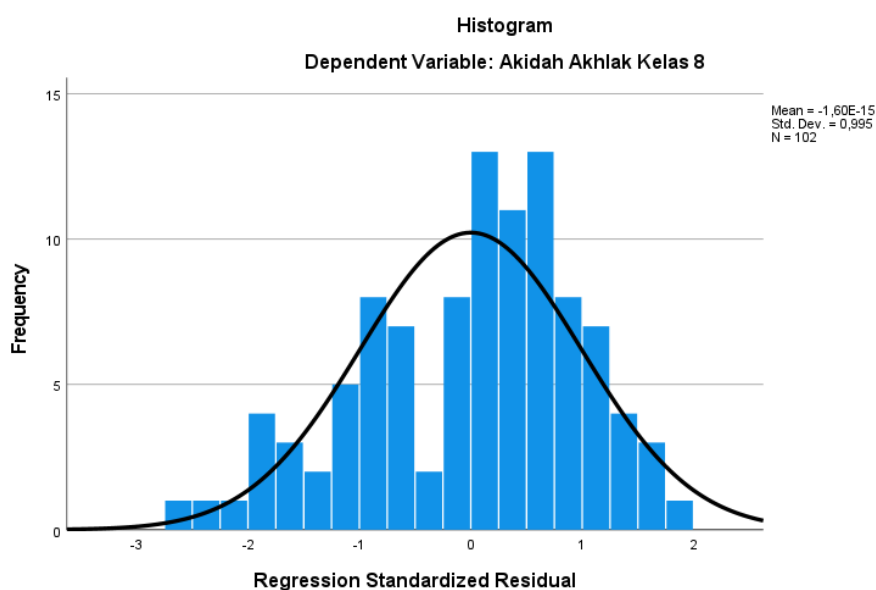
Collinearity Diagnostics ^a					
Model	Dimension	Eigenvalue	Condition Index	Variance Proportions	
				(Constant)	Capaian Tahfiz Al-Qur'an Kelas 8
1	1	1,998	1,000	,00	,00
	2	,002	28,415	1,00	1,00

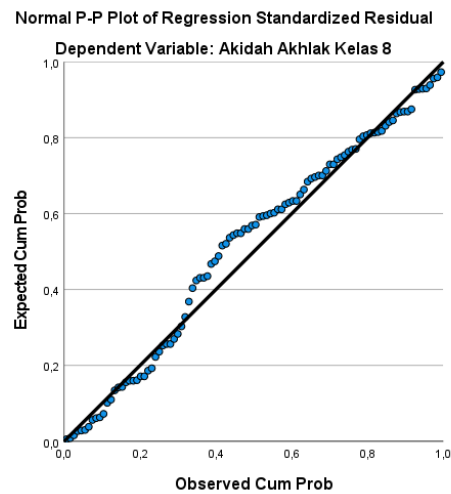
a. Dependent Variable: Akidah Akhlak Kelas 8

Residuals Statistics ^a					
	Minimum	Maximum	Mean	Std. Deviation	N
Predicted Value	78,8261	93,4540	86,7647	3,92334	102
Residual	-10,97754	8,32271	,00000	4,29851	102
Std. Predicted Value	-2,023	1,705	,000	1,000	102
Std. Residual	-2,541	1,927	,000	,995	102

a. Dependent Variable: Akidah Akhlak Kelas 8

Charts





Capaian Tahfiz Al-Qur'an terhadap Hasil Belajar Fikih Kelas 8

Descriptive Statistics			
	Mean	Std. Deviation	N
Fikih Kelas 8	87,7304	3,45743	102
Capaian Tahfiz Al-Qur'an Kelas 8	85,2108	6,03473	102

Correlations			
		Fikih Kelas 8	Capaian Tahfiz Al-Qur'an Kelas 8
Pearson Correlation	Fikih Kelas 8	1,000	,681
	Capaian Tahfiz Al-Qur'an Kelas 8	,681	1,000
Sig. (1-tailed)	Fikih Kelas 8	.	,000
	Capaian Tahfiz Al-Qur'an Kelas 8	,000	.
N	Fikih Kelas 8	102	102
	Capaian Tahfiz Al-Qur'an Kelas 8	102	102

Model Summary ^b										
Model	R	R Square	Adjusted R Square	Std. Error of the Estimate	Change Statistics					Durbin-Watson
					R Square Change	F Change	df1	df2	Sig. F Change	
1	,681 ^a	,464	,458	2,54490	,464	86,418	1	100	,000	2,020

a. Predictors: (Constant), Capaian Tahfiz Al-Qur'an Kelas 8

b. Dependent Variable: Fikih Kelas 8

ANOVA ^a						
	Model	Sum of Squares	df	Mean Square	F	Sig.
1	Regression	559,684	1	559,684	86,418	,000 ^b
	Residual	647,651	100	6,477		
	Total	1207,336	101			

a. Dependent Variable: Fikih Kelas 8
b. Predictors: (Constant), Capaian Tahfiz Al-Qur'an Kelas 8

Coefficients ^a								
Model		Unstandardized Coefficients		Standardized Coefficients	t	Sig.	Collinearity Statistics	
		B	Std. Error	Beta			Tolerance	VIF
1	(Constant)	54,491	3,584		15,202	,000		
	Capaian Tahfiz Al-Qur'an Kelas 8	,390	,042	,681	9,296	,000	1,000	1,000

a. Dependent Variable: Fikih Kelas 8

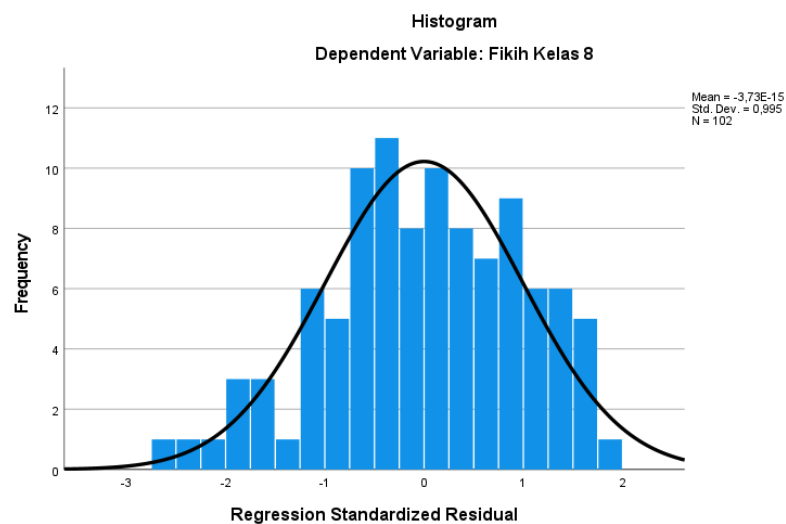
Collinearity Diagnostics ^a					
Model	Dimension	Eigenvalue	Condition Index	Variance Proportions	
				(Constant)	Capaian Tahfiz Al-Qur'an Kelas 8
1	1	1,998	1,000	,00	,00
	2	,002	28,415	1,00	1,00

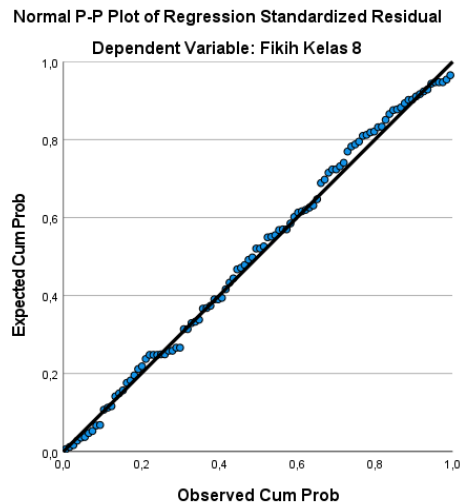
a. Dependent Variable: Fikih Kelas 8

Residuals Statistics ^a					
	Minimum	Maximum	Mean	Std. Deviation	N
Predicted Value	82,9672	91,7440	87,7304	2,35402	102
Residual	-6,37872	4,62128	,00000	2,53227	102
Std. Predicted Value	-2,023	1,705	,000	1,000	102
Std. Residual	-2,506	1,816	,000	,995	102

a. Dependent Variable: Fikih Kelas 8

Charts





Capaian Tahfiz Al-Qur'an terhadap Hasil Belajar Sejarah Kebudayaan Islam Kelas 7

Descriptive Statistics			
	Mean	Std. Deviation	N
Sejarah Kebudayaan Islam Kelas	79,8284	6,66470	102
Capaian Tahfiz Al-Qur'an Kelas 8	85,2108	6,03473	102

Correlations			
		Sejarah Kebudayaan Islam Kelas	Capaian Tahfiz Al-Qur'an Kelas 8
Pearson Correlation	Sejarah Kebudayaan Islam Kelas	1,000	,689
	Capaian Tahfiz Al-Qur'an Kelas 8	,689	1,000
Sig. (1-tailed)	Sejarah Kebudayaan Islam Kelas	.	,000
	Capaian Tahfiz Al-Qur'an Kelas 8	,000	.
N	Sejarah Kebudayaan Islam Kelas	102	102
	Capaian Tahfiz Al-Qur'an Kelas 8	102	102

Model Summary ^b										
Model	R	R Square	Adjusted R Square	Std. Error of the Estimate	Change Statistics					Durbin-Watson
					R Square Change	F Change	df1	df2	Sig. F Change	
1	,689 ^a	,475	,470	4,85231	,475	90,540	1	100	,000	1,837

a. Predictors: (Constant), Capaian Tahfiz Al-Qur'an Kelas 8

b. Dependent Variable: Sejarah Kebudayaan Islam Kelas

ANOVA ^a					
Model	Sum of Squares	df	Mean Square	F	Sig.

1	Regression	2131,754	1	2131,754	90,540	,000 ^b
	Residual	2354,493	100	23,545		
	Total	4486,248	101			

a. Dependent Variable: Sejarah Kebudayaan Islam Kelas

b. Predictors: (Constant), Capaian Tahfiz Al-Qur'an Kelas 8

Coefficients ^a								
Model		Unstandardized Coefficients		Standardized Coefficients	t	Sig.	Collinearity Statistics	
		B	Std. Error	Beta			Tolerance	VIF
1	(Constant)	14,958	6,834		2,189	,031		
	Capaian Tahfiz Al-Qur'an Kelas 8	,761	,080	,689	9,515	,000	1,000	1,000

a. Dependent Variable: Sejarah Kebudayaan Islam Kelas

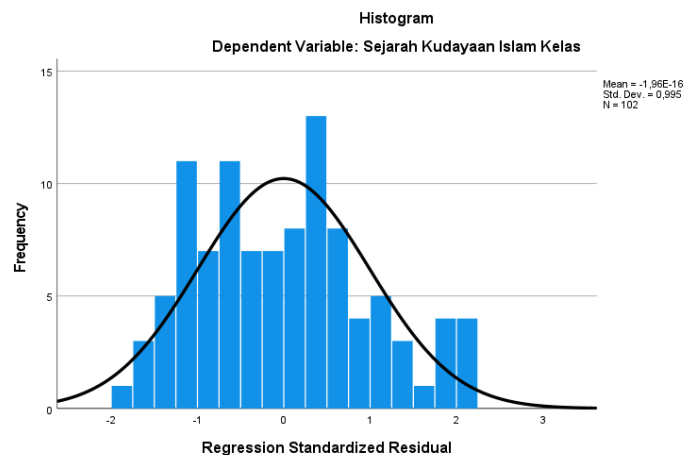
Collinearity Diagnostics ^a					
Model	Dimension	Eigenvalue	Condition Index	Variance Proportions	
				(Constant)	Capaian Tahfiz Al-Qur'an Kelas 8
1	1	1,998	1,000	,00	,00
	2	,002	28,415	1,00	1,00

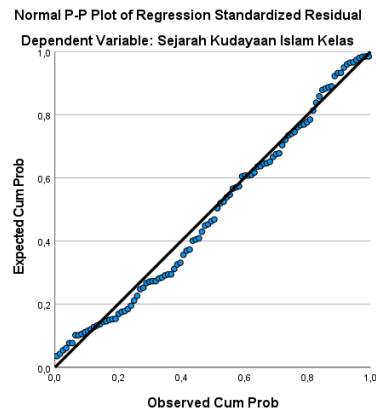
a. Dependent Variable: Sejarah Kebudayaan Islam Kelas

Residuals Statistics ^a					
	Minimum	Maximum	Mean	Std. Deviation	N
Predicted Value	70,5325	87,6615	79,8284	4,59418	102
Residual	-8,75828	10,50301	,00000	4,82823	102
Std. Predicted Value	-2,023	1,705	,000	1,000	102
Std. Residual	-1,805	2,165	,000	,995	102

a. Dependent Variable: Sejarah Kebudayaan Islam Kelas

Charts





Hasil Uji Normalitas Uji Beda

One-Sample Kolmogorov-Smirnov Test												
		Capaian Tahfiz Al-Qur'an Kelas 7	Al-Qur'an Hadis Kelas 7	Akid ah Akhlak Kelas 7	Fikih Kelas 7	Sejarah Kebudayaan Islam Kelas 7	Capaian Tahfiz Al-Qur'an Kelas 8	Al-Qur'an Hadis Kelas 8	Akid ah Akhlak Kelas 8	Fikih Kelas 8	Sejarah Kebudayaan Islam Kelas 8	
N		102	102	102	102	102	102	102	102	102	102	
Normal Parameters ^{a,b}	Mean	87,0245	80,9216	80,2304	81,9902	81,0245	85,2108	84,4461	86,7647	87,7304	79,8284	
	Std. Deviation	5,26307	4,44980	5,01368	4,09539	7,04841	6,03473	5,72856	5,81978	3,45743	6,66470	
Most Extreme Differences	Absolute	,152	,127	,087	,137	,113	,111	,118	,085	,103	,167	
	Positive	,070	,127	,087	,137	,113	,086	,118	,052	,103	,167	
	Negative	-,152	-,068	-,058	-,097	-,077	-,111	-,070	-,085	-,066	-,153	
Test Statistic		,152	,127	,087	,137	,113	,111	,118	,085	,103	,167	
Asymp. Sig. (2-tailed) ^c		,000	,000	,053	,000	,003	,004	,001	,068	,009	,000	
Monte Carlo Sig. (2-tailed) ^d	Sig.		,091	,067	,072	,330	,331	,401	,120	,069	,091	,120
	99% Confidence Interval	Lower Bound	,000	,000	,046	,000	,002	,002	,001	,063	,006	,000
		Upper Bound	,091	,067	,072	,330	,331	,401	,120	,069	,091	,120
a. Test distribution is Normal.												
b. Calculated from data.												
c. Lilliefors Significance Correction.												
d. Lilliefors' method based on 10000 Monte Carlo samples with starting seed 2000000.												

Hasil Output Uji Beda Paired Samples Test

Paired Samples Statistics					
		Mean	N	Std. Deviation	Std. Error Mean
Pair 1	Capaian Tahfiz Al-Qur'an Kelas 7	87,0245	102	5,26307	,52112
	Capaian Tahfiz Al-Qur'an Kelas 8	85,2108	102	6,03473	,59753
Pair 2	Al-Qur'an Hadis Kelas 7	80,9216	102	4,44980	,44060
	Al-Qur'an Hadis Kelas 8	84,4461	102	5,72856	,56721
Pair 3	Akidah Akhlak Kelas 7	80,2304	102	5,01368	,49643
	Akidah Akhlak Kelas 8	86,7647	102	5,81978	,57624
Pair 4	Fikih Kelas 7	81,9902	102	4,09539	,40550
	Fikih Kelas 8	87,7304	102	3,45743	,34234
Pair 5	Sejarah Kebudayaan Islam Kelas 7	81,0245	102	7,04841	,69790
	Sejarah Kebudayaan Islam Kelas 8	79,8284	102	6,66470	,65990

Paired Samples Correlations				
		N	Correlation	Sig.
Pair 1	Capaian Tahfiz Al-Qur'an Kelas 7 & Capaian Tahfiz Al-Qur'an Kelas 8	102	,897	,000
Pair 2	Al-Qur'an Hadis Kelas 7 & Al-Qur'an Hadis Kelas 8	102	,792	,000
Pair 3	Akidah Akhlak Kelas 7 & Akidah Akhlak Kelas 8	102	,680	,000
Pair 4	Fikih Kelas 7 & Fikih Kelas 8	102	,793	,000
Pair 5	Sejarah Kebudayaan Islam Kelas 7 & Sejarah Kebudayaan Islam Kelas 8	102	,802	,000

Paired Samples Test									
		Paired Differences				t	df	Sig. (2-tailed)	
		Mean	Std. Deviation	Std. Error Mean	95% Confidence Interval of the Difference				
					Lower				Upper
Pair 1	Capaian Tahfiz Al-Qur'an Kelas 7 - Capaian Tahfiz Al-Qur'an Kelas 8	1,81373	2,67730	,26509	1,28785	2,33960	6,842	101	,000
Pair 2	Al-Qur'an Hadis Kelas 7 - Al-Qur'an Hadis Kelas 8	-3,52451	3,50203	,34675	-4,21237	-2,83664	-10,164	101	,000
Pair 3	Akidah Akhlak Kelas 7 - Akidah Akhlak Kelas 8	-6,53431	4,39862	,43553	-7,39828	-5,67034	-15,003	101	,000
Pair 4	Fikih Kelas 7 - Fikih Kelas 8	-5,74020	2,50122	,24766	-6,23148	-5,24891	-23,178	101	,000
Pair 5	Sejarah Kebudayaan Islam Kelas 7 - Sejarah Kebudayaan Islam Kelas 8	1,19608	4,32593	,42833	,34639	2,04577	2,792	101	,006

Paired Samples Effect Sizes						
			Standardizer ^a	Point Estimate	95% Confidence Interval	
					Lower	Upper
Pair 1	Capaian Tahfiz Al-Qur'an Kelas 7 - Capaian Tahfiz Al-Qur'an Kelas 8	Cohen's d	2,67730	,677	,461	,891
		Hedges' correction	2,68729	,675	,459	,888
Pair 2	Al-Qur'an Hadis Kelas 7 - Al-Qur'an Hadis Kelas 8	Cohen's d	3,50203	-1,006	-1,243	-,766
		Hedges' correction	3,51510	-1,003	-1,239	-,763
Pair 3	Akidah Akhlak Kelas 7 - Akidah Akhlak Kelas 8	Cohen's d	4,39862	-1,486	-1,766	-1,202
		Hedges' correction	4,41503	-1,480	-1,759	-1,197
Pair 4	Fikih Kelas 7 - Fikih Kelas 8	Cohen's d	2,50122	-2,295	-2,664	-1,922
		Hedges' correction	2,51055	-2,286	-2,654	-1,915
Pair 5	Sejarah Kebudayaan Islam Kelas 7 - Sejarah Kebudayaan Islam Kelas 8	Cohen's d	4,32593	,276	,078	,474
		Hedges' correction	4,34207	,275	,078	,472

a. The denominator used in estimating the effect sizes.
Cohen's d uses the sample standard deviation of the mean difference.
Hedges' correction uses the sample standard deviation of the mean difference, plus a correction factor.

Lampiran IV Surat-Surat

SK Pembimbing Tesis



**KEPUTUSAN REKTOR UIN ANTASARI
NOMOR 132 TAHUN 2026
TENTANG
PEMBIMBING TESIS**

DIREKTUR PASCASARJANA UIN ANTASARI

- Menimbang** : 1. bahwa untuk mendukung kelancaran penulisan tesis mahasiswa Pascasarjana UIN Antasari a.n. Ahmad Effendi/NIM 220211020050 diperlukan Dosen Pembimbing Tesis;
2. bahwa untuk keperluan itu dipandang perlu menetapkan Dosen Pembimbing Tesis dimaksud dengan Surat Keputusan Direktur Pascasarjana;
- Mengingat** : 1. Undang-Undang RI No. 20 Tahun 2003 tentang Sistem Pendidikan Nasional;
2. Undang-Undang RI No. 12 Tahun 2012 tentang Sistem Pendidikan Tinggi;
3. Perpres RI No. 36 Tahun 2017 tentang Universitas Islam Negeri Antasari;
4. Surat Keputusan Menteri Agama No. 20 Tahun 2017 tentang Organisasi dan Tata Kerja IAIN Antasari;
5. Surat Keputusan Menteri Agama No. 29 Tahun 2017 tentang Statuta UIN Antasari Banjarmasin;
6. Keputusan Dirjen Binbaga Islam Depag RI No. E/176/2000 tentang Program Pascasarjana IAIN Antasari;
7. Surat Keputusan Dirjen Pendidikan Islam Kementerian Agama RI Nomor : 2085 Tahun 2013 tentang Transformasi Konsentrasi Menjadi Program Studi pada Program Magister IAIN Antasari Banjarmasin;
8. Petunjuk Operasional (PO) Penggunaan Dana DIPA pada UIN Antasari Banjarmasin Tahun 2026;
9. Pedoman Akademik Pascasarjana UIN Antasari.

MEMUTUSKAN

- Menetapkan** :
- Pertama** : Mengangkat Prof. Dr. H. Abd. Basir, M. Ag dan Dr. Muhamad Sabirin, M.S.I Sebagai Pembimbing Tesis a.n. Ahmad Effendi/ NIM 220211020050 dengan judul: "Analisis Komparatif Pengaruh Capaian Tahfiz Al-Qur'an Terhadap Hasil Belajar PAI pada Siswa Kelas 9 MTs Al-Hamid Kota Banjarmasin"
- Kedua** : Tugas Pembimbing adalah membantu mahasiswa menyelesaikan penulisan tesis sampai dengan ujian tesis;
- Ketiga** : Kepada masing-masing pembimbing diberikan honor pembimbing sesuai ketentuan yang berlaku;
- Keempat** : Segala biaya yang diakibatkan dari kegiatan ini akan dibebankan kepada DIPA UIN Antasari Banjarmasin Tahun 2026;
- Kelima** : Keputusan ini disampaikan kepada masing-masing Pembimbing untuk diketahui dan dipergunakan sebagaimana mestinya, dengan ketentuan apabila terdapat kekeliruan akan diadakan perubahan dan perbaikan sebagaimana mestinya.

Ditetapkan di : Banjarmasin,
Pada tanggal : 20 Februari 2026
a.n. Rektor
Direktur,



Mujiburrahman

- Tembusan** :
1. Rektor UIN Antasari;
 2. Ketua Prodi S2 Pendidikan Agama Islam;
 3. Pembimbing;
 4. Ahmad Effendi (Mhs.yang bersangkutan);
 5. Arsip.

Surat Riset



**KEMENTERIAN AGAMA REPUBLIK INDONESIA
UNIVERSITAS ISLAM NEGERI
ANTASARI BANJARMASIN
PASCASARJANA**

Jalan A. Yani Km. 4.5 Banjarmasin 70235
Telepon (0511) 3250801, Faksimili (0511) 3264143
E-mail: ps@uin-antasari.ac.id Website: pasca.uin-antasari.ac.id

SURAT RISET

Nomor : 290 /Un.14/IV/TL.02.1/04/2026

yang bertanda tangan di bawah ini Direktur Pascasarjana UIN Antasari Banjarmasin menerangkan dengan sebenarnya bahwa :

Nama : Ahmad Effendi
NIM : 220211020050
TTL : Pulau Sugara 10 Juli 1994
Jenis Kelamin : Laki-Laki
Alamat : Pulau Sugara Rt.08 No.26 Kec. ALalak Kab. Batola
Program Studi : S-2 Pendidikan Agama Islam
Semester : VIII (Delapan)

Adalah benar Mahasiswa Program Magister (S2) Pascasarjana UIN Antasari Banjarmasin dan saat ini sedang melaksanakan riset dalam rangka penulisan Tesis dengan judul:

Analisis Komparatif Pengaruh Capaian Tahfiz Al-Qur'an Terhadap Hasil Belajar PAI pada Siswa Kelas 9 MTS Al-Hamid Kota Banjarmasin

Tujuan : **MTs Swasta Al Hamid Banjarmasin**
Lama riset : **27 April 2026 s.d 27 Juni 2026**

Demikian Surat Riset ini dibuat dan diberikan kepada yang bersangkutan, agar dapat dipergunakan sebagaimana mestinya.

Banjarmasin, 27 April 2026
Direktur,



Mujiburrahman.

Surat Pengantar Penelitian



**KEMENTERIAN AGAMA REPUBLIK INDONESIA
UNIVERSITAS ISLAM NEGERI
ANTASARI BANJARMASIN
PASCASARJANA**

Jalan A. Yani Km. 4.5 Banjarmasin 70235
Telepon (0511) 3250801, Faksimili (0511) 3264143
E-mail: ps@uin-antasari.ac.id Website: pasca.uin-antasari.ac.id

Nomor : **290 /Un.14/IV/TL.02.1/04/2026**
Lamp : -
Hal : **Pengantar Penelitian Tesis**

Banjarmasin, 27 April 2026

Kepada Yth.
Kepala/Pimpinan
MTs Swasta Al Hamid Banjarmasin

Di- Tempat
Assalamu'alaikum, Wr, Wb.

Sehubungan dengan penyelesaian tugas akhir kuliah Pengantar Penelitian atas mahasiswa kami:

Nama : Ahmad Effendi
NIM : 220211020050
TTL : Pulau Sugara 10 Juli 1994
Jenis Kelamin : Laki-Laki
Alamat : Pulau Sugara Rt.08 No.26 Kec. ALalak Kab. Batola
Program Studi : S-2 Pendidikan Agama Islam
Semester : VIII (Delapan)

adalah benar Mahasiswa Program Magister (S2) Pascasarjana UIN Antasari Banjarmasin, dan yang bersangkutan akan melakukan penelitian / meminta data dalam rangka pengerjaan tugas akhir :

Judul : Analisis Komparatif Pengaruh Capaian Tahfiz Al-Qur'an Terhadap Hasil Belajar PAI pada Siswa Kelas 9 MTS Al-Hamid Kota Banjarmasin

Lama riset : 27 April 2026 s.d 27 Juni 2026

Dengan ini kami memohon perkenan izin dan bantuan seperlunya untuk kerpeluan dan kelancaran penelitian.

Demikian surat ini diberikan untuk dipergunakan sebagaimana mestinya, sebelum dan sesudahnya diucapkan terimakasih.

Banjarmasin, 27 April 2026
Direktur,



Mujiburrahman.



**KEMENTERIAN AGAMA REPUBLIK INDONESIA
KANTOR KEMENTERIAN AGAMA KOTA BANJARMASIN
MADRASAH TSANAWIYAH AL-HAMID**

Jl. Tembus Perumnas RT. 40 No. 84 Kayu Tangi Ujung HP/WA : 0858-4555-2498 email:mts.alhamid@gmail.com
website: www.alhamidbanjarmasin.sch.id Kelurahan Alalak Utara Banjarmasin 70125
Akreditasi : B NSM : 121263710024

SURAT KETERANGAN SELESAI PENELITIAN

Nomor : 032/MTs.A/SK/V/2026
Perihal : Pelaksanakan Penelitian

Assalamu'alaikum Wr.Wb.

Kepala Madrasah Tsanawiyah Al Hamid Kota Banjarmasin dengan ini menerangkan bahwa nama tersebut di bawah ini:

Nama : Ahmad Effendi
NIM : 220211020050
Program Studi : S-2 Pendidikan Agama Islam

Telah selesai melakukan penelitian di MTs Al Hamid Banjarmasin, pada hari Rabu, 20 Mei 2026. Dengan judul " Analisis Kompratif Pengaruh Capaian Tahfiz Al-Qur'an Terhadap Hasil Belajar PAI pada Siswa Kelas 9 MTs Al Hamid Banjarmasin".

Demikian surat ini disampaikan, atas perhatian dan kerjasama diucapkan terimakasih.

Wabillahitaufiq walhidayah.

Wassalamu'alaikum Wr.Wb.

Banjarmasin, 20 Mei 2026
Mengetahui,
Kepala Madrasah,

Dahliati, S.Pd.I.



Lampiran V Daftar Riwayat Hidup


DAFTAR RIWAYAT HIDUP

1. Nama Lengkap : Ahmad Effendi
2. Tempat dan Tanggal Lahir : Pulau Sugara, 10-07-1994
3. Agama : Islam
4. Kebangsaan : Indonesia
5. Status Perkawinan : Sudah Menikah
6. Alamat : Pulau Sugara, Rt.08 No. 26 Kec. Alalak,
Kab. Batola
7. No. HP/Alamat Email : 0851-3666-8881 / aeffendi994@gmail.com
8. Pendidikan
 - a. Taman Kanak-kanak (TK) lulus tahun 2001
 - b. MI Al-Azhar lulus tahun 2007
 - c. Pendidikan Kesetaraan Program Paket B lulus tahun 2013
 - d. Pendidikan Kesetaraan Program Paket C lulus tahun 2017
 - e. STAI Al-Jami' S1 PAI lulus tahun 2021
9. Orang Tua
 - a. Ayah

Nama	: Nurdin (Alm.)
Pekerjaan	: -
 - b. Ibu

Nama	: Hj. Darsiah
Pekerjaan	: Ibu Rumah Tangga
10. Saudara (Jumlah Saudara) : 1
11. Pengalaman Organisasi/Kerja
 - a. Wali Kelas di MTs Al-Hamid Banjarmasin tahun 2017 - 2019
 - b. Ketua Tahfiz MTs Al-Hamid Banjarmasin tahun 2018 – 2020
 - c. Wakil Kepala Madrasah Tsanawiyah Al-Hamid tahun 2020 – 2023
 - d. Kepala Madrasah Aliyah Al-Hamid tahun 2023 – sekarang
12. Daftar Karya Ilmiah
 - a. Skripsi : Pengelolaan Evaluasi Pendidikan di MTs Al-Hamid Banjarmasin.
 - b. Jurnal Studi Takhrij Hadis tentang Larangan Mengintimidasi Orang Lain Untuk Kepentingan Politik.

Banjarmasin, Juni 2026
Penulis



Ahmad Effendi