

## Appendix 1

### Translitory

Al-baqarah 31	Dan Dia ajarkan kepada Adam nama-nama (benda) semuanya, kemudian Dia perlihatkan kepada para malaikat, seraya Berfirman, "Sebutkan kepada-Ku nama semua (benda) ini, jika kamu yang benar!"
---------------	---

**Appendix 2****NILAI PRE – TEST DAN POST – TEST (KELAS EKSPERIMEN)**

NO	NAMA	NILAI Pre - Test	NILAI Post-Test	SELISIH NILAI
1	Dewi Sarah	70	90	20
2	Dewi Saputri	75	90	15
3	Ghina Sofia	30	85	55
4	Gusti Siti Khadijah	35	80	45
5	Hayatunnisa	65	90	25
6	Imraatus Shalehah	75	100	25
7	Khairunnisa	70	90	20
8	Malika Huaida	60	90	30
9	Miracle Yuanita	70	100	30
10	Naila Hasanah	85	95	10
11	Nazwa Noor Hanifa	70	90	20
12	Nanda Musfirah Arifin	60	90	30
13	Nida Az Zahrah	75	95	20
14	Nina Zarina	30	80	50
15	Nova Eliza	50	85	35
16	Norlatifah	75	100	25
17	Nursabila	40	90	50
18	Rahmadiyahanti	55	90	35
19	Revalina Ramadhani	55	90	35
20	Risma Indah Laulia	75	100	25
21	Tiara Norhasanah	50	90	40
22	Yeni Saura A,H	65	100	35
23	Nor Aina	55	95	40
24	Siti Lutfia Zahra	50	90	40
25	Salma Faisirah	75	90	15
		1515	2285	
		2295225	5221225	
		60.6	91.4	

## Appendix 2

## NILAI PRE – TEST DAN POST – TEST (KELAS KONTROL)

NO	NAMA	NILAI Pre - Test	NILAI Post - Test	SELISIH NILAI
1	Ahmad Fauji	45	75	30
2	A. Zainal Hakim	50	70	30
3	Darmawan	45	60	40
4	Gilang	60	60	30
5	Ilham Fadillah	30	50	40
6	M. adian Al Raisuly	70	85	15
7	M. Daffa Syarwani	50	70	30
8	M. Fadil Akbar	50	50	25
9	M. Fatih	65	65	10
10	M. Hafidz	60	60	10
11	M. Hariyadi	65	75	10
12	M. Ikhsan	20	40	40
13	M. Najmi	55	65	10
14	M. Nujhan	90	100	10
15	M. Nu'man	55	70	30
16	M. Novik	55	70	30
17	M. Rafi'i	40	60	40
18	M. Ridho	60	85	25
19	M. Riduan	55	65	30
20	M. Yogi Finanda	80	100	20
21	M. Zikri	65	80	15
22	Nazamuddin	60	70	10
23	Rif'an Hadiyanto	80	70	15
24	Rafi Yuliansyah	60	75	15
25	Tio Rasya	45	55	30
26	M. Irfan	65	80	15
		1475	<b>1725</b>	
		2175625	2975625	
		56.73076923	66.34615385	

## **LESSON PLAN**

### **1. Course Identity**

Subject	: Greeting
Class	: VI
Time allocation	: 2x35 minutes
Date	: Sunday, October 9 <sup>th</sup> 2017
Meeting	: 1 <sup>st</sup>
Topic	: Hi, How Are You?

### **2. Goal of the Study**

By the end of the lesson the students will be able to:

- Know the expression of greeting
- Enrich their vocabulary

### **3. Resources**

Bahasa Inggris untuk Kelas VI SD/MI Banjarbaru

### **4. Teaching learning activity**

#### 1. Teacher activities

- The teacher will greet and check attendance list of the students
- The teacher will ask some leading questions related to greeting
- The teacher will explain the material related to greeting that using in learning activity
- The teacher will ask the students to play their Duolingu

#### 2. Students activities

- Students complete task in Duolingu and it will be done individually

- Students determine individual improvement

## **5. Implementation**

### 1. Pre activities

- Asking leading questions related to the material of Greeting
- Teacher gives students learning objectives which are required in teaching and learning process.

### 2. While activities

- Teacher ask the student to pay attention to the material about greeting
- Teacher explains the material about greeting
- Teacher asks the students to play their Duolingo on their smartphone
- Teacher asks the student to open the category that will be learned today. The category is Frasa
- Teacher asks the students to mention the vocabularies in the application
- Teacher asks students to rewrite vocabularies on their note book
- Teacher pronouncing the vocabularies
- After that, teacher asks students to repeat the pronunciation of each vocabulary
- Teacher asks students to do the excercise in Duolingo Application about 15 minutes

- The teacher monitors students' work
- Teacher gives suggestion or appreciation to the students at the end the work
- After the completion of material today, the teacher asks the students again whether they are understand with the lesson
- The teacher asks students' difficulties at the lesson

### 3. Post Activities

- Teacher check the students' understanding and the response
- The teachers conclude learning materials and strengthen the material

## 6. Closing

- The teacher conveys a lesson plan for the next meeting to cultivate students' curiosity to read
- The teacher conveys the students to play their Duolingu at home, or everywhere
- The teacher closed the classroom meeting on this day by reading alhamdulillah

9<sup>th</sup> October

s2017

Fauzi

## 7. Material of Greeting

When we meet other people at home, at school, on the way, public places or wherever, we can give some **greeting** expressions below.

Greetings (Salam)

- Hi,... (Hai)
- Hello,... (Helo)
- Good morning,... (Selamat pagi)
- I am fine (Saya sehat)
- I am Okay (Saya baik)
- Good afternoon,... (Selamat siang)
- Good night,... (Selamat malam)
- How are you? (Apa kabarmu?)
- Thank you. (Terima kasih.)
- I'm very well, thank you. (Saya sangat baik, terima kasih.)





## **LESSON PLAN**

### **6. Course Identity**

Subject : To be and Pronoun  
Class : VI  
Time allocation : 2x35 minutes  
Date : Monday, October 16<sup>th</sup> 2017  
Meeting : 2<sup>nd</sup>  
Topic : This is Shinta. She is a Student

### **7. Goal of the Study**

By the end of the lesson the students will be able to:

- Know the use of to be and pronoun
- Enrich their vocabulary

### **8. Resources**

Bahasa Inggris untuk Kelas VI SD/MI Banjarbaru

### **9. Teaching learning activity**

#### 3. Teacher activities

- The teacher will greet and check attendance list of the students
- The teacher will ask some leading questions related to the material as a warming up
- The teacher will explain the material and using Duolingu application in learning activity

#### 4. Students activities

- Students complete task in Duolingo Application and it will be done individually
- Students determine individual improvement

## **10. Implementation**

### 4. Pre activities

- Asking leading questions related to the material of to be and pronoun
- Teacher gives students learning objectives which are required in teaching and learning process.

### 5. While activities

- Teacher ask the student to pay attention to the material about to be and pronoun
- Teacher explains the material about to be and pronoun
- Teacher asks the students to play their Duolingo on their smartphone
- Teacher asks the student to open the category that will be learned today. The category is Kata Ganti Objektif
- Teacher asks the students to mention the vocabularies in the application
- Teacher asks students to rewrite vocabularies on their note book
- Teacher pronouncing the vocabularies

- After that, teacher asks students to repeat the pronunciation of each vocabulary
- Teacher asks students to do the exercise in Duolingo Application about 15 minutes
- The teacher monitors students' work
- Teacher gives suggestion or appreciation to the students at the end the work
- After the completion of material today, the teacher asks the students again whether they are understand with the lesson
- The teacher asks students' difficulties at the lesson

#### 6. Post Activities

- Teacher check the students' understanding and the response
- The teachers conclude learning materials and strengthen the material

#### 7. Closing

- The teacher conveys a lesson plan for the next meeting to cultivate students' curiosity to read
- The teacher conveys the students to play their Duolingu at home, or everywhere
- The teacher closed the classroom meeting on this day by reading alhamdulillah

16<sup>th</sup> October

Fauzi

## 8. Material

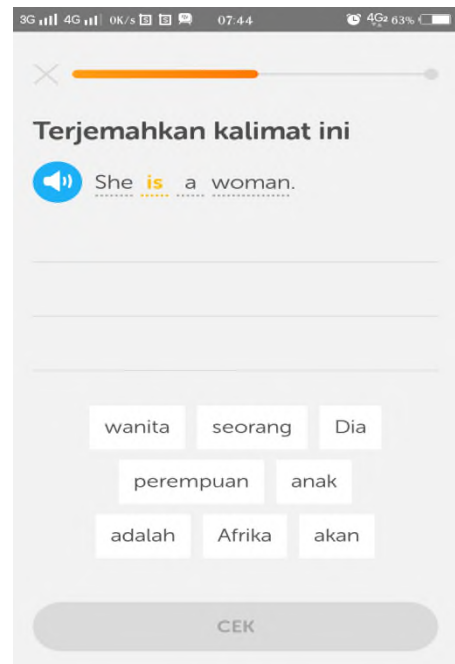
Pronouns adalah kata ganti yang menyatakan seseorang atau sesuatu.

Personal Pronouns

Yaitu kata ganti orang. Di dalam kalimat, kata ganti ini digunakan sebagai subjek dan sebagai objek. Penggunaan yang berbeda membuat bentuknya berubah. Untuk lebih lengkap, perhatikan tabel di bawah :

Subjek	Contoh Kalimat	Objek	Contoh Kalimat
I	<b>I</b> am a teacher.	Me	He loves <b>me</b> .
You	<b>You</b> are a teacher.	You	I love <b>you</b> .
She	<b>She</b> is a nurse.	Her	They love <b>her</b> .
He	<b>He</b> is a policeman.	Him	She loves <b>him</b> .
It	<b>It</b> is a pen.	It	He buys <b>it</b> .
We	<b>We</b> are happy.	Us	They join <b>us</b> .
They	<b>They</b> are sad.	Them	Let <b>them</b> come.

## 9. Task in Duolingo



## **Appendix**

### **LESSON PLAN**

#### **11. Course Identity**

Subject	: Family
Class	: VI
Time allocation	: 2x35 minutes
Date	: Monday, October 23 <sup>rd</sup> 2017
Meeting	: 3 <sup>rd</sup>
Topic	: I love My Family

#### **12. Goal of the Study**

By the end of the lesson the students will be able to:

- Know the members of family
- Enrich their vocabulary

#### **13. Resources**

Bahasa Inggris untuk Kelas VI SD/MI Banjarbaru

#### **14. Teaching learning activity**

##### 5. Teacher activities

- The teacher will greet and check attendance list of the students
- The teacher will ask some leading questions related to the material as a warming up
- The teacher will explain the material and using Duolingu application in learning activity

6. Students activities

- Students complete task in Duolingo Application and it will be done individually
- Students determine individual improvement

**15. Implementation**

7. Pre activities

- Asking leading questions related to the material about family
- Teacher gives students learning objectives which are required in teaching and learning process.

1. While activities

- Teacher ask the student to pay attention to the material about family
- Teacher explains the material about family
- Teacher asks the students to play their Duolingo on their smartphone
- Teacher asks the student to open the category that will be learned today. The category is Keluarga
- Teacher asks the students to mention the vocabularies in the application
- Teacher asks students to rewrite vocabularies on their note book
- Teacher pronouncing the vocabularies

- After that, teacher asks students to repeat the pronunciation of each vocabulary
- Teacher asks students to do the exercise in Duolingo Application about 15 minutes
- The teacher monitors students' work
- Teacher gives suggestion or appreciation to the students at the end the work
- After the completion of material today, the teacher asks the students again whether they are understand with the lesson
- The teacher asks students' difficulties at the lesson

## 2. Post Activities

- Teacher check the students' understanding and the response
- The teachers conclude learning materials and strengthen the material

## 6. Closing

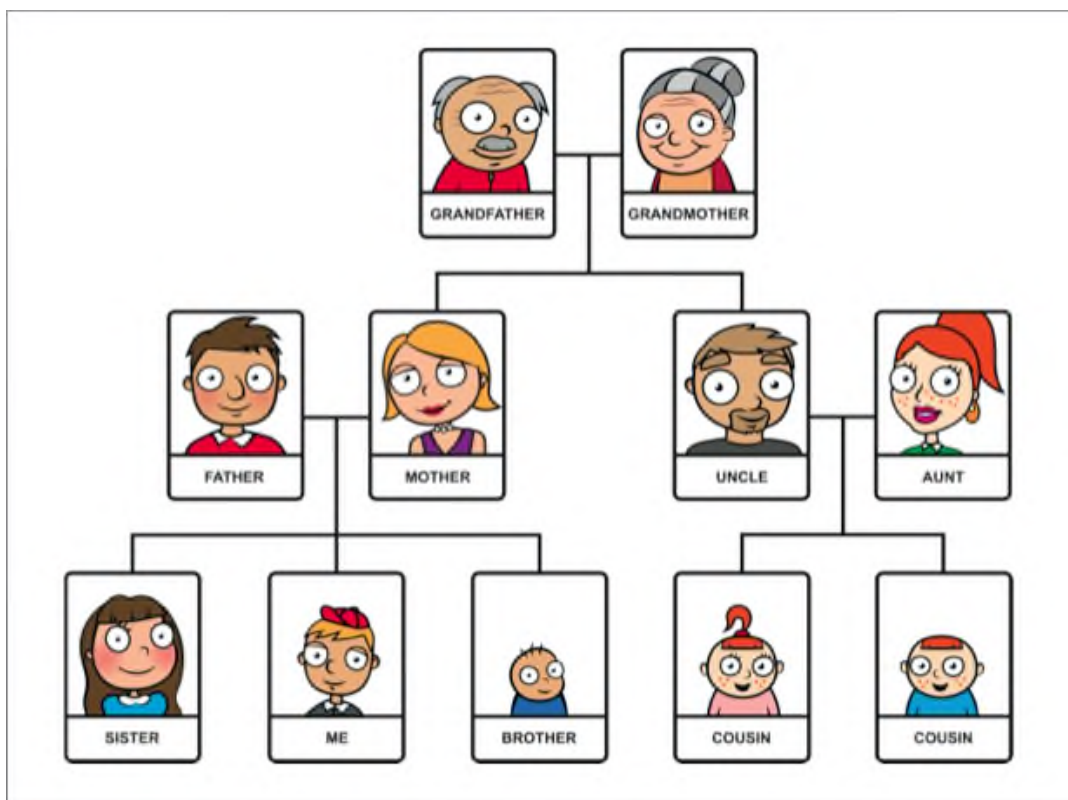
- The teacher conveys a lesson plan for the next meeting to cultivate students' curiosity to read
- The teacher conveys the students to play their Duolingu at home, or everywhere
- The teacher closed the classroom meeting on this day by reading alhamdulillah



23<sup>rd</sup> October 2017

Ahmad Ridha Fauzi

## 7. Material



Vocabularies of Family

1. Family : keluarga
2. Mother : Ibu
3. Father : Ayah
4. Parents : orang tua
5. Grandfather : kakek
6. Grandmother : nenek
7. Grandparents : Kakek nenek
8. Aunt : tante / bibi
9. Uncle : paman / om
10. Cousin : sepupu
11. Niece : keponakan perempuan
12. Nephew : keponakan laki-laki
13. Children : anak-anak
14. Son : anak laki-laki
15. Daughter: anak perempuan
16. Grandson : Cucu laki-laki
17. Granddaughter : Cucu perempuan
18. Grandchild : cucu
19. Mr : Tuan
20. Mrs : Nyonya

## **8. Task in Duolingu**

3G 4G 0K/s 15:08 4G 45%

✕

Yang mana yang merupakan "Ibu"?

skirt

mother

hat

suit

CEK

3G 4G 0K/s 15:22 4G 42%

✕

Yang mana yang merupakan "Kakek"?

marriage

grandfather

family

mother

CEK

3G 4G 0K/s 15:17 4G 43%

✕

Yang mana yang merupakan "Keluarga"?

family

marriage

skirt

shoe

CEK

## LESSON PLAN

### 16. Course Identity

Subject	: Occupation
Class	: XI
Time allocation	: 2x35 minutes
Date	: Monday, November 6 <sup>th</sup> 2017
Meeting	: 4 <sup>th</sup>
Topic	:

### 17. Goal of the Study

By the end of the lesson the students will be able to:

- Know the various of occupation
- Enrich their vocabulary

### 18. Resources

Bahasa Inggris untuk Kelas VI SD/MI Banjarbaru

### 19. Teaching learning activity

#### 7. Teacher activities

- The teacher will greet and check attendance list of the students
- The teacher will ask some leading questions related to the material as a warming up

- The teacher will explain the material and using Duolingu application in learning activity

8. Students activities

- Students complete task in Duolingo Application and it will be done individually
- Students determine individual improvement

**20. Implementation**

3. Pre activities

- Asking leading questions related to the material of occupation
- Teacher gives students learning objectives which are required in teaching and learning process.

4. While activities

- Teacher ask the student to pay attention to the material about occupation
- Teacher explains the material about occupation
- Teacher asks the students to play their Duolingo on their smartphone
- Teacher asks the student to open the category that will be learned today. The category is Pekerjaan
- Teacher asks the students to mention the vocabularies in the application

- Teacher asks students to rewrite vocabularies on their note book
- Teacher pronouncing the vocabularies
- After that, teacher asks students to repeat the pronunciation of each vocabulary
- Teacher asks students to do the exercise in Duolingo Application about 15 minutes
- The teacher monitors students' work
- Teacher gives suggestion or appreciation to the students at the end the work
- After the completion of material today, the teacher asks the students again whether they are understand with the lesson
- The teacher asks students' difficulties at the lesson

#### 5. Post Activities

- Teacher check the students' understanding and the response
- The teachers conclude learning materials and strengthen the material

#### 7. Closing

- The teacher conveys a lesson plan for the next meeting to cultivate students' curiosity to read
- The teacher conveys the students to play their Duolingu at home, or everywhere

- The teacher closed the classroom meeting on this day by reading alhamdulillah

6<sup>th</sup> November 2017

Ahmad Ridha Fauzi

## **10. Material of Occupation**

1. teacher : guru
2. doctor : dokter
3. soldier : tentara
4. nurse : perawat
5. student : pelajar
6. policeman : polisi
7. singer : penyanyi
8. pilot : pilot
9. dancer : penari
10. driver : sopir

Contoh kalimat :

1. I am a singer

(Saya adalah seorang  
penyanyi.)

2. You are a student.

(Kamu adalah seorang  
pelajar.)

3. She is a doctor.

(Dia adalah seorang dokter.)

4. He is a teacher

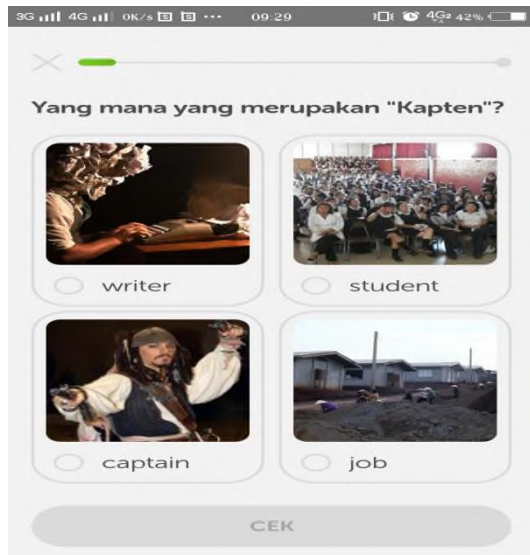
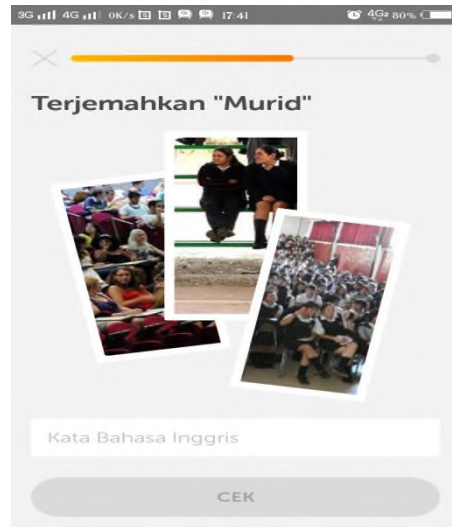
(Dia adalah seorang guru.)

5. He is a policeman.

(Dia adalah seorang polisi.)



# 11. Task in Duolingo



## Appendix 5

Choose A,B,C or D for the correct answer !

Name :

Score :

Class :

1. Terjemahkan kalimat (How are you?)
  - A. Apa kabarmu?    C. Selamat siang?
  - B. Terima kasih?    D. Sampai sore?
2. Terjemahkan kalimat (Good bye)
  - A. Saya baik            C. Selamat pagi
  - B. Selamat tinggal    D. Apa kabarmu
3. Lengkapi kalimat (I ... a student )
  - A. Is                      C. Am
  - B. Are                    D. Are not
4. Susun kalimat dengan benar ( Later - you – see )
  - A. You later see
  - B. You see later
  - C. Later see you
  - D. See you later
5. My mother is a teacher. .... is a good teacher.
  - A. She                    C. He
  - B. They                  D. It
6. My Father is a pilot. .... Is a brave pilot.
  - A. He                     C. I
  - B. She                    D. My
7. Terjemahkan kata ( Keluarga )
  - A. Parent                C. Aunt
  - B. Family                D. Brother
8. Lengkapi kalimat (You ..... my best teacher)
  - A. Is
  - B. Are
  - C. Am not
  - D. Am
9. Shinta : Thank you Edo !  
Edo : ....., Shinta
  - A. You are welcome    C. Fine
  - B. Good bye             D. How are you
10. The father of my mother is...
  - a. My uncle            c. My cousin
  - b. My grandfather    d. My Nephew
11. I play football with my cousin. Arti kata yang bergaris bawah adalah....
  - a. Adik    c. Paman
  - b. Sepupu    d. Keponakan
12. My father and my mother are .....

- a. My children
  - b. My family
- c. My cousin
  - d. My parent
13. Terjemahkan kalimat ( Dia berbicara bahasa Inggris )
- a. You speak English
  - b. We speak English
  - c. He speaks English
  - d. I speak English
14. My father has a daughter. She is my....
- a. Grandmother
  - b. Sister
- c. Niece
  - d. Aunt
15. My mother has a brother. He is my...
- a. Uncle
  - b. Aunt
- c. Cousin
  - d. Niece
16. Terjemahkan kalimat ( Saya minum susu )
- a. You eat milk
  - b. I drink milk
  - c. He drinks milk
  - d. We drink milk
17. Terjemahkan kalimat ( Saya makan roti )
- a. He eats bread
  - b. She eats bread
  - c. I eat bread
  - d. You eat bread
18. Arti kalimat ( He drinks water )
- a. Saya minum air
  - b. Kamu minum air
  - c. Dia minum air
  - d. Mereka minum air
19. Terjemahkan kalimat ( I have a pencil )
- a. Saya mempunyai sebuah pencil
  - b. Saya membeli sebuah pencil
  - c. Saya meminjam sebuah pensil
  - d. Saya mempunyai sebuah koran
20. Arti kata ( speak )
- a. Menulis
  - b. Bicara
- c. Mendengar
  - d. Melihat



**KEMENTERIAN AGAMA REPUBLIK INDONESIA  
UNIVERSITAS ISLAM NEGERI ANTASARI  
FAKULTAS TARBIYAH DAN KEGURUAN  
BIRO SKRIPSI**

Jalan Jenderal Ahmad Yani KM. 4,5 Banjarmasin  
Telepon (0511) 3253939 Faksimile (0511) 3274492  
Email: [ftk.antasari@gmail.com](mailto:ftk.antasari@gmail.com) Web: [www.ftk.iain-antasari.ac.id](http://www.ftk.iain-antasari.ac.id)

**SURAT KETERANGAN**

Nomor: 2256/Un.20/III.2.q/09/2017

Yang bertanda tangan di bawah ini, menerangkan bahwa:

Nama : Ahmad Ridha Fauzi  
N I M : 1301240879  
Jurusan/Prodi : PBI  
Alamat : Jl. Tembus Mantuil Komp. Warga Indah V Rt.  
23 Rw. 02 No. 37 Kel. Basirih Selatan Kec.  
Banjarmasin Selatan

adalah benar telah melaksanakan Seminar Desain Operasional Skripsi yang berjudul:

**THE EFFECTIVENESS OF DUOLINGO IN IMPROVING VOCABULARY  
ABILITY AT THE SIXTH GRADER OF MI DARUL ILMI BANJARBARU  
ACADEMIC YEAR 2017/2018**

Pada Hari/Tanggal : Kamis, 07 September 2017

Tempat : Ruang Munaqasyah 1

Demikian surat keterangan ini dibuat, untuk dipergunakan sebagaimana mestinya.

Banjarmasin, 07 September 2017



Nur Hafidza ZG.M.Pd  
NIP.197109171998032002




**KEMENTERIAN AGAMA REPUBLIK INDONESIA  
UNIVERSITAS ISLAM NEGERI ANTASARI  
FAKULTAS TARBIYAH DAN KEGURUAN  
BIRO SKRIPSI**

Jalan Jenderal Ahmad Yani KM. 4,5 Banjarmasin  
Telepon (0511) 3253838 Faksimile (0511) 3274492  
Email: [ftk.antasari@gmail.com](mailto:ftk.antasari@gmail.com) Web: [www.ftk.iain-antasari.ac.id](http://www.ftk.iain-antasari.ac.id)

**CATATAN KONSULTASI BIMBINGAN SKRIPSI**

1. Nama Mahasiswa : *Ahmad Ridha Fauzi*  
2. NIM : *17012100574*  
3. Program Studi : *PB1*  
4. Judul Skripsi : *The effectiveness of duolingo in improving vocabulary ability at the sixth grade MI Darul Ulum Banjarbaru*  
5. Dosen Pembimbing : *Hj. Nur Maulidiyah, MA*  
: *Dr. Saifulloh, M.Ed*  
6. Catatan Konsultasi :

NO	Pemb. Konten & Metodologi	No.	Pemb. Bahasa & Teknik Penulisan
			<p>still have some grammatical &amp; writing mistakes. please revise</p> <p>4/1/2018</p> 

**Catatan :**

1. Setiap konsultasi, lembaran catatan ini harus dibawa untuk diisi oleh Pembimbing
2. Konsultasi berikutnya harus membawa lembaran baru yang masih kosong




**KEMENTERIAN AGAMA REPUBLIK INDONESIA  
UNIVERSITAS ISLAM NEGERI ANTASARI  
FAKULTAS TARBIYAH DAN KEGURUAN  
BIRO SKRIPSI**

Jalan Jenderal Ahmad Yani KM. 4,5 Banjarmasin  
Telepon (0511) 3253939 Faksimile (0511) 3274492  
Email: ftk.antasari@gmail.com Web: www.ftk.iain-antasari.ac.id

**CATATAN KONSULTASI BIMBINGAN SKRIPSI**

1. Nama Mahasiswa : Ahmad Ridha Fauzi  
2. NIM : 1301240879  
3. Program Studi : PBT  
4. Judul Skripsi : The effectiveness of dictating in improving vocabulary ability at the sixth grade MI Darul Nur Banjarmasin  
5. Dosen Pembimbing : Drs. Sa'dillah, M.Pd.  
: Hj. Noor Maulidiyah, MA  
6. Catatan Konsultasi :

NO	Pemb. Konten & Metodologi	No.	Pemb. Bahasa & Teknik Penulisan
			See my notes inside & Review. - Review Ch2 delete some text are not related - add previous studies  2/1/2018 

**Catatan :**

1. Setiap konsultasi, lembaran catatan ini harus dibawa untuk diisi oleh Pembimbing
2. Konsultasi berikutnya harus membawa lembaran baru yang masih kosong



**KEMENTERIAN AGAMA REPUBLIK INDONESIA  
UNIVERSITAS ISLAM NEGERI ANTASARI  
FAKULTAS TARBİYAH DAN KEGURUAN**

Jalan Jenderal Ahmad Yani KM. 4.5 Banjarmasin  
Telepon (0511) 3253939 Faksimile (0511) 3274492  
Email: [ftk.antasari@gmail.com](mailto:ftk.antasari@gmail.com) Web: [www.ftk.iain-antasari.ac.id](http://www.ftk.iain-antasari.ac.id)

Nomor : B-5209/Un.14/II.2/TL.00/09/2017 Banjarmasin, September 2017  
Sifat : Penting  
Lampiran : 1 (satu) lembar  
Hal : Riset Dalam Rangka Penyusunan Skripsi

K e p a d a,

Yth. **Kepala Kementerian Agama  
Kota Banjarbaru**  
di – Banjarbaru

Assalamu'alaikum Warahmatullah Wabarakatuh

Dengan hormat, sehubungan rencana penelitian yang akan dilaksanakan oleh mahasiswa (i) dalam rangka penyusunan skripsi, maka dengan ini kami mohon izin serta bantuan Bapak/Ibu agar kiranya berkenan memberikan informasi/data yang diperlukan oleh :

Nama : Ahmad Ridha Fauzi  
N I M : 1301240879  
Jurusan : PBI  
Fakultas : Tarbiyah dan Keguruan  
Alamat : Jl. Tembus Mantuil RT 023 RW 02 Komplek Warga Indah V Kelurahan Basirih  
Selatan Kecamatan Banjarmasin Selatan

Demikian surat ini kami sampaikan, atas perhatian dan perkenan Bapak/Ibu serta kerjasamanya yang baik kami ucapkan terima kasih.

Wassalamu'alaikum Warahmatullah Wabarakatuh

Pih. Wakil Dekan Bidang Akademik dan Kemahasiswaan,  
Wakil Dekan Bidang Administrasi Umum,  
Perencanaan dan Keuangan



Tembusan :

1. Dekan Fakultas Tarbiyah dan Keguruan UIN Antasari;
2. Kepala MI Plus Darul Ilmi Banjarbaru



**KEMENTERIAN AGAMA REPUBLIK INDONESIA  
UNIVERSITAS ISLAM NEGERI ANTASARI  
FAKULTAS TARBİYAH DAN KEGURUAN**

Jalan Jenderal Ahmad Yani KM. 4,5 Banjarmasin  
Telepon (0511) 3253939 Faksimile (0511) 3274492  
Email: [ftk.antasari@gmail.com](mailto:ftk.antasari@gmail.com) Web: [www.ftk.iain-antasari.ac.id](http://www.ftk.iain-antasari.ac.id)

**SURAT RISET**

Nomor: B-5709/Un.14/II.2/TL.00/09/2017

Dekan Fakultas Tarbiyah dan Keguruan UIN Antasari, dengan ini menugaskan kepada :

Nama : Ahmad Ridha Fauzi  
Nomor Induk Mahasiswa : 1301240879  
Semester : IX (Sembilan)  
Alamat : Jl. Tembus Mantuil RT 023 RW 02 Komplek Warga Indah V Kelurahan Basirih Selatan Kecamatan Banjarmasin Selatan  
Tugas : Melakukan Riset / Penelitian Ilmiah dalam rangka pengumpulan data untuk penyusunan Skripsi Sarjana dengan Judul :

**THE EFFECTIVENESS OF DUOLINGO IN IMPROVING VOCABULARY ABILITY AT THE SIXTH GRADER OF MI DARUL ILMI BANJARBARU ACADEMIC YEAR 2017/2018**

Tempat yang dituju : MI Plus Darul Ilmi Banjarbaru  
Barang yang dibawa : Seperangkat alat riset  
Lamanya Riset : 2 (Dua) bulan  
Dari tanggal : 25 September 2017  
Sampai dengan tanggal : 25 November 2017

Demikian Surat Riset ini diberikan kepada ybs, agar pihak-pihak yang berkepentingan dapat memberikan bantuan seperlunya.

Plh. Wakil Dekan Bidang Akademik dan Kemahasiswaan,  
Wakil Dekan Bidang Administrasi Umum,  
Perencanaan dan Keuangan



Mahasiswa yang bersangkutan

Ahmad Ridha Fauzi  
NIM. 1301240879



Appendix 3 Result of Pre-test

**Group Statistics**

	experiment	N	Mean	Std. Deviation	Std. Error Mean
control	experiment	25	60.6000	15.29706	3.05941
	kontrol	26	56.7308	14.96277	2.93444

**Independent Samples Test**

		Levene's Test for Equality of Variances		t-test for Equality of Means						
		F	Sig.	t	df	Sig. (2-tailed)	Mean Difference	Std. Error Difference	95% Confidence Interval of the Difference	
									Lower	Upper
control	Equal variances assumed	.394	.533	.913	49	.366	3.86923	4.23734	-4.64603	12.38449
	Equal variances not assumed			.913	48.812	.366	3.86923	4.23922	-4.65062	12.38908

Appendix 3 Result of Post-tets

**Group Statistics**

	experiment	N	Mean	Std. Deviation	Std. Error Mean
control	experiment	25	91.4000	5.68624	1.13725
	kontrol	26	69.4231	14.02333	2.75020

**Independent Samples Test**

		Levene's Test for Equality of Variances		t-test for Equality of Means						
		F	Sig.	t	df	Sig. (2-tailed)	Mean Difference	Std. Error Difference	95% Confidence Interval of the Difference	
									Lower	Upper
control	Equal variances assumed	8.993	.004	7.279	49	.000	21.97692	3.01909	15.90984	28.04401
	Equal variances not assumed			7.385	33.267	.000	21.97692	2.97606	15.92393	28.02992

## **CURICULUM VITAE**

Name : Ahmad Ridha Fauzi

Place and Date of Birth : Banjarmasin, 24 Mei 1995

Gender : Male

Religion : Islam

Nationality : Indonesia

Marital Status : Single

Address : Jl. Tembus Mantuil Komplek. Warga Indah V RT.  
23 RW. 02

Education

2000-2007 : SDN Pelambuan 2 Banjarmasin

2007-2010 : MTs Darul Ilmi Banjarbaru

2010-2013 : SMKN 5 Banjarmasin

2013-2018 : S1 English Department of Tarbiyah and Teachers'  
Training Faculty of UIN Antasari Banjarmasin

Parents : Father's name : Syahrani  
: Mother's name : Hamidah

Siblings : Riska Nurul Husna

Banjarmasin, January 2018