

APPENDIX 1
LESSON PLAN FOR TEACHING
PRACTICE
FOR CLASS CONTROL

Name of school : SDN 1 Marabahan
Subject : English
Class / Semester : III / 1
Topic Material : Pet and wild animal
Skill : writing and speaking
Time Allocation : 2 x 35 minutes

MAIN COMPETENCE

A. Goal : III grade of Elementary School Students will be able to develop writing and speaking ability, acquire and use the target vocabulary about pet and wild animal.

B. Objectives : By the end of the lesson:

- III grade of Elementary School students will be able to acquire vocabulary about personal identity by finding some vocabularies or sentences

about pet and wild animal from the text with 80 % accuracy.

- III grade of Elementary School students will be able to demonstrate writing and speaking practice in front of the class about personal identity in the classroom with at least 90%.

C. Approach and Method : Communicative Approach, TPR Method and CLT Method and Multiple Intelligences.

D. Material and Equipment :

- Pictures
- Whiteboard and marker
- Word card

A. Procedures :

No	Activity	Explanation	Activity	Time
1.	Pre-activity	<p>- Opening the lesson the teacher opens the lesson by greeting the students:</p> <p>S: Hi, Good morning, students T: Hi, Good morning, mom S: How are you this morning? Good? T: Good/fine/very well (varies)</p> <p>The teacher checks the students' attendance. The teacher then introduces the material they will learn by saying: T: This morning, we will talk about pet and wild animal, and then guessing vocabulary. The teacher continues: First, I will ask some questions: T: "Mention some animals that you know?" S: "Rabbit, Cat, Horse, Elephant etc." T: "Okey..good. Then the teacher continue the next activities.</p>	<p>Post</p> <p>- Concluding and closing the lesson</p> <p>T: (The teacher concluded about the animals that we have learned today. Mom, always remember to take care of the animals that we have around us.) Ss: "Yes, mom." The teacher is ready to close the lesson and asks students whether they have any question? T: "Ok, class, we are run out of time. Do you have any question?" Ss: (silent), "no, mom" T: "No questions? Great, Don't forget to keep spirit." Ss: "Ok, mom." Then the teacher asks the students to pray together. T: "Ok, class, before we close the lesson, please, pray together."</p>	50 Minutes
2.	While Activity	<p>T : "Ok, student I will show you some pictures and read the name of animal, please repeat after me." Ss: "Yes, mom." T : Rabbit, Cat, Horse etc. Ss : Rabbit, Cat, Horse etc.</p> <p>After that the teacher gives some pictures to the students. T: "Ok, class, do you have any question about it?" Ss: "No, mom." T : Now, look at your book tell about pet and wild animals. Now we read together and repeat after me. (translate the text) T: "Ok, (a student) please read the firs text (until the last text to read by students) Ss: "Yes, mom" (some students).</p>	<p>B. Backup Plan</p> <p>In case if the material and the picture were broken the teacher</p>	50 Minutes

should be copy the material and the picture or write the material in whiteboard

Subject : English
Class / Semester : III / 1
Topic Material : Pet and wild animal
Skill : writing and speaking
Time Allocation : 2 x 35 minutes

MAIN COMPETENCE

- C. Evaluation** :
1. Cognitive aspect; drill, assignment ;
 2. Affective Aspect; evaluated while the process of teaching and learning
 3. Psychomotor aspect; evaluated while the process of teaching and learning
 4. Assignment Type; work in group.

E. Goal : III grade of Elementary School Students will be able to develop writing and speaking ability, acquire and use the target vocabulary about pet and wild animal.

F. Objectives : By the end of the lesson:

- III grade of Elementary School students will be able to acquire vocabulary about personal identity by finding some vocabularies or sentences about pet and wild animal from the text with 80 % accuracy.
- III grade of Elementary School students

APPENDIX 2

LESSON PLAN FOR TEACHING

PRACTICE

FOR EXPERIMENT CLASS

Name of school : SDN 1 Marabahan

will be able to demonstrate writing and speaking by practice in front of the class about personal identity in the classroom with at least 90%.

G. Approach and Method :
 Communicative Approach, TPR Method and CLT Method, Game and Multiple Intelligences.

H. Material and Equipment :

- Pictures
- Whiteboard and marker
- Word card

D. Procedures :

1.	Pre-activity	<p>- Opening the lesson the teacher opens the lesson by greeting</p> <p>S: Hi, Good morning, students</p> <p>T: Hi, Good morning, mom</p> <p>S: How are you this morning? Good</p> <p>T: Good/fine/very well (varies)</p> <p>The teacher checks the students' attendance The teacher then introduces the topic by saying: T: This morning, we will talk about animals and then guessing vocabulary . The teacher continues: First, I will ask you to guess. T: "Mention some animals that you know." S: "Rabbit, Cat, Horse, Elephant etc." T: "Okey..good." Then the teacher continues the next activity</p>			
2.	While Activity	<p>T : "Ok, student I will read the text to you."</p> <p>Ss: "Yes, mom."</p> <p>T : Rabbit, Cat, Horse etc.</p> <p>Ss : Rabbit, Cat, Horse etc.</p> <p>T : "Ok, students, I will show you a picture, guess the name of animal ?"</p> <p>S: "Ok, mom".</p> <p>After that the teacher gives a game to the students.</p> <p>T: "Ok, class, do you have any questions?"</p> <p>Ss: "No, mom."</p> <p>T : Now, Now, look at your text about wild animals. (translate the text to Indonesian)</p> <p>T: "Ok, (a student) please read the text to read by students)."</p> <p>Ss: "Yes, mom" (some students).</p> <p>T : " Now we play a game, " through</p>			
3.	Post Activity	<p>- Concluding and closing the lesson</p> <p>T: (The teacher concluded about the lesson, class, don't forget to always read about the animals that we have learned)</p>			
No	Activity	Explanation		Ss: "Yes, mom."	Time

		<p>The teacher is ready to close the lesson due to the time and asks students whether they have question or not.</p> <p>T: "Ok, class, we are run out of time now. Do you have any question?"</p> <p>Ss: (silent), "no, mom"</p> <p>T: "No questions? Great, Don't forget study hard and keep spirit."</p> <p>Ss: "Ok, mom."</p> <p>Then the teacher asks the students to pray together</p> <p>T: "Ok, class, before we close and leave in this class, please, pray together."</p> <p>Ss: "yes, mom."</p> <p>T : "See you again."</p> <p>Ss: "See you mom."</p>	<p>the assignment</p> <p>2. Affective Aspect; evaluated while the process of teaching and learning</p> <p>3. Psychomotor aspect; evaluated while the process of teaching and learning</p> <p>4.</p>
--	--	---	---

Assignment Type; work in group.

E. Backup Plan

: - In case if the material and the picture were broken the teacher should be copy the material and the picture or write the material in whiteboard .

APPENDIX 4

The Name of Students in Experiment Class

1. **A. Aditia**
2. **Ahmad Harisal Ihsany**
3. **Ahmad Rafi Prasetia**
4. **Alzesya Gnefira**
5. **Annisa**
6. **Arlika Dithri Kaylanashwa**
7. **Aulia Saadah**
8. **Budiman Rizki Akbar Rangga**
9. **Chandara F**
10. **Deny Noraidi**

F. Evaluation




: 1.Cognitive aspect;

- 11. Helda Irmayanti**
- 12. Luthfi Aulia**
- 13. M. Akbar**
- 14. M. Zaki Fadillah**
- 15. Muhammad Naufal**
- 16. Niswah**
- 17. Nur Khalisa**
- 18. Nurul Hidayah**
- 19. Radot Rollan. S.**
- 20. Rafii**
- 21. Raja Raswandi Siregar**
- 22. Rasyangswita Azzahra**
- 23. Wahyuda Febri Alwi**
- 24. Yasmin Almira Ihsan**

APPENDIX 3

The Name of Students in Contol Class

- 1. Abidzar Al- Ghifari**
- 2. Abu Shirih**
- 3. Ahmad Nyarifudin Hafid**
- 4. Anisa Maulida Azkiya**
- 5. Aulia Salsabila**
- 6. Celsi Wulandari**
- 7. Dimas Sattria**
- 8. Fahrudin**
- 9. Hanif Raihan**
- 10. Ihya Ridhani Jami**
- 11. Kalila. F. R**
- 12. Khaira Namadhana**
- 13. Kirani Almira Putri. F**
- 14. M. Daffa. M**
- 15. M. Ridha Wardana**
- 16. M. Vicky**
- 17. Mauluddin Isan**
- 18. Muhammmad Yahya Syarif**
- 19. Nurmadhani**
- 20. Rizka Zahratunnisa**
- 21. Syarifah Nurlaila**
- 22. Yunita Safitri Putri Handayani**



APPENDIX 7

Please answer with T/F (True or False) !

1. A bird can fly in the sky.

2. A bird can't swim in the water.

3. A cat can walk and run.

4. A fish can't walk.

5. A fish can swim in the water.

6. A horse can run ver fast.

7. A zebra has black and white stripes.

8. A elephant has one trunk.

9. A shark is a wild animal.


10. A rabbit is a wild animal.

11. A snake has fur.

12. A tiger is a pet animal.

Let's Play Game!!!

Animal Crossword



Across

1. f _____



3. sh _____



5. m _____



6. d _____




7. ch _____



Down

2. h _____



4. P _____



6. d _____



7. c _____



KEY ANSWER

Please answer with T/F (True or False) !

1. T
2. T
3. T
4. T
5. T
6. T
7. T
8. T
9. F
10. F
11. F

Let's Play Game!!!
Animal Crossword

ACROSS

1. FISH

3. SHEEP

5. MOUSE

6. DOG

7. CHICKEN

DOWN

2. HORSE

4. PIG

6. DUCK

7. CAT

APPENDIX 13										
Experiment class					Control class					
III B					III A					
No	Name		Post- test		No	Name		Post - test		
1	Student 1	20	100	10000	1	Student 1	16	80	6400	
2	Student 2	17	85	7225	2	Student 2	16	80	6400	
3	Student 3	16	80	6400	3	Student 3	16	80	6400	
4	Student 4	19	95	9025	4	Student 4	14	70	4900	
5	Student 5	17	85	7225	5	Student 5	14	70	4900	
6	Student 6	15	75	5625	6	Student 6	13	65	4225	
7	Student 7	19	95	9025	7	Student 7	17	85	7225	
8	Student 8	15	75	5625	8	Student 8	17	85	7225	
9	Student 9	18	90	8100	9	Student 9	16	80	6400	
10	Student 10	16	80	6400	10	Student 10	17	85	7225	
11	Student 11	16	80	6400	11	Student 11	14	70	4900	
12	Student 12	17	85	7225	12	Student 12	18	90	8100	
13	Student 13	16	80	6400	13	Student 13	15	75	5625	
14	Student 14	18	90	8100	14	Student 14	16	80	6400	
15	Student 15	16	80	6400	15	Student 15	16	80	6400	
16	Student 16	15	75	5625	16	Student 16	16	80	6400	
17	Student 17	19	95	9025	17	Student 17	18	90	8100	
18	Student	20	100	100	18	Student	15	75	562	

	ent 18			00			t 18			5				
19	Student 19	17	85	7225		19	Student 19	17	85	7225				
20	Student 20	20	100	10000		20	Student 20	18	90	8100				
21	Student 21	15	75	5625		21	Student 21	13	65	4225				
22	Student 22	16	80	6400		22	Student 22	18	90	8100				
23	Student 23	16	80	6400					1794	140500				
24	Student 24	18	90	8100										
			2103	177575										
homogenitas sampel dari nilai pretes														
			$s^2 = \frac{n \sum x_i^2 - (\sum x_i)^2}{n(n-1)}$											
						24			*			177575		
									552			4422609		
						4261800			-			4422609		
									552					
						-			291.3206522			(Varians besar)		
			$s^2 = \frac{n \sum x_i^2 - (\sum x_i)^2}{n(n-1)}$											
						22			*			140500		
									462					
						309100			-			321		

APPENDIX 14																
	kelas Eksperimen										kelas kontrol					
	kelas III B										kelas III B					
No	Name	Pretes		PosTes		Be da (X)	X ²			No	Name	Pretes		PosTes		Be da (X)
1	Student 1	12	60	20	100	40	1600			1	Student 1	11	55	16	80	25
2	Student 2	10	50	17	85	35	1225			2	Student 2	9	45	16	80	35
3	Student 3	11	55	16	80	25	625			3	Student 3	10	50	16	80	30
4	Student 4	12	60	19	95	35	1225			4	Student 4	8	40	14	70	30
5	Student 5	10	50	17	85	35	1225			5	Student 5	7	35	14	70	35
6	Student 6	8	40	15	75	35	1225			6	Student 6	7	35	13	65	30
7	Student 7	12	60	19	95	35	1225			7	Student 7	12	60	17	85	25
8	Student 8	9	45	15	75	30	900			8	Student 8	12	60	17	85	25
9	Student 9	13	65	18	90	25	625			9	Student 9	10	50	16	80	30
10	Student 10	12	60	16	80	20	400			10	Student 10	11	55	17	85	30
11	Student 11	10	50	16	80	30	900			11	Student 11	9	45	14	70	25
12	Student 12	10	50	17	85	35	1225			12	Student 12	13	65	18	90	25
13	Student 13	10	50	16	80	30	900			13	Student 13	9	45	15	75	30

	<i>sains siswa dengan menggunakan web pada pembelajaran fisika"</i>					
--	---	--	--	--	--	--

APPENDIX 16

THE NAME OF TEACHERS AT SD NEGERI 1 MARABAHAN

1. Hj. Nur Asipah. S. Pd. SD
2. Katrina. S. Pd. SD
3. Hamniah, A.Ma.Pd
4. Wiji Sulistyowati, S. Pd
5. Hj. Laila Supinah. S. Pd. SD
6. Mariani, S. Pd
7. Syamsul Karti, A.Ma.Pd
8. Kasrah, S. Pd. I
9. Bahrudin, S. Pd
10. Wiwin Rismawati, S. Pd
11. Suyanti, S. Pd
12. Nurul Hayati, S. Sos
13. Retno Innawati, S. Pd. SD
14. Nia Dahniar, S. Pd
15. Kartina, S. Pd
16. Nia Marlina, S. Pd
17. Ahmad maulani

APPENDIX 15

THE FACILITIES AT SD NEGERI 1 MARABAHAN

1. Perpustakaan
2. Kantin
3. Ruang UKS
4. Ruang Kepala Sekolah
5. Ruang Guru
6. Ruang kelas
7. WC Guru
8. WC Siswa

APPENDIX 17

Surah /Verse	English	Indonesia
Ar-Rum: 22	And of his signs is the creation of the heavens	Dan diantara tanda – tanda kekuasaannya-Nya

	<p>and the earth and the diversity of your language and your colors. Indeed in that are signs for those of knowledge.</p>	<p>ialah menciptakan langit dan bumi dan belain-lain bahasamu dan warna kulitmu. Sesungguhnya pada demikian itu benar-benar terdapat tanda-tanda bagi orang-orang yang mengetahui.</p>
--	---	--

APPENDIX 18
Control Class











APPENDIX 19
Experiment Class





C. Read the description of animals below!

Picture	Description	Deskripsi
	A snake is very dangerous and poisonous. The body of a snake is very long.	Seekor ular sangat berbahaya dan berbisa. Tubuh seekor ular sangat panjang.
	A horse can run very fast. A horse has four legs.	Seekor kuda bisa berlari sangat cepat. Seekor Kuda memiliki empat kaki
	A zebra has black and white stripes.	Seekor Zebra memiliki belang yang berwarna hitam dan putih
	A shark is a wild animal. A shark lives in the sea. A shark can swim in the sea.	Seekor Ikan hiu adalah binatang yang buas. Seekor Ikan hiu hidup di laut. Seekor Ikan hiu bisa berenang di laut.
	A penguin can swim in the sea and walk on the land. A penguin has two wings but it cannot fly.	Seekor Pinguin bisa berenang di laut dan berjalan di darat. Seekor Pinguin memiliki dua sayap tetapi tidak bisa terbang
	An elephant is very big and strong. An elephant has four legs and one trunk.	Seekor Gajah sangat besar dan kuat. Seekor Gajah memiliki empat kaki dan satu belalai
	A butterfly has two wings to fly.	Seekor kupu-kupu memiliki dua sayap untuk terbang
	A bird can sing. A bird has two wings to fly.	Seekor burung bisa bernyanyi. Seekor burung memiliki dua sayap untuk terbang.

D. Vocabulary

English	Indonesian	English	Indonesian	English	Indonesian
1. Snake	: Ular	8. Penguin	: Pinguin	15. Jungle	: Hutan
2. Dangerous	: Berbahaya	9. Land	: Daratan	16. Sea	: Laut
3. Animal	: Hewan	10. Elephant	: Gajah	17. Shark	: Ikan hiu
4. Long	: Panjang	11. Big	: Besar	18. Trunk	: Belalai
5. Zebra	: Zebra	12. Very	: Sangat	19. Butterfly	: Kupu-kupu
6. Stripe	: Belang	13. Strong	: Kuat	20. Have/Has	: Memiliki
7. Wild	: Buas	14. Leg	: Kaki		

Chapter 3

A. Read the conversations below!

Conversation 1:

Jennifer : Mita, what is that?

Mita : That is a bird.

Jennifer : What can a bird do?

Mita : A bird can fly in the sky.

Jennifer : And what is that?

Mita : That is a fish.

Jennifer : Can a fish fly?

Mita : No, a fish cannot fly.

Jennifer : What can a fish do?

Mita : A fish can swim in the water.



Mita, apa itu?

Itu adalah seekor burung

Apa yang burung bisa lakukan?

Burung bisa terbang di langit

Dan apa itu?

Itu adalah seekor ikan

Dapatkah ikan terbang?

Tidak, ikan tidak bisa terbang

Apa yang bisa dilakukan oleh ikan?

Ikan bisa berenang di air

Conversation 2:

Lala : Zihan, what is that?


Zihan : That is a cat.

Lala : And, what is that?

Zihan : That is a horse.

Lala : What can a cat and a horse do?

Zihan : A cat and a horse can walk and run.



Zihan, apa itu?

Itu adalah seekor kucing

dan apa itu?

Itu adalah seekor kuda

Apa yang bisa dilakukan oleh

seekor kucing dan seekor kuda?

Seekor kuda dan seekor kucing bisa

berjalan dan berlari.

B. Vocabulary

English	Indonesian	English	Indonesian
1. Bird	: Burung	7. Walk	: Berjalan
2. Cat	: Kucing	8. Run	: Berlari
3. Fly	: Terbang	9. Sky	: Langit
4. Swim	: Berenang	10. Water	: Air
5. Horse	: Kuda	11. Leg	: Kaki
6. Fish	: Ikan	12. Wing	: Sayap

A bird can fly in the sky.

A fish can swim in the water.

A cat and a horse can walk and run.

**DINAS PENDIDIKAN
SD NEGERI 1 MARABAHAN
KABUPATEN BARITO KUALA
Jln Pahlawan No 26 Telp (0511).....Kode Pos 70511**

SURAT KETERANGAN

Nomor : SDN-4/ 422 / 221/ 2017

Yang bertanda tangan dibawah ini kepala SD Negeri 1 Marabahan, memberikan keterangan kepada Mahasiswa Universitas Islam Negeri Antasari Banjarmasin berikut ini :


Nama	: Rusmawardah
Tempat Tanggal Lahir	: Bantuil, 2 Oktober 1994
NIM	: 130124847
Alamat	: Jln H.M Ruslan Rt 6 No 34. Kec Barito kuala.
Jurusan	: PBI
Fakultas	: Tarbiyah dan Keguruan

Telah melakukan riset/penelitian di SD Negeri 1 Marabahan dengan judul THE EFFECTIVENESS OF USING PIAGET AND BRUNER THEORIES IN TEACHING ENGLISH VOCABULARY TO YOUNG LEARNERS AT SDN 1 MARABAHAN. Kami menyatakan bahwa Mahasiswa yang bersangkutan telah selesai melakukan riset/ penelitian.

Demikian surat keterangan ini diberikan untuk dapat digunakan seperlunya.

Marabahan, 27 September 2017

Kepala SD Negeri 1 marabahan





KEMENTERIAN AGAMA REPUBLIK INDONESIA
UNIVERSITAS ISLAM NEGERI ANTASARI
FAKULTAS TARBIYAH DAN KEGURUAN
BIRO SKRIPSI

Jalan Jenderal Ahmad Yani KM. 4,5 Banjarmasin
Telepon (0511) 3253939 Faksimile (0511) 3274492
Email: ftk.antasari@gmail.com Web: www.ftk.iain-antasari.ac.id

CATATAN SEMINAR PROPOSAL SKRIPSI

1. Nama Mahasiswa : Rasmawardah
2. N I M : 1301240841
3. Program Studi : Bahasa Inggris
4. Judul Proposal Skripsi : The Effectiveness of Using Piaget and Bruner theory in Teaching English Vocabulary to Young learners at Third Grade
5. Dosen Pembimbing : Drs Saadillah, m.pd
Rizki Siti Rahayu, m.A
6. Catatan Hasil Seminar :

NO	Catatan/saran Penanggap	NO	Catatan/saran Dosen
1.	What is the difference about your proposal? How to find validity in your data analysis.	1.	Please explain about Piaget and Bruner theories. Please find main characteristics of the theory. Definition of key terms, please add.

Banjarmasin, ... 2 Juni ... 2017
Moderator,


Huddayah Nor M Pd

Catatan :
Lembaran seminar ini, diisi oleh moderator



KEMENTERIAN AGAMA REPUBLIK INDONESIA
UNIVERSITAS ISLAM NEGERI ANTASARI
FAKULTAS TARBİYAH DAN KEGURUAN
BIRO SKRIPSI

Jalan Jenderal Ahmad Yani KM. 4,5 Banjarmasin
Telepon (0511) 3253939 Faksimile (0511) 3274492
Email: fk.antasari@gmail.com Web: www.fik.iain-antasari.ac.id

CATATAN KONSULTASI BIMBINGAN SKRIPSI

1. Nama Mahasiswa : Pusmaurda
2. NIM : 1201240247
3. Program Studi : PBI
4. Judul Skripsi : The effectiveness of using piaget and Bruner theories for teaching English Vocabulary to young learners
5. Dosen Pembimbing : Drs. Saadillah, M.Pd
Hani Hizriani, M.A
6. Catatan Konsultasi :

NO	Pemb. Konten & Metodologi	No.	Pemb. Bahasa & Teknik Penulisan
	1. Revise some (see my notes) 2. Provide others Dec 4 2017 		① You need to explain your treatment in chapt 3 / 4 (How did it look like) ② Revise / ketua your definition of key terms ③ Your chapt 2 starts from general to specific ④ you just need to have one problem for Nov 2017

Catatan :

1. Setiap konsultasi, lembaran catatan ini harus dibawa untuk diisi oleh Pembimbing
2. Konsultasi berikutnya harus membawa lembaran baru yang masih kosong